



Harrogate Borough Council

Playing Pitch Strategy

Stage D

October 2022



Table of Contents

1. Introduction	1
2. Headline findings of the evidence base for each sport	10
3. Sport Specific Issues and Scenarios	16
4. Strategy Objectives and Recommendations	52

Appendices

Appendix A: Harrogate Borough Council Playing Pitch Strategy Stage B Report

Appendix B: Harrogate Borough Council Playing Pitch Strategy Stage C Assessment Report

Appendix C: Harrogate Individual Site Action Plans

Appendix D: Harrogate Borough Council Harrogate Outdoor Sports Assessments Tennis, Netball and Athletics.

Glossary & Abbreviations

3G	Third generation (artificial grass pitch)
AGP	Artificial grass pitch
CC	Cricket Club
CIL	Community Infrastructure Levy
CFA	County Football Association
CSP	County Sports Partnership
EH	England Hockey
FA	Football Association
FC	Football Club
FE	Further Education
FF	Football Foundation
FTP	Football Turf Pitch
GIS	Geographical Information Systems
HC	Hockey Club
HE	Higher Education
JFC	Junior Football Club
ECB	England and Wales Cricket Board
LTA	Lawn Tennis Association
LMS	Last Man Stands
MES	The number of games a playing pitch can accommodate is addressed as match equivalent sessions.
NGB	National Governing Body
ONS	Office of National Statistics
PF	Playing Field
PPS	Playing Pitch Strategy
PQA	Pitch Quality Assessment
PQS	Performance Quality Standard
RFC	Rugby Football Club
RFL	Rugby Football League
RFU	Rugby Football Union
S106	Section 106
TGR	Team Generation Rate

Secured Community Use For pitches that are available to the community the degree of certainty that this availability will continue needs to be recorded (i.e. how secure is the availability to the community?). Unless local information suggests otherwise it can be assumed that the availability of all pitches in Local Authority, town and parish council and sports club ownership will be secure.

Unsecured Community Use Mainly educational sites where the following should be in place to ensure certainty of secured community use: if not in place, then the site provides unsecured community use.

- A formal community use agreement
- A leasing or management agreement requiring pitches to be available to the community/a community club
- A formal policy for community use adopted by the owner and or educational establishment
- Written confirmation from the owner and or educational establishment.

Harrogate Borough Council

Playing Pitch Strategy – Stage D

Note on definitions of artificial pitch surfaces.

Sport England has produced guidance on “Selecting the Right Artificial Surface for Hockey, Football, Rugby League and Rugby Union” This guidance can be referred to when selecting an artificial surface, but it is worth noting that this is now superseded by new and updated National Governing Body (NGB) technical guidance and you should contact the relevant NGB. The guidance can be found at:

<https://www.sportengland.org/media/4275/selecting-the-right-artificial-surface-rev2-2010.pdf>

Throughout the PPS the following abbreviations are used to describe specific types of playing pitch facility that has an artificial surface rather than natural grass.

NTP or non-turf pitch refers to an artificial turf sports surface designed specifically for cricket.

3G FTP- Third Generation Football Turf Pitch. This pitch type comprises blades of polypropylene supported by a thin base layer of sand and by an infill of rubber crumb. 3G pitches must meet the FIFA Quality Performance Standard up to Step 3 (FA National League System) or the FIFA Quality Pro Performance Standards for Step 1 & 2 level football as well as higher level FA competitions

AGP - stands for an England Hockey recognised Artificial Grass Pitch which is either sand based/dressed or water playing surface

World Rugby Regulation 22 compliant stands for a long pile FTP 3G with an engineered subbase system (of stone base, porous tarmac layer and shock pad) and are accepted by the rugby governing bodies (RFU and RFL).

1. Introduction

- 1.1 This is the Playing Pitch Strategy (PPS) for Harrogate Borough Council and its partners. It has been developed in accordance with Sport England guidance and under the direction of a steering group led by the Council and including National Governing Bodies of Sport (NGBs).
- 1.2 It builds upon the preceding Playing Pitch Assessment Reports and is capable of:
- **Providing adequate planning guidance to assess development proposals affecting outdoor sports facilities, as appropriate, directing open space contributions secured through development and informing and shaping local planning policy;**
 - **Informing the protection and provision of playing pitches;**
 - **Informing land use decisions in respect of future use of existing playing pitch areas and playing fields (capable of accommodating pitches);**
 - **Providing a strategic framework for the provision and management of playing pitches;**
 - **Supporting external funding bids and maximising support for playing pitches; and**
 - **Providing the basis for ongoing monitoring and review of the use, distribution, function, quality, and accessibility of playing pitches.**
- 1.3 The PPS builds upon an Assessment Report. The assessment report Appendix B identifies the quantity and quality of the supply and the demand for each sport and provides an assessment of capacity for each site and playing pitch. The PPS provides a framework and action plan for future provision and management of sports pitches to serve existing and new communities across Harrogate Borough.
- 1.4 The PPS covers the following playing pitches and outdoor pitch sports:
- **Football pitches;**
 - **Rugby Union pitches;**
 - **Cricket pitches;**
 - **Hockey – artificial grass pitches;**
- 1.5 The objectives of the Playing Pitch Strategy are:
- 1. Identify changes in how the sports are played and levels of affiliated and unaffiliated participation;**
 - 2. Gather evidence to help protect and enhance existing provision;**
 - 3. To inform the development and implementation of planning policy;**
 - 4. To inform the assessment of planning applications;**
 - 5. To understand the supply of provision due to capital programmes e.g. for educational sites;**

- 6. Establish the need to develop a priority list of deliverable projects which will help to meet any current deficiencies, provide for future demands and feed into wider infrastructure planning work;**
 - 7. Prioritisation of internal capital and revenue investment; and**
 - 8. The need to provide evidence to help secure internal and external funding.**
- 1.6 There is a need to build key partnerships between the Borough Council, National Governing Bodies of Sport (NGBs), Sport England, schools, further education providers, community clubs and private landowners to maintain and improve playing pitch provision. In the latter instances, the potential for the Borough Council to take a strategic lead is more limited. This document will provide clarity about the way forward and allow key organisations to focus on the key issues that they can directly influence and achieve.
- 1.7 The PPS has been developed in partnership with a range of agencies and been overseen by a steering group made up of representatives from:
- **Sport England;**
 - **England and Wales Cricket Board;**
 - **England Hockey;**
 - **Football Foundation on behalf of the FA;**
 - **West Riding County FA;**
 - **Rugby Football Union;**
 - **Harrogate Borough Council Place-Shaping and Economic Growth; and**
 - **Yorkshire Cricket.**
- 1.8 The aim of the PPS is:

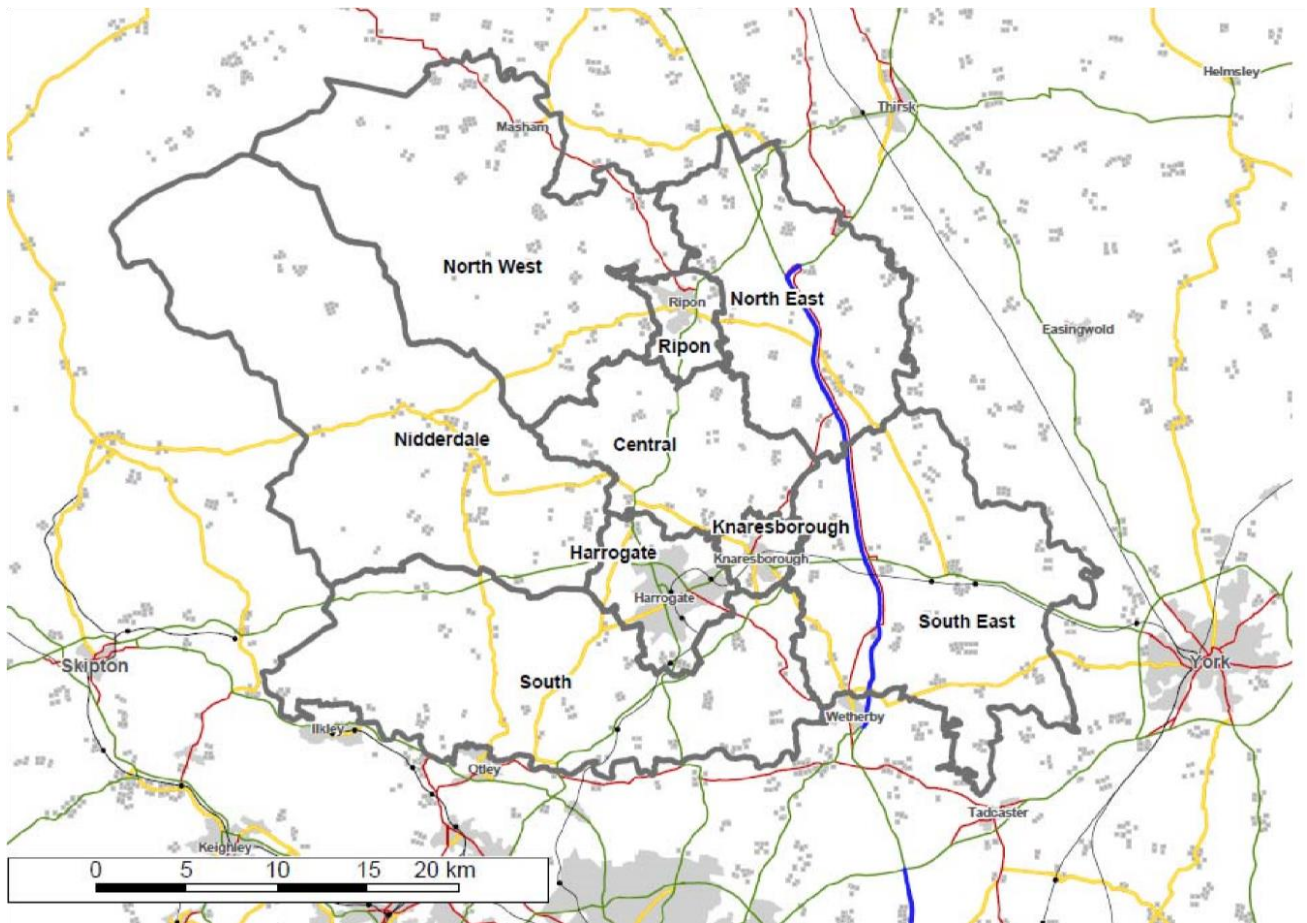
The strategy will look to guide the delivery of outdoor sports facilities, built facilities and open spaces across Harrogate District. While being led by Harrogate Borough Council, it is intended to be delivered in partnership by all key partners and stakeholders.”

- 1.9 The PPS covers the timeline between 2021 and 2035 (this aligns to the Local Plan). The individual sports and site action plans look at the short and medium timescales. Figure 2: shows the 10 steps to delivering a Playing Pitch Strategy. Step 10 in Figure 2 identifies the need to ensure that the PPS is regularly updated and reviewed to keep the PPS robust. This should be discussed in the first steering Group meeting and arrangements made for the PPS to be updated on a regular basis. and the requirement to update and review the PPS to keep it robust.

Study Area

- 1.10 The study area is the whole of the Harrogate district. Further to this, analysis areas have been created to allow for a more localised assessment of provision and examination of playing pitch supply and demand. These sub areas have been agreed by the Steering Group and make up the sub areas shown within figure 1 below.

Figure 1: Harrogate Borough PPS Sub Areas for Analysis



1.11 The nine sub areas are:

- **Sub Area 1: Harrogate:** Harrogate, Killinghall, Pannal and Burnbridge;
- **Sub Area 2: South Harrogate:** Blubberhouses, Fewston, Norwood, Haverah Park, Beckwithshaw, North Follifoot, Rigton, Weeton, Castley, Stainburn, Leathley, Farnley, Newhall with Clifton, Lindley, Weston, Askwith, Denton, Middleton, Nesfield with Lanbar, Great Timble, Little Timble, Kirkby Overblow, Kearby with Netherby, Sicklinghall, Spofforth with Stockeld, Follifoot;
- **Sub Area 3: Southeast:** Arkendale, Marton Cum Grafton, Dunsforths, Great Ouseburn, Little Ouseburn, Kirby Hall, Thorpe Underwoods, Whixley, Allerton Mauleverer with Hopperton, Flaxby, Coneythorpe and Clareton, Ribston Great and Walshford, Little Ribston, North Deighton, Kirk Deighton, Hunsingore, Tockwith, Bilton in Ainsty, Wighill, Long Marston, Wilstrop, Moor Monkton, Nun Monkton, Green Hammerton, Kirk Hammerton, Cattal, Thornville;
- **Sub Area 4: Central Harrogate:** Markenfield Hall, Markington with Wallerthwaite, Bishop Thornton, Ripley, Nidd, Brearton, Scotton, Farnham, Ferrensbys, Staveley, Walkingham Hill with Occaney, Copgrove, Burton Leonard, Bishop Monkton, South Stainley with Cayton Burton;
- **Sub Area 5: Nidderdale:** Stonebeck Up, Stonebeck Down, Fountains Earth, High and Low Bishopside, Hartwith cum Winsley, Clint, Hampthswaite, Felliscliffe, Birstwith, Menwith with Darley, Thonthwaite with Padside, Thuscross, Beverley, Dacre;

- **Sub Area 6: Northeast:** Copt Hewick, Bridge Hewick, Givendale, Newby with Multick, Weswick, Roecliffe Boroughbridge, Ellenthorpe, Milby, Kirby Hill, Humberton, Thornton Bridge, Nortonle-Clay, Cundall with Leckby, Dishforth, Skelton, Marton-le-Moor, Langthorpe, Melmbery, Wath, Rainton with Newby, Asenby, Hutton Conyers, Baldersby, Norton Conyers;
- **Sub Area 7: Northwest:** Colsterdale, Healey, Ilton-Cum-Pott, Kirkby Malzeard, Laverton, Skelding, Eavestone, Sawley, Warshill, Aldfield, Lindrick with Studley Royal and Fountains, Studley Roger, Azerley, North Stainley with Sleningford, Gewelthorpe, Burton-on-Yore, Masham, Fearby, Ellington High and Low, Ellingstring, Swinton with Wathermarske, Grantley, Winks;
- **Sub Area 8: Knaresborough:** Knaresborough, Plompton, Goldsborough Scriven; and
- **Sub Area 9: Ripon:** Ripon, Littlethorpe, Sharow.

1.12 The PPS approach for the sports of Football, Rugby, Hockey and Cricket is based on the Sport England PPS Guidance: An Approach to Developing and Delivering a PPS 2013:

<http://www.sportengland.org/facilities-and-planning/planning-for-sport/planning-tools-and-about:blankguidance/playing-pitch-strategy-guidance/>

1.13 The approach comprises of 10 steps (See Figure 1) which are grouped into the following five stages:

- **Stage A: Prepare and tailor the approach (Step 1);**
- **Stage B: Gather information and views on the supply of and demand for provision (Steps 2 & 3);**
- **Stage C: Assess the supply and demand information and views (Steps 4, 5 & 6);**
- **Stage D: Develop the strategy (Steps 7 & 8); and**
- **Stage E: Deliver the strategy and keep it robust and up to date (Steps 9 & 10).**

Figure 2: The 10 steps to delivering a Playing Pitch Strategy



Harrogate Borough Council

Playing Pitch Strategy – Stage D

- 1.14 Lapsed and disused – playing field sites that formerly accommodated playing pitches but are no longer used for formal or informal sports use within the last five years (lapsed) or longer (disused) are included in the PPS audit.
- 1.15 For other sports - netball, tennis, athletics and bowls, a similar approach is adopted to assess need, following current Sport England guidance: 'Assessing Needs & Opportunities Guide for Indoor and Outdoor Sports Facilities' (ANOG) published by Sport England in July 2014:
<https://www.sportengland.org/facilities-and-planning/planning-for-sport/planning-tools-and-guidance/assessing-needs-and-opportunities-guidance/>
- 1.16 The PPS is for the whole District not just the Council. However, the Council has a lead role to play in understanding and planning for future demand, including highlighting the need to secure investment. The PPS must consider the context of reducing budgets for local authorities that could, for example, result in a reduction of resources available to maintain playing pitches and ancillary facilities.

Context

National Planning Policy Framework (NPPF) Revised July 2021

- 1.17 The National Planning Policy Framework 2021 (NPPF) sets out the Government’s planning policies and how these should be applied. It provides a framework within which locally prepared plans for housing and other development can be produced. The NPPF has a key focus in achieving sustainable development and states that the overarching social objective of the planning system is:

“To support strong, vibrant, and healthy communities....by fostering a well-designed, beautiful and safe built environment, with accessible services and open spaces that reflect current and future needs and support communities’ health, social and cultural wellbeing.”

- 1.18 Paragraphs 98 and 99 of the NPPF outline the planning policies for the provision and protection of sport and recreation facilities:

Paragraph 98: “Access to a network of high-quality open spaces and opportunities for sport and physical activity is important for the health and well-being of communities, and can deliver wider benefits for nature and support efforts to address climate change. Planning policies should be based on robust and up-to-date assessments of the need for open space, sport, and recreation facilities (including quantitative or qualitative deficits or surpluses) and opportunities for new provision. Information gained from the assessments should be used to determine what open space, sport and recreational provision is needed, which plans should then seek to accommodate.”

Paragraph 99: “Existing open space, sports and recreational buildings and land, including playing fields, should not be built on unless:

- **an assessment has been undertaken which has clearly shown the open space, buildings, or land to be surplus to requirements; or**
- **the loss resulting from the proposed development would be replaced by equivalent or better provision in terms of quantity and quality in a suitable location; or**
- **the development is for alternative sports and recreational provision, the benefits of which clearly outweigh the loss of the current or former use.”**

Harrogate Borough Council

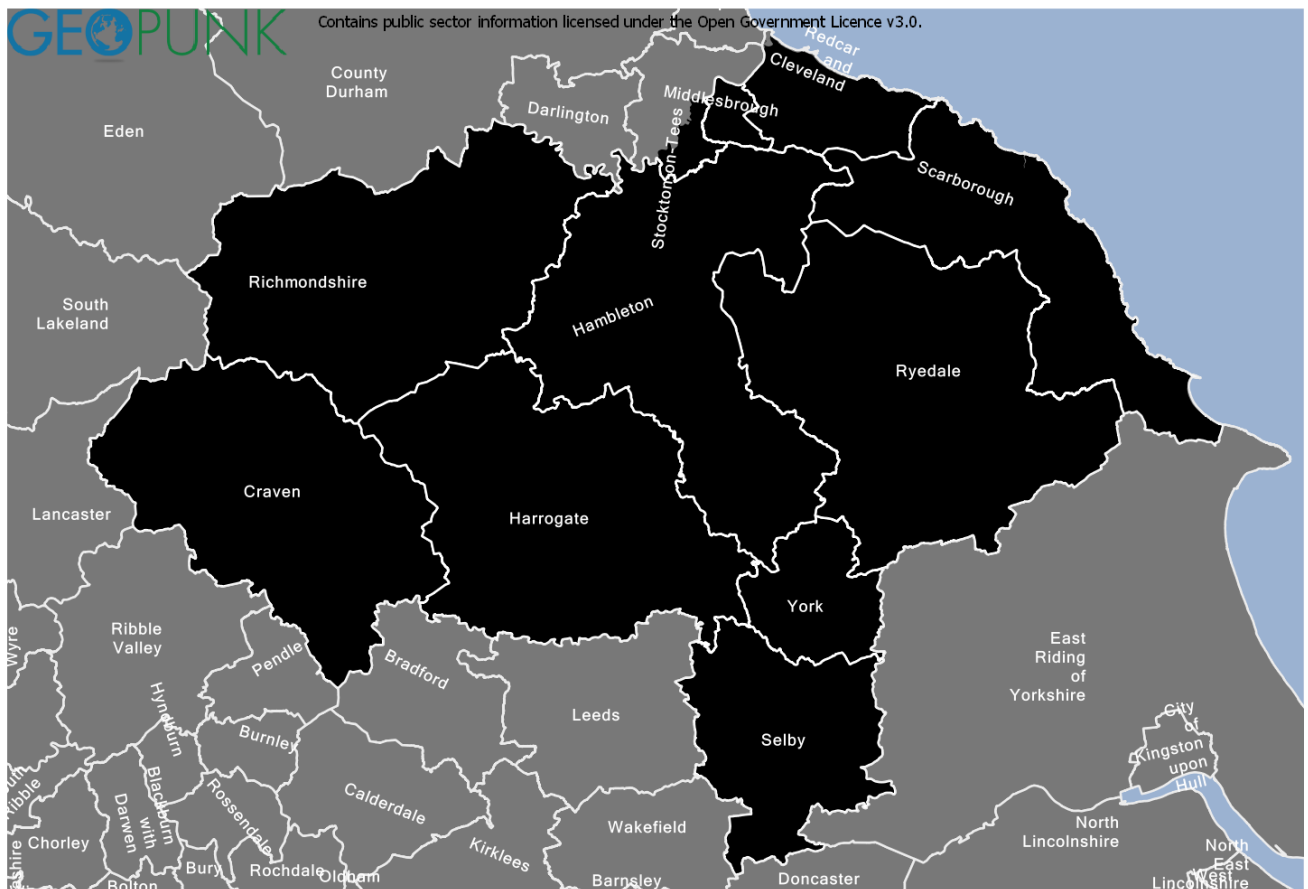
Playing Pitch Strategy – Stage D

- 1.19 In line with the Government’s National Planning Policy Framework, the PPS assesses existing outdoor sports provision including pitches and infrastructure along with the future need for such provision (irrespective of whether it is in public, private, MoD, or educational ownership and regardless of the nature and level of use).
- 1.20 The future picture of provision has been assessed based on potential changes in supply (both committed and planned projects within the district and its catchment area), forecast changes in the resident population informed by the targets for new housing in Harrogate Borough Council’s adopted Local Plan 2014 to 2035, national trends in participation and the development aspirations of the clubs based in the district.

Local Context

- 1.21 Harrogate is a local government district of North Yorkshire. The district comprises the town of Harrogate, the cathedral city of Ripon, the Nidderdale Area of Outstanding Natural Beauty and surrounding towns and villages.
- 1.22 The district is part of the Leeds City Region and borders seven other areas: Craven, Richmondshire, Hambleton and Selby district in North Yorkshire. the York unitary authority area and the Metropolitan Areas of Leeds and Bradford in West Yorkshire.

Map 1: Harrogate Borough in relation to surrounding local authorities:



- 1.23 The development plan for Harrogate District comprises the following:
- **The Harrogate District Local Plan 2014 – 2035 (adopted March 2020);**
 - **Made Neighbourhood Plans; and**
 - **Minerals and Waste plans, which are the responsibility of North Yorkshire County Council.**
- 1.24 A neighbourhood plan is developed following the formal consultation process, examination, and approval at referendum. The following neighbourhood plans have been developed:
- **Otley Neighbourhood Plan 2018 – 2028 (Made March 2020).** The Otley neighbourhood plan area lies predominantly in the administrative boundary of Leeds City Council and covers the Otley Town Council area. It also includes two small areas within the Harrogate district, a small part of the Weston parish (Mid Wharfedale Parish Council) and a small part of the Farnley parish (Lower Washburn Parish Council); and
 - **Ripon Neighbourhood Plan (Made April 2019).**
- 1.25 The Harrogate District Local Plan 2014-2035 sets out the spatial vision and development strategy for Harrogate District. Implementing the plan will contribute to realising Harrogate Borough Council's vision and objectives and will also help external partners develop and deliver their own programmes. The Local Plan includes:
- **A growth strategy: this sets out the scale of new development that is planned and a strategy for accommodating this growth;**
 - **Development management policies: these are detailed policies to be used by the local planning authority when making decisions on applications for planning permission; and**
 - **Site allocations: these are specific sites that are allocated for certain types of development, including for housing development, employment development and mixed use (both housing and employment) development.**

Growth Strategy

- 1.26 The growth strategy part of the Local Plan 2014 – 2035 will help Harrogate Borough Council meet the need for new homes and jobs. It will ensure growth is managed carefully to benefit local people and will bring benefits to transport connectivity, economic prosperity, and skills.
- 1.27 There is a need to ensure that Harrogate District's population requirements for housing, a thriving economy, community facilities and infrastructure are met – as well as safeguarding the environment, adapting to climate change, and securing good design.
- 1.28 The Growth Strategy identifies that there will be a minimum of 13,377 new homes provided from 2014 – 2035 across Harrogate District and allocates sites to meet the majority of this need. In April 2021, 4,249 dwellings had already been completed and a further 1,239 dwellings on allocated sites had been granted planning permission. The remaining sites allocated for housing will deliver approximately 5,665 dwellings over the Local Plan period.
- 1.29 The Local Plan is a framework of policies and guidance that will make growth happen in a well thought out, sustainable way. Harrogate, Knaresborough, and Ripon are the district's main urban areas and over the plan period will accommodate most of the district's growth. These are the settlements in the district that offer the greatest range of jobs, shops, and services.

- 1.30 They are well connected to each other and to areas outside the district by public transport. In Harrogate and Knaresborough growth will be accommodated primarily through the release of land on the edge of the settlement to deliver urban extensions (to the west of Harrogate and east of Knaresborough).
- 1.31 In Ripon most of the new development will come forward because of the re-development of the former Claro and Deverell Barracks, and the adjoining Laver Banks for new homes, jobs and community uses. The Ripon Neighbourhood Plan was formally ‘made’ on 10 April 2019 and now forms part of the statutory development plan for the Harrogate District. The plan does not allocate sites for housing but includes several policies to protect and enhance the environment, including the identification of areas for regeneration, the allocation of Local Green Spaces, protection of the City’s skyline, and policies which support the local economy. The plan also includes a number of ‘Community Actions’ which set out how the local community would like to see development take place. The Harrogate District Local Plan allocates sites for new homes in Ripon including the allocation of the Ripon Barracks sites for a mix of uses.
- 1.32 The district's smaller market towns of Boroughbridge, Masham and Pateley Bridge will maintain their roles as local service centres, providing a good range of local employment, shops, and services for their rural hinterland. Allocations of land are made to ensure that they continue to thrive.
- 1.33 In addition to the Ripon Barracks sites, the Ministry of Defence has also announced the disposal of that part of Dishforth Airfield no longer required for operational purposes. As the site is not expected to become available until 2031 at the earliest, the consideration of the development potential of the Airfield will be undertaken as part of any future review.
- 1.34 Land in the Green Hammerton/Cattal area has been identified as a broad location for strategic growth at which it is proposed a minimum of 3000 new houses, employment and supporting services will be delivered during the plan period and beyond, through the development of a new settlement.
- 1.35 It is anticipated that around 1,000 dwellings and five hectares of employment land will be delivered by 2034/35. Only a broad location has been identified at present however the Council is currently preparing a separate Development Plan Document (DPD) to guide the detailed planning of the area, including defining the development area. This DPD has been through the first stages of consultation (Regulation 18).
- 1.36 The PPS recommends that the Sport England New Development Playing Pitch Calculator Tool should be used to identify team generation rates and need for playing pitches as and when planning applications are agreed.

Population and Housing Growth Scenario

- 1.37 The Playing Pitch Strategy new population housing growth scenarios for the 3 allocations at Claro and Deverell Barracks and Laver Banks, Ripon, West of Harrogate and Green Hammerton/Cattal are set out under Scenarios – Harrogate Population and New Housing Development Paragraph.3.72.
- 1.38 The scenarios determine the likely impact of each development on demand and the capacity of existing sites in the area, and whether there is a need for improvements to increase capacity of existing provision or if new provision is required. Sport England’s Playing Pitch Calculator Tool has been used to identify the playing pitch demand generated by the new development population.
- 1.39 The Ripon Barracks scenario considers the on-site provision for football and rugby union and off-site developer contributions for cricket and hockey.

Harrogate Borough Council

Playing Pitch Strategy – Stage D

- 1.40 The West of Harrogate scenario considers the development of an on-site football hub, an on-site replacement ground for Pannal Ash Cricket Club and off-site developer contributions for cricket, rugby union and hockey.
- 1.41 The Green Hammerton scenario considers the development of an onsite sports hub for football, cricket and rugby and off-site developer contributions for cricket, rugby and hockey.

Monitoring and Review

- 1.42 It must be understood that the PPS represents a ‘snap-shot’ in time based upon the anticipated level of growth planned for Harrogate district. This means there will be proposals that come forward for the new Local Plan such as windfall (not allocated) residential developments that the PPS has not taken into consideration.
- 1.43 It will be important for the PPS to be kept live and up to date once it has been adopted with Harrogate Borough Council and the members of the Steering Group ensuring:
- **Progress with the PPS recommendations and action plan;**
 - **Monitoring and evaluation the outcomes of the PPS; and**
 - **Ensure that the PPS is kept up to date.**
- 1.44 Any review should be in accordance with Stage E Step 10 of the Sport England PPS guidance (see Figure 2).
- 1.45 As a guide, if no review and subsequent update has been carried out within three years of the PPS being adopted, then Sport England and the NGBs would consider the PPS and the information on which it is based to be out of date. Ideally the PPS should be reviewed on an annual basis from the date it is formally signed off by the Steering Group to keep it up-to-date and robust.

Structure of Report

- 1.46 The Evidence Base (Stages B-C of Sport England guidance documents) – are provided as appendices to this report. Appendix A Harrogate PPS Stage B and Appendix B Harrogate PPS Stage C Assessment Report and Appendix 1 of the Stage C Assessment Report.
- 1.47 Section 2 of this report provides the headline findings of the evidence base for each sport.
- 1.48 Section 3 provides the sport specific issues and scenarios.
- 1.49 Section 4 provides the conclusions and strategic recommendations.
- 1.50 The Appendices include:
- **Appendix A Harrogate Borough Council PPS Stage B;**
 - **Appendix B Harrogate Borough Council PPS Stage C Assessment Report;**
 - **Appendix C Harrogate Borough Council Individual Site Action Plans;**
 - **Appendix D Harrogate Borough Council Other Outdoor Sports Tennis, Netball and Athletics.**

2. **Headline findings of the evidence base for each sport**

2.1 Table 2.1 highlights the quantitative headline shortfalls for the main pitch sports across Harrogate. The qualitative findings and site-specific findings are identified in the following sections of this report.

Table: 2.1: Headline Findings Harrogate Borough Council Shortfalls in Demand Football Grass Pitches, 3G AGP, Cricket, Hockey & Rugby Union

Sport	Current demand 2021		Future Demand 2035	
	Analysis Sub Area	Shortfall in Provision	Analysis Sub Area	Shortfall in Provision
Football 3G AGPs	Harrogate	1.4 Full size 3G AGPs	Harrogate	2 Full size 3G AGPs
	Central	0.8 Full size 3G AGPs	Central	0.9 Full size 3G AGP
	Knaresborough	No current shortfall Spare Capacity 0.4 full size 3G AGPs	Knaresborough	No future shortfall Spare capacity 0.2 Full size 3G AGPs
	Nidderdale	0.4 Full size 3G AGPs	Nidderdale	0.4 Full Size 3G AGP
	Northeast	0.4 Full size 3G AGPs	Northeast	0.6 Full size 3G AGP
	Ripon	0.7 Full size 3G AGP ((The shortfall is due to the existing Ripon Grammar Schools 3G AGP being discounted due to the shared use by rugby and football for training, and the limited hours of community use Monday – Friday due to sports lighting restrictions. In addition, there is an affordability issue due to high hire fees).	Ripon	0.9 full size 3G AGP (The shortfall is due to the existing Ripon Grammar Schools 3G AGP bring discounted due to the shared use by rugby and football for training, and the limited hours of community use Monday – Friday due to sports lighting restrictions. In addition, there is an affordability issue due to high hire fees).
	Southeast	0.5 Full size 3G AGPs	Southeast	0.7 Full size 3G AGP
	South Harrogate	0.1 Full size 3G AGP	South Harrogate	0.1 Full size 3G AGPs
	Northwest	0,1 Full size 3G AGP	Northwest	0.2 Full Size 3G AGPs
	Harrogate District Total	4 Full Size 3G AGPs	Harrogate District Total	5.6 Full Size 3G AGPs

Harrogate Borough Council
Playing Pitch Strategy – Stage D

Sport	Current demand 2021		Future Demand 2035	
	Analysis Sub Area	Shortfall in Provision	Analysis Sub Area	Shortfall in Provision
Football Grass Pitches	Harrogate	No current shortfall	Harrogate	0.15 Youth 11v11 match equivalent sessions.
	Central	0.5 Youth 11v11 match equivalent sessions. 1.5 7v7 Mini soccer match equivalent sessions.	Central	0.54 Youth 11v11 match equivalent sessions. 0.47 Junior 9v9 match equivalent sessions. 1.52 7v7 mini soccer match equivalent sessions. 0.52 5v5 mini soccer match equivalent sessions.
	Knaresborough	2.5 Youth 11v11 match equivalent sessions. 0.5 Junior 9v9 junior match equivalent sessions.	Knaresborough	0.47 Adult 11v11 match equivalent sessions. 3.54 Youth 11v11 match equivalent sessions 1.53 Junior 9v9 match equivalent sessions.
	Nidderdale	No current shortfall	Nidderdale	0.03 Adult 11v11 match equivalent sessions. 0.04 Youth 11v11 match equivalent sessions. 0.02 5v5 mini soccer match equivalent sessions.
	Northeast	0.5 Junior 9v9 match equivalent sessions 1 7v7 mini soccer match equivalent session	Northeast	0.04 Youth 11v11 match equivalent sessions. 1.03 Junior 9v9 match equivalent sessions 2.02 7v7 mini soccer match equivalent sessions. 0.02 5v5 mini soccer match equivalent sessions.
	Ripon	0.5 Adult 11v11 match equivalent session 3 Youth 11v11 match equivalent sessions 1 Junior 9v9 match equivalent session.	Ripon	1.60 Adult 11v11 match equivalent sessions. 4.18 Youth 11v11 match equivalent sessions 1.99 Junior 9v9 match equivalent sessions
	Southeast	1.5 Junior 9v9 match equivalent sessions	Southeast	0.38 Adult 11v11 match equivalent sessions. 1.57 Youth 11v11 match equivalent sessions. 2.63 Junior 9v9 match equivalent sessions. 0.92 7v7 mini soccer match equivalent sessions. 0.75 5v5 mini soccer match equivalent sessions

Harrogate Borough Council
Playing Pitch Strategy – Stage D

Sport	Current demand 2021		Future Demand 2035	
	Analysis Sub Area	Shortfall in Provision	Analysis Sub Area	Shortfall in Provision
	South Harrogate	No shortfall	South Harrogate	0.03 Adult 11v11 match equivalent sessions. 0.04 Youth 11v11 match equivalent sessions. 0.03 Junior 9v9 match equivalent sessions. 0.02 7v7 mini soccer match equivalent sessions. 0.02 5v5 mini soccer match equivalent sessions
	Northwest	1 7v7 mini soccer match equivalent session.	Northwest	0.03 adult 11v11 match equivalent sessions. 0.04 youth 11v11 match equivalent sessions. 0.03 junior 9v9 match equivalent sessions. 2.04 7v7 mini soccer match equivalent sessions. 0.02 5v5 mini soccer match equivalent sessions
	Harrogate District Total	0.5 Adult 11v11 match equivalent sessions. 6 Youth 11v11 match equivalent sessions. 3.5 Junior 9v9 match equivalent sessions 3.5 7v7 mini soccer match equivalent sessions	Harrogate District Total	2.54 Adult 11v11 match equivalent sessions. 10.14 Youth 11v11 match equivalent sessions. 7.71 Junior 9v9 match equivalent sessions. 6.52 7v7 mini soccer match equivalent sessions. 1.33 5v5 mini soccer match equivalent sessions
Cricket	Harrogate	Replacement ground to be developed for Pannal Ash Cricket club (West of Harrogate)	Harrogate	Shortfall 77 match sessions per year
	Central	No current shortfall	Central	No future shortfall
	Knaresborough	No current shortfall	Knaresborough	No future shortfall
	Nidderdale	No current shortfall	Nidderdale	No future shortfall
	Northeast	No current shortfall	Northeast	No future shortfall

Harrogate Borough Council

Playing Pitch Strategy – Stage D

Sport	Current demand 2021		Future Demand 2035	
	Analysis Sub Area	Shortfall in Provision	Analysis Sub Area	Shortfall in Provision
	Ripon	No current shortfall	Ripon	No future shortfall but additional new development use 45.61 match sessions per year.
	Southeast	No current shortfall	Southeast	Shortfall 105.16 match sessions per year.
	South Harrogate	No current shortfall	South Harrogate	No future shortfall
	Northwest	No current shortfall	Northwest	No future shortfall
	Harrogate District Total	No current Shortfall	Harrogate District Total	Future shortfall 228.22 per season
Rugby Union	Harrogate	13 match equivalent sessions	Harrogate	19.68 match equivalent sessions
	Central	No current shortfall	Central	No future shortfall
	Knaresborough	No current shortfall	Knaresborough	0.75 match equivalent sessions
	Nidderdale	No current shortfall	Nidderdale	No future shortfall
	Northeast	No current shortfall	Northeast	No future shortfall
	Ripon	6 match equivalent sessions weekly.	Ripon	7.52 match equivalent sessions.
	Southeast	No current shortfall	Southeast	0.68 match equivalent sessions per week.
	South Harrogate	No current shortfall	South Harrogate	No future shortfall
	Northwest	No current shortfall	Northwest	No future shortfall
	Harrogate District Total	19 match equivalent sessions weekly	Harrogate District Total	28.63 sessions per week
Hockey (Sand AGPs)	Harrogate	Current shortfall 1 AGP	Harrogate	Future shortfall 1 AGP.
	Central	No current shortfall	Central	No future shortfall
	Knaresborough	No current shortfall	Knaresborough	0.75 match equivalent sessions

Harrogate Borough Council
Playing Pitch Strategy – Stage D

Sport	Current demand 2021		Future Demand 2035	
	Analysis Sub Area	Shortfall in Provision	Analysis Sub Area	Shortfall in Provision
	Nidderdale	No current shortfall	Nidderdale	No future shortfall
	Northeast	No current shortfall	Northeast	No future shortfall
	Ripon	No current shortfall	Ripon	No future shortfall
	Southeast	No current shortfall	Southeast	No future shortfall
	South Harrogate	No current shortfall	South Harrogate	No future shortfall
	Northwest	No current shortfall	Northwest	No future shortfall
	Harrogate District Total	1 sand AGP	Harrogate District Total	1 Sand AGP

Harrogate Borough Council

Playing Pitch Strategy – Stage D

- 2.2 The existing 3G pitch provided at Ripon Grammar School is treated as a scenario due to restricted hours of provision and pricing. Ripon Grammar School 3G AGP is currently shared with rugby and football for training Monday – Friday. The pitch has restricted sports lighting hours reducing community use to 5.30pm to 8.00pm Monday - Friday providing a total of 12.5 hours. In addition, the fees for hire are high. The 3G AGP does not provide sufficient hours of use for football for training purposes or informal recreation use. Existing football use is 8 hours per week Monday – Friday.
- 2.3 Current demand in Table 2.1 is calculated from an analysis of overplay and spare capacity at peak time of play. This can be found in the Stage C Assessment Reports for each sport and Appendix 1 to Stage C Harrogate Football Supply and Demand.
- 2.4 Future demand takes into consideration club aspirations and population growth up to 2035 as identified in the Stage C Assessment Report. Population growth is based upon the number of new houses developed, multiplied by 2.3 average persons per household (In line with the Harrogate Local Plan and Growth Strategy). The new population from housing development and the current team numbers for each playing pitch sport are input into Sport England’s Playing Pitch Calculator Tool. The workings and output of the Playing Pitch Calculator Tool provides team generation rates, match equivalent sessions and the number of pitches required for each playing pitch sport along with the cost of the new pitch and ancillary provision.
- 2.5 From a quantitative perspective, the existing position for all sports is either that demand is being met or that there is a shortfall. The future position illustrates shortfalls for some pitch types where demand is currently being met and the exacerbation of existing shortfalls.
- 2.6 Where demand is being met i.e. no shortfall this does not equate to a surplus of provision as any spare capacity is instead considered as a solution to overcoming existing shortfalls and accommodating existing or future demand.
- 2.7 As such, there is a clear need to protect all existing outdoor sports provision until all demand is met, or there is a requirement to replace provision to an equal or better quantity and quality before it is lost.
- 2.8 For low value playing pitch sites, e.g. single pitch sites that are rarely used, of poor quality and are without appropriate ancillary facilities, there could be a case for rationalisation providing that there is no net loss of playing pitch space.
- 2.9 Shortfalls can be met by better utilising current provision, such as through improving quality, through the FAs Pitch Improvement Programme. The FA and Football Foundation have launched PitchPower (<https://footballfoundation.org.uk/pitchpower>) - a really simple tool to help individual sites inspect and improve their grass pitches. The site self-inspection will provide regular detailed assessment reports from grounds management experts at the Grounds Management Association, including recommendations on maintaining and improving the quality of the pitches. All key sites should be encouraged to undertake a PitchPower self-assessment and review the report recommendations. Grants are available through the Football Foundation to pay for enhanced grass pitch maintenance works, materials and grounds maintenance machinery where appropriate.
- 2.10 In addition, shortfalls can be met by enabling access to existing unused provision, such as at Education sites. In some instances where there is new housing development, shortfalls will need to be met through new provision on-site to meet the playing pitch and ancillary needs of the new development or off- site where developer contributions can improve capacity and quality of existing playing pitch facilities to meet the needs of the new development.

3. Sport Specific Issues and Scenarios

- 3.1. To help develop the recommendations/actions and to understand their potential impact, several relevant scenario questions are tested against the key issues in this section for each playing pitch sport, resulting in sport specific recommendations.

Football – Grass Pitch Summary Key Issues

- The audit identifies 111 grass football pitches within Harrogate District across 35 sites that are available for community use and have been used in the 2020/21 season.
- Available pitches used by community football clubs in the 2020/21 season across Harrogate District equates to 27 adult 11v11, 25 youth 11v11, 18 junior 9v9, 25 mini soccer 7v7 and 17 mini soccer 5v5 pitches.
- 86% (96) of the 111 pitches used during the 2020/21 season across Harrogate District provide secured community use access (i.e. pitches owned or leased by local authorities or clubs/associations). 14% (15) pitches are unsecured community use pitches provided at education sites or MoD sites where there is no secured community use agreement in place.
- There are several planning applications/ proposals for large new housing developments that will require new on-site football pitch and ancillary provision or off-site provision to improve quality of pitch provision or ancillary provision. These are Claro Barracks, Ripon sub area, West of Harrogate, Harrogate sub area and housing development at Green Hammerton/Cattal, Southeast sub area.
- In total, 22 (19.8%) pitches are assessed as good quality, 48 (43.2%) as standard quality and 41 (37%) as poor quality.
- Several stakeholders aspire to improve their pitch quality and/ or provide 3G pitches.
- Across the district, 6 sites (17%) actively used for football are not serviced by any sort of clubhouse or changing rooms. In addition, a further 6 (17%) sites are serviced by poor quality provision. As a result, there are several stakeholders who indicate aspirations to create or improve the quality of ancillary provision on the sites they use.
- 268 teams from 36 clubs are identified as playing within Harrogate District. This consists of 58 adult men's, 6 adult women's, 61 youth 11v11 boys', 12 youth 11v11 girls', 45 junior boys' 9v9 teams, 8 junior girls' 9v9 teams, 43 7v7 and mini soccer teams and 35 5v5 mini soccer teams. Youth football is the most prominent format of play, whilst mini 5v5 football is the least common.
- Ripon City FC and Kirk Deighton Rangers have expressed ambitions to enter the football pyramid.
- Existing spare capacity across Harrogate District totals 33 match equivalent sessions per week. After over play of pitches is considered this spare capacity reduces to 19 match equivalent sessions per week.
- 13 pitches across 9 sites are currently overplayed by a combined total of 14 match equivalent sessions per week at peak time of play.

- Across Harrogate District there is an existing shortfall of 0.5 adult 11v11 match equivalent sessions, 6 youth 11v11 match equivalent sessions, 3.5 junior 9v9 match equivalent sessions, and 3.5 7v7 mini soccer match equivalent sessions.
- When considering future population demand and future club aspirations the shortfall grows to 2.54 adult 11v11 match equivalent sessions, 10.14 youth 11v11 match equivalent sessions, 7.71 junior 9v9 match equivalent sessions, 6.52 7v7 mini soccer match equivalent sessions and 1.33 5v5 mini soccer match equivalent sessions.

Scenarios

Scenario - Improving pitch quality.

- 3.2. Improving poor quality pitches (either through increased maintenance or drainage improvements in order to increase pitch capacity) to standard quality will help to reduce overplay expressed. Table 3.1 shows 22 community available pitches in Harrogate that are overplayed on a weekly basis.
- 3.3. Of these, 2 pitches are 'Good' quality and the pitch quality cannot be improved. The first is at Knaresborough Celtic (youth 11v11). The intention here should be to move the overplay to an alternative site such as King James School where the club is already working in partnership with the school with its use of the 3G pitch. King James School has 1 adult 11v11, 2 youth 11v11, 1 junior 9v9 and 1 7v7 mini soccer pitch. The King James School pitches are currently all rated as 'poor' quality pitches. By raising the quality of these pitches to 'good' quality, capacity rises to 3 adult match equivalent sessions per week from 1, 6 youth 11v11 match equivalent sessions per week from 2, 3 junior 9v9 match equivalent sessions per week from 1 and 6 7v7 mini soccer match equivalent sessions per week from 2. By raising the quality of the pitches at King James School and transferring youth 11v11 and junior 9v9 overplay to King James school would alleviate overplay at Knaresborough Celtic Thistle Hill ground and provide in conjunction with the 3G AGP sufficient curriculum match equivalent sessions. The quality of the King James School pitches will need to be raised to 'good' before considering a transfer of play by Knaresborough Celtic to use the school pitches.
- 3.4. The second 'Good' quality pitch that is overplayed is Mallorie Park, Ripon. The same scenario needs to be applied as at Knaresborough. Additional pitch provision needs to be provided.
- 3.5. The remaining pitches are either 'Standard' or 'Poor' quality. Improving quality of this provision (i.e. through increased maintenance or improved drainage) to 'Good' will therefore increase capacity and reduce current and future shortfalls.
- 3.6. However, there are a number of single pitch sites of 'poor' quality. These single pitch sites offer low strategic value. Table 3.1 identifies these sites:

Harrogate Borough Council

Playing Pitch Strategy – Stage D

Table 3.1: Single Pitch Sites with Low strategic Value

Site Name	Sub Area	Pitch Typology	Existing Usage Status and Capacity
Crimple Meadow	Harrogate	Youth 11v11	Used and over played by 2.5 match equivalent sessions weekly.
Cats Field	Harrogate	Junior 9v9	Not used
Fysche Field	Knaresborough	Mini soccer 7v7	Not used
Darley Playing Fields	Nidderdale	Youth 11v11	Used and over played by 0.5 match equivalent sessions weekly
Boroughbridge Primary School	North East	Adult 11v11	Used and overplayed by 1 match equivalent session weekly.
Camp Close (Ripon Leisure Centre)	Ripon	Adult 11v11	Not used
Beckwithshaw Playing Fields	South	Adult 11v11	Used and overplayed by 1 match equivalent session weekly.

- 3.7. Table 3.2 below highlights that many of the current levels of overplay would be alleviated if quality improved to 'Good' at each site. The exception to this is Crimple Meadow Youth 11v11, Harrogate and Hell Wath Community Park youth 11v11. Ripon. At these two sites even if quality improvements resulted in 'good' quality pitches this would not be sufficient to alleviate the current overplay and alternative pitch provision is required to satisfy demand.

Table 3.2: How current levels of overplay could be alleviated by improving pitch quality to Good

Site ID	Site name	Current Quality	Analysis area	Pitch type	No. of pitches	Capacity rating (Match sessions) Weekly Capacity	Good Quality Capacity Rating
8	Oatlands Park	Poor	Harrogate	Adult 11v11	1	0.5	1.5
8	Oatlands Park	Poor	Harrogate	Youth 11v11	1	0.5	1.5
3	Crimple Meadow	Poor	Harrogate	Youth 11v11	1	2.5	0.5
7	Killinghall Moor	Poor	Harrogate	Youth 11v11	2	0.5	3.5
12	Harrogate High School	Poor	Harrogate	Adult 11v11	2	1.5	2.5
15	The Stray	Poor	Harrogate	Youth 11v11	5	0.5	9.5
11	Rossett School Playing Field/ Rossett Sports Centre	Standard	Harrogate	Junior 9v9	1	0.5	0.5
18	Percy Fields, Scotton	Standard	Central	Youth 11v11	2	1	1
23	Darley Playing Fields	Poor	Nidderdale	Youth 11v11	1	0.5	1.5
28	Boroughbridge Primary School	Standard	Northeast	Adult 11v11	1	1	0

Harrogate Borough Council

Playing Pitch Strategy – Stage D

Site ID	Site name	Current Quality	Analysis area	Pitch type	No. of pitches	Capacity rating (Match sessions) Weekly Capacity	Good Quality Capacity Rating
27	Boroughbridge High School	Poor	Northeast	Junior 9v9	1	0.5	1.5
30	Hell Wath Community Park	Standard	Ripon	Youth 11v11	1	2.5	1.5
30	Hell Wath Community Park	Standard	Ripon	Junior 9v9	1	0.5	0.5
31	Green Hammerton Playing Fields	Standard	Southeast	Junior 9v9	1	0.5	0.5
34	Beckwithshaw Playing Fields	Poor	South	Adult 11v11	1	1	1
					Total	19	21

- 3.8. Improving quality to 'Good' for the above sites changes the initial under capacity of 19 weekly match equivalent sessions to a spare capacity of 21 match equivalent sessions.
- 3.9. Improving pitch quality on these pitches will provide an increased overall level of actual spare capacity, which can be used to accommodate existing overplay and latent demand with the exception of Crimple Meadow and Hell Wath Community Park. Over play at Hell Wath Community Park is considered within Scenarios Harrogate Population New Housing Development under Claro and Deverell Barracks and Laver Bank. If Crimple Meadows is improved to 'good' quality the remaining over play 0.5 match equivalent sessions could be accommodated elsewhere such as Queen Ethelburgas Community Park or Killinghall Moor. Given the costs of improving pitch quality, alternatives also need to be considered that can offer a more sustainable model for the future of football. The alternative to grass pitches is the use of 3G pitches for competitive matches, which not only alleviates overplay of grass pitches, but also aid quality improvements through the transfer of play and therefore reduce usage.

Scenario – Taking The Stray, Harrogate out of Competitive Football Use

- 3.10. The Stray, Harrogate is a large expanse of land used by clubs that have their own home ground but need additional pitches. However, football teams have complained about the quality of the site and the grounds maintenance of the pitches. The site is used for major events and other recreational purposes and this impacts on the quality of football pitch provision. In addition, the changing facilities are of poor quality and require refurbishment or replacement.
- 3.11. One scenario would be to take the Stray out of competitive football use and keep it as an open space and continue with the events and other recreational use of the site.
- 3.12. This scenario explores how many pitches (or match equivalent sessions) would be required elsewhere to satisfy existing demand attracted to the Stray (based on 2020/2021 FA data).
- 3.13. Table 3.3 identifies the number of teams currently accessing the site for each format of play, as well as analysing the peak time for each format and how many teams currently require access.

Harrogate Borough Council

Playing Pitch Strategy – Stage D

Table 3.3: Analysis of Demand at The Stray, Harrogate

Format of Play	No. of teams using the Stray	Peak time.	Match Equivalent Sessions Peak Time of Play
Adult 11v11	0	-	0
Youth 11v11	7	Sunday AM	3.5
Junior 9v9	3	Sunday AM	1.5
Mini Soccer 7v7	2	Sunday AM	1

- 3.14. Based on one pitch being able to cater for two teams at peak time (on a home and away basis), it is considered that there is a requirement for 4 youth 11v11, 2 junior 9v9, and 1 mini soccer 7v7 pitches to accommodate the demand for which The Stray is currently used.
- 3.15. This is on the presumption that all demand during the peak period requires access to pitches at the same time (with demand at other times able to be satisfied via the same number of pitches).
- 3.16. It is also important to note that the required pitches would have to be at least 'standard' quality to ensure that there is no overlap because of the transfer of demand.
- 3.17. As previously stated, the alternative to delivering grass pitches to offset any loss is via the development of additional 3G pitches. The FA suggests an approach for estimating the number of full size, floodlit 3G pitches required to accommodate certain levels of demand which in this instance can be used in relation to usage at The Stray.

Table 3.4: Full size 3G pitches required to mitigate loss of The Stray

Format	No. of teams at peak time (x)	No. of matches at peak time (y) = x/2	3G units per match (z)	Total units required formats (A)=(y)*(z)	3G pitches required B= (A)/64
Adult	0	0	32	0	0
11v11	7	3.5	32	112	1.75
9v9	3	1.5	10	15	0.2
7v7	2	1	8	8	0.1
5v5	0	0	4	0	0

- 3.18. Given that peak time is the same for each pitch type, the number of 3G pitches required needs totalling together, adding up to 2.05. As such, it is considered that based on a match play scenario 3 full size 3G pitches (rounded up) would be needed to accommodate demand currently attracted to The Stray.
- 3.19. A combination of new grass pitches, grass pitch improvements on multi pitch sites and new 3G pitches may be considered more appropriate, to meet the needs of moving play from The Stray.
- 3.20. Provision of 1 new 3G AGP would provide the required peak time match equivalent sessions for 9v9 (1.5 match equivalent sessions) and the 7v7 mini soccer (1 match equivalent session) currently used at The Stray. Improvements to the quality of existing youth 11v11 pitches rated as 'poor' quality to 'good' at Oakland's - 1 pitch currently providing 1 match equivalent session rising to 3 match equivalent sessions and Queen Ethelburgas Community Park - 3 pitches currently providing 3 match equivalent sessions rising to 9 match equivalent sessions would provide for the 3.5 match equivalent sessions currently required at The Stray.

Scenario - Providing security of tenure

- 3.21. 86% (96) of the 111 pitches used during the 2020/21 season across the Harrogate District provide secured community use access (i.e. pitches owned or leased by local authorities or clubs/associations). 14% (15) pitches are unsecured community use pitches provided at education sites or MoD sites where there is no secured community use agreement in place.
- 3.22. The 15 unsecured community use pitches are located within 2 sub areas; 13 within the Harrogate sub area and two within the Northeast sub area.
- 3.23. If these 15 unsecured community use pitches were to fall out of use, shortfalls would be significantly exacerbated as the demand would have to relocate to other sites, thus increasing overplay or potentially resulting in exported demand.
- 3.24. Whilst not always possible, creating community use or lease agreements between providers and users would help to ensure that such demand continues to be provided for in the long-term.
- 3.25. Where there is external investment on school sites, there are opportunities to secure community use as part of the funding or approval agreement. For such agreements, it is important to ensure that provision is both accessible at peak time and affordable.

Scenario – Taking Fysche Field (Knaresborough sub area) out of competitive Football Use

- 3.26. Fysche Field is adjacent to Knaresborough Swimming Pool. Historically the site has not been used for approximately 10 years and has provided either a 7v7 mini soccer pitch or 2 5v5 mini soccer pitches. The pitch or pitches are rated as 'poor' quality.
- 3.24 The Council has proposals to rebuild Knaresborough Swimming Pool to provide the following:
- **Six lane swimming pool in place of the existing four lane swimming pool;**
 - **Re-provision of a leisure/learner pool;**
 - **New dry side activity spaces for gym, dance and spin classes (none provided previously);**
 - **Separate dry and wet side changing – presently only wet changing; and**
 - **Steam and sauna (none provided presently).**
- 3.25 The playing field will be required to meet the additional swimming pool facilities being provided as part of the swimming pool rebuild. There will be little grass space remaining but a 5v5 pitch can be retained.
- 3.26 Appropriate mitigation should be requested for the loss of one 5v5 pitch and off-site contributions provided towards the improvement in quality of pitches at King James School. This would assist with alleviating over play of youth pitches at Knaresborough Celtic Thistle Hill.

Football Recommendations

1. Protect existing quantity of pitches excluding any Scenario Tests (unless replacement provision is agreed upon and provided).
2. Where pitches are overplayed and/or assessed as 'Poor' or 'Standard' quality, prioritise investment and review maintenance regimes to ensure it is of an appropriate standard to sustain use and improve quality to a 'good' standard.
3. Work to accommodate future demand as well as unmet and latent demand at sites which are not operating at capacity, or at sites not currently available for community use that could become so, moving forward.
4. Consider appropriate relocation of clubs using The Stray. The scenario identifies that a new 3G AGP in the Harrogate sub area could provide for the existing junior 9v9 and 7v7 mini soccer play and that youth 11v11 play could be accommodated by improving the quality of existing 'poor' quality rated youth 11v11 pitches at Queen Ethelburgas Community Park and or Oakland's.
5. Provide security of tenure for clubs using remaining unsecured sites through community use agreements.
6. Ensure all teams are playing on the pitches of the correct size and, where possible, explore reconfiguration of adult pitches to accommodate youth 11v11 teams.
7. Improve ancillary facilities where there is a demand to do so and where it can benefit the wider footballing offer.
8. In the Ripon Sub Area, Southeast and Harrogate Sub Area where there will be large housing development, consider rationalisation of low value sites if contributions can go towards creating larger, better quality, multi-pitch sites providing there is no net loss of playing pitch space and where there is evidenced strategic need.
9. Ensure that any large housing developments are provided for, and assess the need for new pitch provision through master planning on an individual basis.
10. Where a development is of a size to justify on-site football provision, focus on the creation of multi-pitch sites that reduce existing shortfalls and future shortfalls created by the development, with accompanying clubhouse provision included given that single pitch sites without appropriate ancillary facilities can be unsustainable.
11. Where a development is not of a size to justify on-site football provision, consider using contributions to improve existing sites within the locality.

3G Pitches

3G Pitch Summary Key Issues

1. There is an insufficient supply of full size 3G pitches to meet current and anticipated future demand for football in Harrogate District.
2. There are currently 4 full size 3G pitches in Harrogate District that are FA Registered. 2 are in the Harrogate Sub Area, 1 in the Knaresborough Sub Area and 1 in the Ripon Sub Area. Being FA registered means the 3G AGPs can be used for affiliated match play.
3. There are 3 x 3G pitches that are not available for community use across Harrogate District.
4. The Ripon Grammar School 3G pitch has reduced hours of use due to restrictions on sports lighting and opening hours. This is the only 3G pitch that is on both the Rugby Football Union 3G pitch register, and the FA 3G pitch register. Use by rugby further restricts the use of this pitch for football.
5. Several stakeholders have shown an interest in new 3G pitch provision. For example, Harrogate Town FC, Harrogate Railway Juniors FC, Harrogate High School, Harrogate Grammar School, Ashville College, and Boroughbridge FC.

Scenarios

3G Pitches - Accommodating Football Training Demand

- 3.27. To satisfy current football training demand (based on the FA's model of one full size 3G pitch being able to cater for 38 teams), Table 3.5 identifies a need for 4 additional 3G AGPs to meet current demand. Table 3.5 does not include Ripon Grammar School's 3G AGP. This is because the 3G AGP has time restrictions Monday – Friday closing at 8.00pm for community use and pricing affordability issues for clubs. On this basis this 3G AGP can be discounted from existing community use and future community use. This means there is an existing requirement for 4 additional full size 3G AGPs, with a future requirement of 6 3g AGPs (5.6 rounded up) when accounting for future demand.

Table 3.5: Demand for full size 3G pitches in Harrogate District

Analysis Sub Area	Current No. of Teams	Current Requirement	Current No. of Full size 3G	Current Shortfall	Future Number of Teams	Future Requirement	Future Shortfall
Harrogate Sub Area	131	3.4	2	-1.4	150	4	-2
Central Sub Area	30	0.8	0	-0.8	33	0.9	-0.9
Knaresborough Sub Area	22	0.6	1	0.4	29	0.8	0.2
Nidderdale Sub Area	14	0.4	0	-0.4	15	0.4	-0.4
Northeast Sub Area	16	0.4	0	-0.4	22	0.6	-0.6
Ripon Sub Area	26	0.7	0	-0.7	34	0.9	-0.9
Southeast Sub Area	20	0.5	0	-0.5	26	0.7	-0.7

Harrogate Borough Council

Playing Pitch Strategy – Stage D

Analysis Sub Area	Current No. of Teams	Current Requirement	Current No. of Full size 3G	Current Shortfall	Future Number of Teams	Future Requirement	Future Shortfall
South Harrogate Sub Area	4	0.1	0	-0.1	4	0.1	-0.1
Northwest Harrogate Sub Area	5	0.1	0	-0.1	7	0.2	0.2
Harrogate District Total	268	7	3	-4	320	8.6	-5.6

3G Pitches – Accommodating Match Play

- 3.28. The alternative to grass pitches is the use of AGPs for competitive matches and this is something that the FA is supporting, particularly for mini football. In order for competitive matches to be played on 3G pitches the pitch must be FA tested and approved (to either FA or FIFA standard) and it will then appear on the FA Pitch Register.

Scenario - Moving All Mini Soccer 5v5 and 7v7 and 50% of Mini Soccer 5v5 and 7v7 Match Play Demand to 3G Pitches

- 3.29. Table 3.6 tests the scenario of moving all 5v5 and 7v7 football to 3G pitches. There are currently 35 mini soccer 5v5 teams and 43 mini soccer 7v7 teams; a total of four full size 3G pitches is required to accommodate all mini teams. This is on the basis that both playing formats can be accommodated on one day using staggered kick off times. Two full size 3G pitches would be required if 50% of all mini soccer teams were moved onto 3G pitches.

Table 3.6: Full size 3G pitches required for transfer of all mini soccer demand

Format	No. of teams at peak time	No. of matches at peak time	3G units per match	Total units required formats	3G pitches required
	(x)	(y) = x/2	(z)	(A)=(y)*(z)	B= (A)/64
Mini Soccer 7v7	43	21.5	8	172	2.6875
Mini Soccer 5v5	35	17.5	4	70	1.09375

Scenario - Creating additional full size 3G pitches for football

- 3.30. First and foremost, the development of additional full size 3G pitches should work towards alleviating the shortfall for training Monday – Friday and then consider match play on a Saturday and Sunday as well as providing recreational and informal opportunities. This will ensure sustainability of the pitch.
- 3.31. Across Harrogate District the PPS has identified an existing shortfall of 4 3G AGPs and a future shortfall of 6 3G AGPs (5.6 rounded up).

3G Pitch Provision Harrogate Sub Area

- 3.32. The assessment has identified an existing shortfall of 1.4 3G AGPs and a future shortfall of 2 3G AGPs in the Harrogate Sub Area. Current 3G AGPs are provided at St John Fisher School and Rossett Sports Centre. An additional 2 x 3G AGPs with community use agreements in place would provide the required 3G AGP provision for the Harrogate Sub-Area.
- 3.33. St Aiden’s Church of England High School, adjacent to the Stray in the Harrogate Sub Area, has planning permission for a new 3G pitch with sports lighting. The current planning permission allows use until 2000 hours Monday to Friday, 0900 hours – 1700 hours Saturdays and 1000 hours -1400 hours on Sundays. The hours of use are not ideal and restrict community access, especially during the week for football team training. Prior to the development being brought into use, a Community Use Agreement must be submitted to and approved in writing by the Local Planning Authority, after consultation with Sport England. The extension of the sports lighting restrictions to 2200 hours Monday – Friday would provide an additional 10 hours of training per week mainly for adult teams and older youth teams. Clubs that could partner with the school to use the facility include Pannal Sports, Pannal Ash and Killinghall Moor Junior football clubs and Harrogate Gateway. If programmed correctly the facility could complement the possible future 3G AGP provision provided by Harrogate Town FC this would provide late evening community use provision if planning permission to 2200 hours is obtained.
- 3.34. Harrogate Town FC will be submitting a planning application later in 2021 for a new training ground with a full size floodlit 3G pitch as well as a number of natural grass pitches The proposed site will be in Northeast Harrogate (Northeast of the Stray and St Aiden’s Church of England School). Consultation with Harrogate Town FC has identified that the proposed natural grass pitches will not be available for community use. However, the proposed 3G AGP will have limited community use to the same level as the previous 3G pitch at the Club. It is the intention of Harrogate Town FC to provide a similar community programme as to the previous 3G pitch, with its own club development use until 7.30pm Monday to Friday, and community use after these times and at weekends. The funding for the 3G pitch will be the responsibility of Harrogate Town FC. This proposed 3G AGP could assist with serving clubs in the Harrogate Sub Area and the Central Sub Area. This 3G AGP could complement St Aiden’s Church of England 3G AGP by providing an additional 12.5 hours of training time for affiliated clubs and recreational and informal use Monday to Friday. Weekend use would provide additional match play facilities for all football typologies, this would assist with alleviating overplay of existing grass pitches and also aid quality improvements through the transfer of play and therefore reduce usage. The facility could provide match play facilities for existing teams currently using The Stray (Pannal Ash and Pannal Sports). A community use agreement should be implemented for community use hours as part of any planning conditions.
- 3.35. The proposed 3G AGP pitch provision at St Aiden’s Church of England School and Harrogate Town FC has the ability to jointly provide 1 of the 2 3G AGPs required for the Harrogate Sub area in the future.
- 3.36. Harrogate High School, Harrogate Grammar School and Ashville College (Harrogate Sub Area) have expressed an interest to West Riding County FA for the provision of a 3G pitch.
- 3.37. Provision of a 2nd 3G AGP at one of the above school sites would meet the needs of the required 2 additional 3G AGPs for training purposes in the Harrogate Sub Area in the future. Harrogate High School is home to Harrogate Railway Juniors FC. The PPS has identified the quality of the pitches as ‘poor’ quality and the club has stated they have difficulty playing games November through to March due to the poor condition of the pitches. Harrogate Railway Juniors have stated they currently train at the school on Tuesdays and Saturday mornings. The junior club has 12 teams and plays its matches on Saturdays and Sundays. Harrogate Grammar School currently has use by one football team Adversity United Disability Football Club U13 First.

Harrogate Borough Council

Playing Pitch Strategy – Stage D

- 3.38. Ashville College has no existing community football club use. In the first instance pitch quality inspections should be considered at Harrogate High School to identify what improvements would be required to raise the quality of the existing overplayed adult pitches from 'poor' to 'good' and alleviate the existing overplay of these pitches. This will not alleviate the need for training and a 3G pitch would meet this need at Harrogate High School.
- 3.39. West of Harrogate New Housing Development – The scenario for new housing in the West of Harrogate considers the provision of a hub providing 2 x 3G AGPs to meet the total future need for the Harrogate Sub Area. Please see paragraph 3.179.

Ripon Sub Area

- 3.38 The existing 3G pitch provided at Ripon Grammar School is treated as a scenario due to restricted hours of provision and pricing. Ripon Grammar School 3G AGP is currently shared with rugby and football for training Monday – Friday. The pitch has restricted sports lighting hours reducing community use to 5.30pm to 8.00pm Monday - Friday and providing a total of 12.5 hours of use for the full pitch. In addition, the fees for hire are high and restrict football club's using the facility particularly the older age groups due to the hours of availability. The 3G AGP does not provide sufficient hours of use for football for training purposes or informal football use beyond 8.00pm Monday - Friday.
- 3.39 If Ripon Grammar School increased the hours of use from 8.00pm to 10.00pm Monday – Friday, an additional 10 hours of use would be available for training and informal recreational football. As the existing restrictions are a condition of Planning it is unlikely that changes to hours of use will occur in the immediate future.
- 3.40 Provision of 1 x 3G AGP with unrestricted use until 10.00pm Monday – Friday and to 6.00pm Saturday and Sunday will meet the future needs of the existing 2 football clubs Ripon City FC and Ripon Panthers Juniors FC in the Ripon sub area for training and match play. A 3G AGP provided for at Claro Barracks development will provide sufficient training facilities and assist in alleviating overplay of grass pitches at Malorie Park and Hell Wath Community Park and aid quality improvements through the transfer of play from grass pitches and therefore reduce usage.

North West Sub Area

- 3.41 The North West Sub Area is identified as needing 0.6 x 3G AGP. There is a small sand-dressed pitch at Boroughbridge High School that has been identified as requiring resurfacing because of its age and existing quality. Provision of a full-size 3G FTP in the Boroughbridge area has been identified as a priority project within the Harrogate Local Football Facilities Plan (LFFP).

South East Sub Area

- 3.40. Green Hammerton/Cattal area has a proposed development of 3,000 new homes and is in the South East Sub Area. The south East Sub Area has a future identified need for 0.7 x 3G AGP provision. This is considered under Harrogate Population and New housing Development Paragraph 3.72. This considers the scenario to provide a 3G AGP as part of the new housing development and a wider sports hub provided by the development.

3G Pitch Recommendations

1. Protect the existing stock of 3G pitches.
2. The scenario's provide sites where 3G pitch provision could be accommodated to meet first and foremost football training shortfalls as identified in Table 3.5. These would be provided at either of the following:

Harrogate Sub Area:

- **St Aiden's Church of England School 3G AGP in conjunction with the proposed Harrogate Town FC 3G AGP – both will have limited community use but will complement each other's operating hours.**
- **Harrogate High School – 1 full size 3G AGP dependent upon existing grass pitch quality outcomes.**
- **West of Harrogate Development – Provision of 2 x 3G AGPs as part of a sports hub and provides for the future 3G AGP requirements for the Harrogate Sub Area.**

Provision of 2 additional 3G AGPs across the Harrogate Sub Area will provide sufficient training facilities for existing and future football teams in the sub area. They will complement the 2 existing 3G AGPs in the sub area and assist in alleviating overplay of grass pitches and aid quality improvements through the transfer of play from grass pitches and therefore reduce usage. They would also assist in providing transfer of match play from The Stray.

Ripon Sub Area:

- **Claro Barracks new development provision of 1 x 3G AGP or Increased use of 3G AGP at Ripon Grammar School by increased operating hours of sports lighting Monday to Friday from 2000 hours to 2200 hours.**

Provision of 1 x 3G AGP will meet the future needs of the existing 2 football clubs Ripon City FC and Ripon Panthers Juniors FC in the Ripon sub area. The 3G AGP will provide sufficient training facilities and assist in alleviating overplay of grass pitches at Malorie Park and Hell Wath Community Park and aid quality improvements through the transfer of play from grass pitches and therefore reduce usage.

North West Sub Area

- **Boroughbridge High School replace small sand dressed pitch at Boroughbridge High School. Provision of a full-size 3G FTP in the Boroughbridge area has been identified as a priority project within the Harrogate Local Football Facilities Plan (LFFP). This 3G AGP would meet the future needs of the North West Sub Area and meet the training needs of Boroughbridge FC and juniors. It would assist in alleviating overplay of natural grass pitches at Boroughbridge and aid quality improvements through the transfer of play.**

South East Sub Area

- **Green Hammerton/Cattal area has a proposed development of 3,000 new homes and is in the South East Sub Area. The south East Sub Area has a future identified need for 0.7 x 3G AGP provision.**

A 3G AGP should be considered as part of any new housing development at Green Hammerton and Catall and be part of a wider sports hub provided by the development. Provision of a 3G AGP as part of a wider sports hub will meet the needs of existing and future football teams in the South East Sub Area. It will assist in alleviating over play at Green Hammerton playing fields and aid quality improvements through the transfer of play.

- 3.** Support development of additional 3G pitches above and beyond football training shortfalls if they can satisfy rugby and football demand; or explore development of 3G pitches that are both football and rugby appropriate when alleviating shortfalls.
- 4.** Ensure that any new 3G pitches are constructed to meet FA/RFU recommended dimensions that are appropriate for that sport and the appropriate quality performance standards that meet the performance testing criteria.
- 5.** Ensure that any new 3G pitches have community use agreements in place.
- 6.** Ensure all 3G pitch providers put in place a sinking fund to meet the cost of carpet and sports lighting replacement/refurbishment to ensure long-term pitch sustainability.
- 7.** Encourage more match play demand, current line-marking systems on 3G AGPs allow for match play across all formats of football (5v5, 7v7, 9v9 and 11v11). This enables significant levels of match-play to be transferred from grass to 3G, particularly mini soccer and junior 9v9, this will help to alleviate over play of existing grass pitches, and allow for the grass pitches where transfer of play occurs to be reconfigured for alternative football play if necessary and ensure that 3G pitches remain suitable to accommodate such demand through appropriate FA Registration.
- 8.** Where a development is of a size to justify on-site football provision, consider the potential for 3G provision on multi-pitch sites, and as a minimum requirement, design new sites so that they could accommodate 3G provision later, if required.
- 9.** Harrogate Borough Council needs to investigate opportunities to increase operating hours at existing 3G pitches where lighting restrictions exist as a result of existing planning conditions. These are:
 - **Ripon Grammar School – extension of operating hours Monday – Friday from 2000 hours to 2200 hours. This would provide increased the availability of football club training and rugby club training by 10 hours per week.**
 - **St Aiden’s church of England School – extension of operating hours Monday – Friday from 2000 – 2200 hours. This would increase the availability of football club training by 10 hours per week.**

Cricket – Grass Pitch Summary key issues

1. New population growth will lead to an increase in the need for new cricket facility provision either on site of the new housing development or off site at nearby existing facilities to improve the capacity of cricket facilities and the quality of ancillary facilities for new residents.
2. There is a need to continue to monitor the increase of women’s, girls, and South Asian Cricket to ensure that the correct facilities are available. For example, correct pavilion facilities for women and girls.
3. Where possible improve the quality of pavilions and clubhouse, nets, and car parking at existing facilities.
4. There is a need to address the one ‘poor’ quality facility identified in the assessment and consider where Lofthouse and Middlemoor Cricket club could play in the future.

Scenarios

Scenario - Addressing overplay Quality Improvements

- 3.41. The capacity of a cricket square to accommodate matches is driven by the number and quality of wickets. For good quality squares, capacity is set at five matches per wicket per season, whilst for a standard quality square, capacity is four matches per wicket per season. For poor quality squares, no capacity is considered to exist as provision is not safe for play.
- 3.42. Improved maintenance regimes can improve the quality of a pitch and enable increased capacity and reduce overplay. A reduction in play is recommended at a site where quality cannot be raised to ensure that there is no detrimental effect on quality over time.
- 3.43. Table 3.7 looks to identify if qualitative improvements to existing cricket squares would alleviate identified overplay. There are five sites that can improve their quality ratings to good.
- 3.44. Blubberhouses Cricket Club and Rainton Cricket Club need to consult with Yorkshire Cricket Board, ECB and the Grounds Maintenance Association to potentially improve the grounds maintenance to enhance wicket quality; thus, increasing site capacity and eliminating overplay with potential spare capacity generated on each site.

Table 3.7: Cricket – Addressing Overplay via quality Improvements

Sub Area	Site Name	Current Quality	Number of Squares	Current Capacity Rating	Good Quality Capacity Rating
South	Blubberhouses Cricket Club	Standard	1	-2	4
Northwest	Lofthouse and Middlemoor Cricket Club	Poor	1	13	3
	North Stainley Cricket Club	Standard	1	27	16
Northeast	Rainton Cricket Club	Standard	1	4	5
Southeast	Kirk Deighton Cricket Club	Standard	1	27	22

- 3.45. Lofthouse and Middlemoor Cricket Club (Northwest Sub Area) is a ‘Poor’ quality site. In the opinion of the ECB the site is not viable longer term due to size and they recommend no smaller than 6 grass wickets per square for costs and sustainability.

Harrogate Borough Council

Playing Pitch Strategy – Stage D

- 3.46. Lofthouse and Middlemoor Cricket Club has one team that plays on a Saturday. The club would need to consult with the Nidderdale Amateur Cricket League on possible ground options. The YCB and ECB would be able to support the process if required.
- 3.47. If North Stainley Cricket Club improved the quality of the square from standard to good, this would decrease over play from 27 to 16 match equivalent sessions per season. The club wishes to provide a new girls' team and an U17 team in the future and this will increase the over play from 16 to 26 match equivalent sessions per season. The club would need to consult with the Yorkshire Cricket Board, ECB and the Grounds Management Association to potentially improve the grounds maintenance to increase site capacity and reduce overplay. There is a need to find a suitable location to meet the remaining overplay in the analysis area. The club would need to consult with the Nidderdale Amateur Cricket League on possible ground options. The Yorkshire Cricket Board and ECB would be able to support the process if required. Studley Royal CC and Masham CC have been identified as potential sites due to current existing capacity, but discussions with the League and Clubs would be needed
- 3.48. If Kirk Deighton Cricket Club improved its square quality from standard to good, the overplay would decrease from 27 to 22 match equivalent sessions per season. The club has a non turf pitch that is in poor condition. The replacement of the non-turf pitch would allow the clubs under 13 teams to play on it. The club is seeking a suitable location in the village to relocate to. The club would need to consult with the Nidderdale Amateur Cricket League on possible ground options. The Yorkshire Cricket Board and ECB would be able to support the process if required. The club's current usage is 47 match equivalent sessions per season. This capacity would require a good quality 10 wicket square.

Addressing Overplay - Good Quality Squares

- 3.49. The overplay at Pateley Bridge Cricket Club (Nidderdale Sub Area) occurs due to the lack of adult wickets. Adults play 35 match equivalent sessions per season and the good quality 4 wickets provide for 20 match equivalent sessions per season overplaying 15 match equivalent sessions per season. The existing 6 junior wickets are underplayed by 14 match equivalent sessions per season.
- 3.50. The club would need to consult with the Yorkshire Cricket Board, ECB and the Grounds Management Association to potentially improve the grounds maintenance and explore option if reconfiguring junior wickets for adult play. The club would also need to consult with the Nidderdale Amateur Cricket League on possible ground options. The Yorkshire Cricket Board and ECB would be able to support the process if required.
- 3.51. Birstwith Cricket Club (Nidderdale sub area) a good quality square is overplayed by 35 match equivalent sessions and the 3rd XI use Bishop Monkton Cricket Club as their home ground on a Saturday. The club would need to consult with the Nidderdale Amateur Cricket League on possible ground options. The Yorkshire Cricket Board and ECB would be able to support the process if required
- 3.52. The Nidderdale sub area has three clubs with spare capacity that could be approached for use to reduce overplay at Pateley Bridge and Birstwith Cricket Club. Glasshouses Cricket Club, Max Pullen Sports Ground used by Dacre Banks Cricket club
- 3.53. Harrogate Cricket Club (Harrogate sub area) has 3 squares. 2 of these squares have capacity for 63 match equivalent sessions per season. The 3rd square is a junior square and has existing overplay of 37 match equivalent sessions per season. The junior overplay will increase by 5 match equivalent sessions to 42 with a new under 15 team. The club may need to consult with Yorkshire Cricket Board, ECB and/or Grounds Maintenance Association on how to potentially address the overplay of junior wickets. There is a potential option of utilising the additional squares.

- 3.54. Pannal Cricket Club (Harrogate). The club has a very strong junior section that requires 67 match equivalent sessions per season and this contributes to the existing overplay of 39 match equivalent sessions per season. The overplay will increase with a new under 11s team and a development team in the future to 49 match equivalent sessions per season. This will be addressed with the development of the cricket square at Pannal Sports Junior Football Club ground in the future. The new cricket facility will provide a 6-strip square and match play non-turf pitch. Initial groundwork for the new square has now been completed. The new square of good quality will provide 30 match equivalent sessions per season and match play on the non turf pitch for teams under the age of 13.
- 3.55. Bishop Monkton Cricket Club (Central sub area) is used by Birstwith 3rd XI on a Saturday and has a strong junior section that requires 32 match equivalent sessions per season and the adult teams require 28 match equivalent sessions per season. Existing overplay is 20 match equivalent sessions per season. The club would need to consult with the Nidderdale Amateur Cricket League on possible ground options. The Yorkshire Cricket Board and ECB would be able to support the process if required. Potential option could be Bishop Thornton CC
- 3.56. Whixley Cricket Club (South East sub area) has existing overplay of 1 match equivalent session per season. This can be maintained by ensuring that grounds maintenance continues to be sustained. Future team growth will need to be assessed with use of an alternative ground in the future.

Scenario - Accommodating Future Aspirational Club Demand

- 3.57. There are several clubs who wish to increase their team numbers over the coming seasons:
- **Newby Hall Cricket Club** – 1 friendly team. This can be accommodated by bringing back into play the second square at Newby Hall Estate;
 - **Knaresborough Cricket Club** – 1 adult women’s team and 1 under 15 girls’ team. The club has capacity for 8 match equivalent sessions per week so provision of a non-turf pitch adjacent to the square would assist in increasing capacity by transferring some junior play from the grass wickets;
 - **Studley Royal Cricket Club** – 1 Under 17 team, 1 under 15 boys’ team and 1 under 11 team. There is capacity to accommodate these teams at the club’s 2 grounds;
 - **Harrogate Cricket Club** – 1 under 15 girls’ team. The junior square is currently over played. Reconfiguration of the senior square to provide junior pitches instead of adult pitches would reduce the capacity for adult play but increase the capacity for junior play. Alternatively, the provision of a non-turf pitch adjacent to the junior square would transfer play from the grass square to the non-turf pitch for teams under the age of 13 and create capacity for the additional team;
 - **Bishop Monkton Cricket Club** – 1 development team 50% adults 50% juniors. The ground is currently over played; however, reconfiguration of the square to reduce adult pitches and increase junior pitches on the square would increase capacity. Use of an alternative ground such as Bishop Thornton Cricket Club should also be considered.
 - **Ripley Cricket Club** – under 15 girls’ team. There is currently balanced play. The club has planning permission for a second square on land adjacent to the club. This will meet the needs of existing and future teams.
 - **Scotton Cricket Club** – 1 adult mixed team. There is capacity available at the club’s home ground to accommodate this team;

Harrogate Borough Council

Playing Pitch Strategy – Stage D

- **Bilton Cricket Club** – 1 adult women’s team and 1 Under 15 mixed team. There is capacity at the home ground on a Sunday for the women’s team and match equivalent capacity to meet both teams’ requirements;
- **Pannal Cricket Club** – 1 under 11 girls’ team and 1 development team. The provision of the new cricket square at Pannal Sports will provide the required capacity to meet this demand;
- **Beckwithshaw Cricket Club** – 1 women’s team. The ground has capacity and availability on a Sunday for a women’s team;
- **Follifoot Cricket Club** – 1 under 17 team, 1 under 15 team and a mixed girls’ and women’s team. There is currently spare capacity of 3 match equivalents per season, however there would be a need to increase capacity of match equivalent sessions to cater for these teams. This could be achieved by reducing the adult pitches on the square and increasing the junior pitches.
- **Sickinghall Cricket Club** – 1 under 9 male team and 1 under 9 girls’ team. There are 2 spare match equivalent sessions per season. The new team’s capacity could be met by provision of a non-turf pitch adjacent to the grass square. Yorkshire Cricket Board would need to discuss with the club if a non-turf pitch is feasible.
- **Bilton in Ainsty Cricket Club** – The club expects an intake from All Stars Cricket. Currently the ground has balanced play. There is a need to maintain the existing maintenance of the ground to maintain existing capacity.
- **Boroughbridge and Staveley Cricket Club** – under 14 boys’ team. The club has existing capacity to accommodate the U14 boys’ team;
- **Masham Cricket Club** – 1 women’s team and 1 girls’ team. The club has availability on a Sunday to accommodate 1 woman’s and 1 girls’ team and has the spare match equivalent capacity required;
- **North Stainley Cricket Club** – 1 girls’ team and 1 under 17 team. As stated previously raising the quality of the square from ‘Standard’ to ‘Good’ would improve capacity. Alternatively use of existing capacity at other grounds in the sub area is an option.;
- **Kirk Deighton Cricket Club** – 1 mixed team Under 11. The square is rated as ‘Standard’ quality. Raising the quality to ‘Good’ would improve capacity and utilising the existing non turf pitch adjacent to the square would enable the transfer of junior demand from the grass wickets;
- **Ripon Cricket Club** – 1 men’s team, 1 disability team and 1 women’s team. There is spare capacity on a Sunday for a men’s team and a women’s team. The army does use Ripon Cricket club for some existing match equivalent sessions, but these will soon cease. The spare capacity without the army use is 20 match equivalent sessions per week. With the three new teams playing the square will provide balanced play. The square is rated as ‘Standard’ quality so improving the quality to good will improve the capacity by 12 match equivalent sessions.
- **Wath and Melmerby Cricket Club** – 1 men’s team. There is spare capacity on site for a Sunday or midweek team.

Cricket Recommendations

1. Protect existing quantity of cricket squares, including protection from development that may prejudice the use of a cricket square such as residential development near a cricket outfield (ball strike issues).
2. Through the Yorkshire Cricket Board, ECB and Ground Maintenance Association support can be given to clubs around supporting grounds staff to review quality issues on squares to ensure appropriate quality is achieved at sites assessed as standard and poor, and sustained at sites assessed as good.
3. Ensure club aspirational future demand can be accommodated on existing supply of squares.
4. Explore options of alleviating overplay at sites identified with overplay.
5. Seek new or refurbishment of training facilities at clubs where required.
6. Explore options of refurbishment of ancillary facilities where provision is assessed as poor quality.
7. Ensure that any large housing developments provide for cricket and need is assessed by use of Sport England's Playing Pitch Calculator Tool. Ensure that new facilities are provided through either on site developments or if required off-site improvements to existing cricket facilities.
8. Where a development is of a size to justify on-site cricket provision, ensure that any proposals for new squares will attract adequate demand. A six-pitch square of 'good' quality will provide 30 match equivalent sessions per season. A home club will be required and promotion of the new ground to new residents will be required.
9. Where a development is not of a size to justify on-site cricket provision, or if sufficient demand cannot be attracted, consider using contributions to improve existing sites within the locality.

Rugby Union – Grass Pitch Summary Key Issues

- 1 The community use rugby club sites provide nine adult secured community use pitches. Two of the three adult pitches at Ripon RUFC are owned by a Trust and used by the Club on a goodwill basis so are classed as unsecured community use. The inclusion of these two pitches results in a total of eleven adult rugby pitches used by community rugby clubs on a regular basis.
- 2 Education and MoD sites provide a further fifteen adult rugby pitches and ten junior/mini pitches. Queen Ethelburga's School is excluded as it is not available for community use.
- 3 There are two rugby pitches at Claro Barracks (outside the wire). In the past Ripon Rugby Club and Harrogate Rugby Club have used these pitches but this had to cease due to health and safety reasons.
- 4 When considering all rugby pitches across Harrogate District including community club and Education pitches there are sufficient pitches to meet peak time demand; however, a large number are on education establishments, and these are overplayed on a weekly basis by the schools and are not available for community use.

Furthermore, the nature of rugby, being a club-based sport, means that use of school facilities inhibits the culture of club development and club sustainability.

- 5** There is overplay at peak time for junior youth and mini match equivalent sessions on Sundays AM at Harrogate RUFC (5.25 match equivalent sessions) and Ripon RUFC (1 match equivalent session). The overplay at Ripon RUFC would rise to 3 match equivalent sessions if the two unsecured community use pitches were not available.
- 6** Harrogate RUFC is at capacity on their existing site and are struggling to accommodate all their teams.
- 7** Ripon RUFC is also nearing capacity however the club does not have security of tenure on two of their existing three pitches; there is also a need to provide gender friendly changing facilities and improve car parking.
- 8** Harrogate Pythons RUFC has sufficient members for a 3rd team but need additional pitch space.
- 9** Overall, there is an existing shortfall of 17.5 match and training equivalent sessions per week on community club rugby union pitches to meet current demand. Shortfalls are further exacerbated when considering future demand, equating to 35.6 match and training equivalent sessions.
- 10** There is an opportunity for Ripon RUFC to use Ripon Grammar School 3G pitch for training and matches to meet some of the shortfalls of match equivalent sessions.
- 11** There is an opportunity for Harrogate Rugby Club to provide additional mini pitches on site.
- 12** There may be an opportunity to further discuss the development of a 3G AGP World Rugby compliant pitch at Harrogate High School.
- 13** Priority should be placed first and foremost on alleviating overplay. Given that the majority of overplay is a result of training demand on grass pitches, it is considered that there is a potential need for additional sports lighting, pitch quality improvements and/or access to World Rugby compliant 3G pitches.

Scenarios

Scenario - Impact of Loss of Pitches at Hay-a-Park Knaresborough

- 3.58. In August 2021 travellers encamped at Hay-a-Park. This is the first time that this has occurred and action will be required to ensure that it does not occur in the future. This scenario looks at the impact on Knaresborough Rugby Club if the two pitches on site at Hay-a- Park were to be out of action. The two pitches each provide 0.5 match and training equivalent sessions per week.
- 3.59. Knaresborough RUFC has access to one pitch with floodlights at Hay-a-Park that has capacity for 0.5 match equivalent sessions per week. The club has stated that during training nights the players do not use the pitches for training but train off the pitch. If they were to use the pitch, the mid-week training need would be 1 match equivalent session per week. This leads to overplay of 0.5 training match equivalent sessions per week on the training pitch. If the pitch could not be used alternative training requirements for 1 match equivalent session will be required.

- 3.60. Match play can be accommodated at the Knaresborough RUFC pitch. This pitch has a capacity for 2 match equivalent sessions a week and 1.5 match equivalent sessions are required.
- 3.55. If maintenance of the Knaresborough RUFC pitch was improved to good and floodlights were added, this pitch would have a capacity of 3 match equivalent sessions and meet the current match and training capacity requirements of the club. If maintenance of the Knaresborough RUFC pitch was improved to good by improving maintenance regimes, provision of floodlights and installation of drainage the pitch would have a capacity of 3.5 match equivalent sessions; this meets the current match and training capacity requirements of the club. However, when considering future team aspirations of Knaresborough Rugby Club, there is an additional demand for 2.5 match equivalent sessions per week. The current and future match equivalent sessions would be 4 per week. There would therefore be a shortfall of 0.5 match equivalent sessions. In addition, the development of a 3rd adult male team would impact on peak time play with a need for an additional pitch to meet 0.5 match equivalent sessions per week.
- 3.61. There is a need to ensure that Hay-a-Park has sufficient security to stop traveller encampments in the future and enable the rugby pitches to be available for use by Knaresborough Rugby Club.

Scenario - Improving pitch quality

- 3.62. Harrogate Rugby Club has a playing and training capacity of 14 match equivalent sessions; the pitches are over played by 13.5 match equivalent sessions per week. Maximising the maintenance quality is not an option to reduce overplay as the quality of maintenance and drainage is at its highest level for pitch capacity. This will be further exacerbated by future aspirations to provide new teams that will incur a further 6 match equivalent sessions per week. There is a need for additional rugby pitches or access to a World Rugby Regulation 22 3G pitch.
- 3.63. Harrogate Pythons RUFC currently has 0.5 match equivalent sessions spare capacity which is due to the club training elsewhere. If the maintenance of the pitches was improved to good and the drainage improved with pipe drainage, this would provide capacity of 3.5 match equivalent sessions per week. This would meet the current and future match equivalent sessions required by the club. If a 3rd adult team was developed then there would be need for an additional adult pitch.
- 3.64. Knaresborough RUFC has the use of 2 sites: One pitch at the rugby club and two pitches across the road at Hay-a-Park. The rugby club pitch has capacity for 2 match equivalent sessions weekly and the two pitches at Hay-a-Park 0.5 match equivalent sessions each, in total 1 match equivalent session. By improving the quality of the Hay-a-Park pitches to standard maintenance from poor would increase match and training equivalent sessions to 3 per week, an increase of 2 match equivalent sessions. With an increase in maintenance to good at the Knaresborough Rugby Club pitch and installation of drainage the pitch would have a capacity of 3.5 match equivalent sessions. This would take the 2 sites' overall match equivalent sessions to 6.5 match equivalent sessions. This would provide for current and future demand for Knaresborough Rugby Club (4 match equivalent sessions per week) and allow for other clubs to use the Hay-a-Park pitches if required.
- 3.65. Ripon RUFC has the use of three pitches. One pitch is in club ownership and the remaining two pitches are in the ownership of a Trust with the Club using the pitches on a goodwill basis. The overall capacity of these three pitches is 7.5 match equivalent sessions but they are overplayed by 6 match equivalent sessions per week. Two of the three pitches have pipe and slit drainage; if maintenance on these two pitches improved from standard to good and the third pitch received pipe and slit drainage and its maintenance improved from standard to good, the match and training equivalents per week would increase to 10.5 match and training equivalents per week. There is a current need for 13.5 match equivalent sessions per week and an additional aspirational need of 1 match equivalent session per week. If improved maintenance provided 10.5 match equivalent sessions per week there would still be a shortfall of 4 match and training equivalent sessions per week. Use of the World Rugby Regulation 22 compliant pitch at Ripon Grammar School would alleviate this overplay.

Scenario - Increasing Access to Rugby Floodlit Training Provision

- 3.66. Increasing access to training on a World Rugby Regulation 22 pitch is the best way to improve capacity and improve access to floodlit training. Ripon Rugby Club are using Ripon Grammar School's World Rugby Regulation 22 3G pitch for one night per week from September 2021. Further use of the pitch should be explored and the restricted operating hours until 8.00pm Monday-Friday should be reconsidered to provide additional hours of use. Opening until 10.00pm would provide a future 10 hours of use. Provision of a 3G AGP at the Claro Barracks new housing development site for football, would create additional available time for rugby use on the Ripon Grammar School 3G AGP Monday-Friday 0.530pm – 8.00pm as football clubs would use the Claro Barracks 3G AGP.
- 3.67. However, it should be recognised that traditionally, rugby clubs prefer to be based entirely from one location due to the social aspects of the sport.
- 3.68. Options for provision of a World rugby compliant 3G pitch should be explored in partnership with the FA.

Rugby Union Recommendations

1. Work with clubs to review quality issues on those pitches assessed as standard and poor quality in order to help reduce overplay and provide increased capacity.
2. Work to reduce training on match pitches through access to dedicated floodlit training areas, including options to provide full size World Rugby compliant 3G pitches in partnership with the FA to help address shortfalls.

Hockey Pitch Summary – key Issues

1. There is currently an under supply of full size, hockey suitable AGPs in Harrogate District to meet current and future demand. This is based on England Hockey's recommendation that a full size, floodlit AGP can accommodate four matches (eight teams) at peak time (Saturday).
2. Harrogate Hockey Club cannot accommodate their current training and match play equivalent sessions requirements on their existing AGP at the Granby Centre.
3. A need to ensure that sinking funds are in place to maintain the existing hockey facilities and replacement carpets at the Granby Centre and other AGP locations across Harrogate District.
4. Clubs to continue working with England Hockey to promote Back to Hockey and other programmes to increase participation in hockey.
5. There must be an agreement between NGBs England Hockey, the Football Association, Rugby Football Union and NELC to discuss any change of use of sand-dressed and sand-filled AGPs to 3G Football Turf.

Scenarios

Scenario - Accommodating Current and Future Demand

- 3.69. There is currently an under supply of full size, hockey suitable AGPs in Harrogate District to meet current and future demand. This is based on England Hockey's recommendation that a full size, floodlit AGP can accommodate four matches (eight teams) at peak time (Saturday).
- 3.70. Apart from future growth from housing development there is also increased participation and latent demand to consider. Harrogate Hockey Club would like to provide an additional ladies' team and provide an additional children's/boys/girls/youth team to accommodate children currently on the club's waiting list.
- 3.71. New housing development will increase the population and provide additional participants as will development work being carried out by the club. To assist with the sustainability of the club a second pitch is required at the Granby Centre. This pitch will ensure both/all teams can play at the club site and use the club's ancillary facilities. Plans for the second pitch do not impact on existing supply of grass pitches.
- 3.72. Currently, 2 teams play at Harrogate Grammar School or Ashville College where there are no social facilities and consequently club and visiting teams cannot socialise after games.
- 3.73. In addition to a proposed second pitch at the Granby Centre, there will still be a need to safeguard sand-based AGP provision elsewhere across Harrogate.

Hockey Recommendations

1. Protect and retain the Granby Centre as a hockey suitable AGP and provide a second AGP at the Granby Centre to create a hockey multi-pitch site.
2. Protect all hockey used AGPs across Harrogate e.g., Harrogate Grammar school, Ashville College and Ripon Grammar School.
3. There is a need to protect sand based AGPs from being converted to 3G. it is recommended that the following condition or similar legal agreement be attached to any granting of planning permission for anew sand based AGP:

“Notwithstanding the provision of the Town and Country Planning (General Permitted Development) (England) Order 2015 (as amended) (or any order amending or re-enacting that order) the surface of the artificial grass pitch shall not be replaced until details of the replacement surface are submitted to and approved in writing by the Local Planning Authority for consideration. The assessment shall include consultation with Sport England, having regard to Sport England's guidance note on Selecting the Right Artificial Surface (as amended from time to time), the relevant local authority's up to date Playing Pitch Strategy and the protection of current sporting usage of the artificial grass pitch. Works to replace the surface will be undertaken and completed in accordance with the details as approved in writing before it is brought into use. The completed works shall be retained in accordance with the approved details for the duration of the development hereby permitted.”

4. Ensure a sinking fund is in place for long-term sustainability of the pitches.

Scenario: Harrogate Population and New Housing Development

- 3.72 The Local Plan 2014 - 2035 growth strategy which enables Harrogate Borough Council to meet the need for new homes and jobs. It will ensure growth is managed carefully to benefit local people and will bring benefits to transport connectivity, economic prosperity, and skills.
- 3.73 The [Growth Strategy](#) identifies that there will be a minimum of 13,377 new homes provided from 2014 – 2035 across Harrogate District and allocates sites to meet the majority of this need. In April 2021, 4,249 dwellings had already been completed and a further 1,239 dwellings on allocated sites had been granted planning permission. The remaining sites allocated for housing will deliver approximately 5,665 dwellings over the Local Plan period.
- 3.74 The three main sites delivering new housing are:
- **Claro and Deverell Barracks, and the adjoining Laver Banks, Ripon**
 - **Land at West Harrogate**
 - **Land in the Green Hammerton/Cattal area**
- 3.75 It is important that this strategy informs policies and supplementary planning documents by setting out the approach to securing sport and recreational facilities through new housing development.
- 3.76 For playing pitches, the Council should use Sport England's Playing Pitch New Development Calculator as a tool for determining developer contributions linking to sites within the locality. This uses team generation rates (TGRs) from the PPS Assessment Report to determine how many new teams would be generated from an increase in population derived from housing growth. It then converts this into pitch requirements and gives the associated costs (both for providing the provision and for its life cycle).
- 3.77 The PPS should be used to help determine the likely impact of a new development on demand and the capacity of existing sites in the area, and whether there is a need for improvements to increase capacity of existing provision or if new provision is required. Where a development is located within access of existing high-quality provision, this does not necessarily mean that there is no need for further provision or improvement to existing provision, as additional demand arising from the development is likely to result in increased usage (which can result in overplay or quality deterioration).
- 3.78 Where it is determined that new provision is required to accompany a development, priority should be placed on providing facilities that contribute towards alleviating existing shortfalls within the locality. To determine the supply of provision, it is imperative that the PPS findings are taken into consideration and that consultation takes place with the relevant NGBs. This is due to the importance of ensuring that the stock of facilities provided is appropriate to need, to avoid provision becoming unsustainable and unused e.g., Single grass pitch football sites without adequate ancillary facilities or new cricket/rugby grounds located away from existing clubs.
- 3.79 Instead, multi-pitch and multi-sport sites should be developed, supported by a clubhouse and adequate parking facilities which consider the potential for future artificial grass pitch (AGP) development.
- 3.80 The following processes should be followed to help inform the potential needs required/those that should be considered for a new housing development.

Stage A: Determine the playing pitch requirement from the development

- 3.81 Sport England's Playing Pitch New Development Calculator will need to be populated with the new population that will be derived from a development and the playing pitch sport current demand data from the PPS. The calculator will then determine the playing pitch requirement resulting from a development.
- 3.82 The calculator will provide an estimation of the number of new pitches that would be required to meet the match equivalent sessions and provides an estimate of the associated costs for providing these new pitches.

Stage B: Determine whether new provision is required and whether this should be on or off site

- 3.83 Consideration should be given to whether the nearest site/s to the development containing that type of provision could benefit from a contribution towards increasing capacity to meet likely need generated from the development.
- 3.84 If there are no potential options to improve or extend existing provision to create additional capacity, or if capacity cannot be increased to a sufficient level, then new provision is likely to be required.
- 3.85 Where the calculator does not create demand for a whole pitch, which is often the case for smaller sized developments, it is recommended to contribute to increasing the capacity of an existing site to meet demand generated from the development.
- 3.86 When identifying a site for off-site contributions, consider the proximity and location of existing playing pitch sites and whether it could help serve the new development.
- 3.87 Identify the analysis area in which the development sits and identify if there are any hub sites or key centres within the locality. Initially, a one-mile radius could be drawn around the site to help identify the nearest priority sites, which may require consultation with neighbouring authorities when the development site is close to the local authority boundary.
- 3.88 This decision should be based on the potential to improve existing facilities within an appropriate catchment of a development to create additional capacity, and how realistic it is given the nature of the local area to provide new provision. For example, there may be some poor-quality playing fields that could potentially be improved with additional drainage and long-term maintenance works, along with enhanced changing provision, to enable use to be increased, thereby creating additional capacity to meet the increased demand generated from the development.
- 3.89 Discussions should be held with relevant parties (e.g. NGBs, landowners, facility operators and user groups), and any further necessary evidence gathered (e.g. a feasibility study), to help identify the specific works that are required, and to ensure they will provide the necessary additional capacity to meet identified needs. It will also be important to demonstrate that the specific works can be delivered within an appropriate timescale in relation to the occupation of the development site.
- 3.90 When on site provision is required, priority should be placed on the creation of multi-pitch and multi-sport sites with appropriate ancillary facilities such as a clubhouse and adequate car parking, as well as ensuring the provision contributes towards reducing current shortfalls. This will ensure that the provision is sustainable and attractive to potential users. Emphasis should also be on ensuring the site can accommodate an AGP given current sporting trends.

3.91 Other useful questions when deciding on new provision include:

- **Are there any teams/clubs playing outside of the local area (displaced demand) which could utilise provision at the site?**
- **Do any local clubs identify existing plans/demand for access to new provision?**
- **Are there any overplayed sites in the local area where existing demand could be transferred to a new site?**
- **Do any local clubs identify any latent demand (i.e. if they had access to more pitches could they field more teams?)**
- **To further help determine the sustainability of establishing new provision, consideration should be given to the potential management opportunities which may be available onsite:**
- **Is the local authority (or town/parish council) in a position to take on operational management of further outdoor sports facilities from a financial point of view?**
- **Is an education establishment to be provided as part of the development which offers a potential management solution for outdoor sports facilities?**
- **Is there a leisure trust in place which has the capacity to take on the management of outdoor sports facilities?**
- **Is there an opportunity for a trust-based model of management, for example, by formation of a Community Interest Company (CIC) or Charitable Incorporated Organisation (CIO)?**
- **Is there an existing sports club that has the capacity to take on the management of another site?**

Stage C: Determine other pitch and non-pitch requirements resulting from the development

3.92 The Sport England New Development Calculator does not calculate demand for other types of pitches (outside of football, rugby, cricket, and hockey) or non-pitch provision which may be played in the area. However, the PPS identifies (where relevant) current and future demand for the additional types of outdoor sporting provision. As such, this should be used to determine if contributions are required towards these sports or if new provision is required. Where there is no identified shortfall in provision or future demand for new provision within an area relevant to the development (e.g. an analysis area or settlement), consideration should be given to the nearest site to the development containing that type of provision.

3.93 If the nearest site could accommodate the increased demand from the development, no action is required; if it cannot accommodate the demand, consider if the site could benefit from a contribution towards increasing capacity to meet likely need. For example, this could include increasing quality and/or addition of ancillary facilities such as floodlighting, changing rooms or car parking.

3.94 The PPS action plan should be used as a starting point to identify site by site recommendations. Where there is an identified shortfall that cannot be addressed through contributions, new provision may be required within or near to the development as part of a multi-sport development.

Stage D: Consider design principles for new provision

- 3.95 The exact nature and location of provision associated with onsite developments should be fully determined in partnership with each relevant NGB. Further to this, each pitch sport NGB provides national guidance in relation to provision of new pitches. There is also a need to ensure that the location of outdoor sports pitches and ancillary facilities are appropriately located in the context of indoor sports provision (if also being provided onsite) to ensure a cohesive approach to the whole sporting offer.

Stage E: Calculate the financial contribution required

- 3.96 After using the PPS New Development Calculator as a starting point for cost, the local cost of provision should be fully determined to calculate the financial contributions required. A clear and transparent methodology for calculating up to date costs for the specific works, including appropriate ancillary provision, should be presented.
- 3.97 Where appropriate, depending on how the needs are to be met, the cost of any required land purchase should be included in the financial contribution. If an obligation is to be directed to an off-site project it is important to ensure the costs are limited to meet the needs of the individual development. Along with any capital costs for the works, an obligation should ensure an appropriate level of lifecycle costs towards the new or enhanced provision. This is required to cover the day-to-day maintenance for an agreed long-term period and to help ensure a sinking fund exists for any major replacement work, e.g. the future resurfacing of an artificial grass pitch.
- 3.98 The following reviews the three main developments, detailing what the demand is for playing pitches at the development sites and the impact on sports provision.

Scenario – Ripon Barracks (comprised of Claro, and Deverell Barracks and Laver Banks

- 3.99 The site currently provides:

- **2 adult football pitches**
- **1 youth 11 v 11 football pitch**
- **1 mini soccer 7v7 football pitch**
- **2 senior rugby pitches.**

- 3.100 The Ripon Barracks playing fields do not provide any serviced changing or clubhouse provision.

Ripon Barracks presently includes a total area of 8.67ha of playing fields.

- 3.101 The existing playing fields are located on two separate sites within Ripon Barracks. 3.98ha of the existing playing fields is located on Deverell Barracks and are publicly accessible (2 senior rugby pitches), with the remaining playing field 4.69ha (football pitches) being part of the securely enclosed Claro Barracks site with no public access and therefore not considered in the past to be available to the community.
- 3.102 The senior rugby pitches have not been used for some time by the community. The PPS identifies that Ripon based rugby clubs stopped using the pitches on grounds of health and safety.

Harrogate Borough Council

Playing Pitch Strategy – Stage D

3.103 The football pitches are considered to be of poor quality and have been used only on an ad-hoc basis by the military as there is no public/community access.

How much needs to be replaced?

3.104 The total amount of playing fields that needs to be replaced is summarised in Table 3.8.

Table 3.8: Ripon Barracks conclusion of Replacement and Loss Ripon Barracks.

(A)	(B)	(C)	(D) = (A) – (B) + (C)
Ripon Barracks Existing Amount of Playing Field Ha	1ha of playing fields is retained on the Claro barracks site	Playing Field Ha Required to Meet Current Shortfall of Ripon Sub Area & Unmet Demand in the Future	Ripon Barracks Playing Field Ha to be replaced
8.67 Ha	1 Ha	4.25 Ha	11.92 Ha

Where is this figure of 4.25 evidenced?

3.105 This figure of 4.25ha is evidenced in the 21/22 PPS.

Table 3.9: Ripon Barracks - Relocation of Playing Field to Meet Current Shortfalls and Future Unmet Demand (Match Equivalent Sessions, Pitches and Ha)

Existing Playing Field Area	Existing Pitches on Claro and Deverell Barracks (Ripon Barracks) ¹ (not currently in community use)	Future Unmet Demand & Current Shortfall (from Harrogate PPS 2021)	Playing Field & Pitches required to meet Future Unmet Demand and current Shortfall in Ripon Sub Area
Playing Field Ha	8.67Ha	4.25Ha	4.25Ha
3G AGP	N/A	N/A	0 Ha
	2 adult Football Pitches 'poor quality'	1 adult 11v11 match equivalent session	Equates to 1 adult 11v11 'good' quality pitch (0.74Ha)
	1 youth 11v11 football pitch 'poor quality'	3 youth match equivalent sessions	Equates to 2 Youth 11v11 'good' quality pitches (1.18Ha)
	N/A	2 9v9 match equivalent sessions	Equates to 1 9v9 'good' quality pitch (0.41Ha)
	1 mini soccer 7v7 football pitch 'poor' quality	N/A	N/A
Rugby Union Pitches	2 senior adult pitches 'poor' quality	7 match equivalent sessions	Equates to 2 adult pitches pipe and slit drained with good maintenance standards. (Circa 1.92Ha)
Changing Accommodation	None		To be provided
Cricket	No Cricket Provision	N/A	N/A
Hockey	No Hockey Provision	N/A	N/A

¹ Source Harrogate PPS 2022

Harrogate Borough Council

Playing Pitch Strategy – Stage D

3.106 The Playing Field Ha required to address the current shortfall and unmet demand in the Ripon sub area for playing pitches equates to 4.25 **Ha plus changing accommodation.**

What is the need from the 1,300 new homes?

3.107 The requirement for playing field ha for the new population is identified in Table 3.10 and equates to 2.18 Ha.

Table 3.10: Identified Playing Field Ha from Ripon Barracks New Population.

Requirement of playing Field Ha from New Population
2.18 Ha plus changing room Ha

Overall Requirement for Playing Field Ha Ripon Barracks – New Population and Replacement to meet Current Shortfall, Future Unmet Demand

Table 3.11: Identified Total Playing Field Ha New Population Requirements to meet demands from new housing development, Current Shortfalls and Unmet demand in the Future

(A) Requirement of Playing Fields Ha from New Population Ripon Barracks New Development.	(B) Playing Field Ha Required to Meet Current Shortfall of Ripon Sub Area & Unmet Demand in the Future	(C) = (A) + (B) Total Playing Field HA Required
2.18 Ha plus changing accommodation.	4.25 Ha plus changing accommodation	6.43 Ha plus changing accommodation

Ripon Barracks Proposed Relocation of Existing Playing Fields

3.108 The developer is proposing to relocate 6.44ha of the existing playing fields (Replacing what is to be lost from developing the existing playing fields) at Claro Barracks and Deverell Barracks to a **new** site within the Ripon Barracks development at **Laver Banks.**

3.109 Laver Banks (south of the existing playing fields) has been identified as the location within the wider Ripon Barracks site for playing pitch provision and sport provision with 6.44ha available for this use. It is also expected that playing field/MUGA (1ha) will be provided as part of the development of a new primary school on the existing Claro Barracks part of the site (Existing Playing Field to be retained). It is understood that if part of this one-hectare sites includes the school building this will result in the loss of playing field and will need to be accounted for. Any MUGA on a playing field needs to meet exception E5 of Sport England’s Playing Field Policy. There will be a community use agreement in place provided though planning consent for community use of the school playing fields. **The playing field development in total will therefore provide 6.44ha of new playing field provision. (1 ha of playing fields is being retained on Claro Barracks for the new school playing field /MUGA).**

Harrogate Borough Council

Playing Pitch Strategy – Stage D

3.110 In summary:

Table 3.12: Summary of Ripon Barracks Re-Development and Playing Field Proposals

Existing Playing Fields (on Claro Barracks and Deverell Barracks)	New Playing Fields on a new site (from Claro Barracks and Deverell Barracks to Laver Banks)	Playing Fields (retained on Claro Barracks)	Requirement of Playing Fields Ha from New Population Ripon Barracks New Development	Playing fields Ha Required to meet current Shortfall of Ripon Sub Area & Unmet Demand in the Future
8.67 ha	6.44 ha	1 ha	2.18Ha	4.25Ha

3.111 The development proposal provides for 6.44 Ha of playing pitch provision. Changing accommodation would be required to meet new development and current shortfall and unmet demand need.

3.112 Providing 6.44ha of new playing fields on the Ripon Barracks site meets the identified need of 2.18Ha Playing field requirements from the new population and 4.25Ha requirement to meet current shortfalls in the Ripon Sub Area totalling .643 ha. It does not replace the existing 7.67ha of playing fields (8.67ha minus the 1 ha that is being retained on Claro Barracks) which means it provides no mitigation for loss, therefore in not meeting Sport England’s Playing Field Policy, it does not comply with NPPF paragraph 99 either.

- **4.25Ha is required to meet the existing shortfall (current and unmet need) of playing pitches in the Ripon sub area catchment.**
- **2.18ha is required to meet the population needs of the new development**
- **The catchment in this case is the catchment of the 2 Ripon Football Clubs, Ripon Rugby Club and Ripon Cricket Club. Replacement playing field at Laver Banks is convenient for these 2 clubs, compared to other clubs outside of the Ripon Sub area in the wider Harrogate Borough area.**
- **There is therefore 7.66ha of existing playing field outstanding (8.67ha minus the 1 ha that is being retained on Claro Barracks) to mitigate for that lost to development.**

3.99

Scenario – West of Harrogate Development Football

3.113 Table 3.16 identifies that the new development is estimated to generate demand for 1.05 adult football match equivalent sessions per week (1 pitch), youth football 2 match equivalent sessions per week (2 pitches), mini soccer 1.23 match equivalent sessions per week (2 pitches).

Table 3.16: New Population Match Equivalent Session Demand Football

Pitch Sport – Natural Grass Pitches	Estimated demand by sport (Match Equivalent Sessions)
Adult football	1.05 match equivalent sessions per week
Youth football	2.00 match equivalent sessions per week
Mini soccer	1.23 match equivalent sessions per week

3.114 In addition to the above the calculator identifies a need for 0.22 hours of football training on a 3G AGP.

- 3.115 The development of a hub for football as part of this development is a suitable consideration. The football hub would require 1 adult 11v11, 2 youth 11v11 and 2 mini soccer pitches. Changing accommodation would also be required. In this instance 6 changing rooms would be required. Mini soccer does not require changing provision but does require access to toilets.
- 3.116 West of Harrogate is situated within the Harrogate sub area. There is a future shortfall of 2 x 3G AGPs in the Harrogate sub area. Alternatively, to the above scenario, provision of space and financial contributions from developers towards a double 3G AGP site would partially meet the Harrogate sub areas shortfall in 3G AGP pitch provision. The developer would be required to provide sufficient space for the 2 x 3G AGPS, car parking, 4 changing rooms and a financial contribution that meets the requirements of the new population. With this scenario additional financial contributions will be required from the Football Foundation.

Scenario – West of Harrogate Development Cricket

- 3.117 On-site contributions from the West of Harrogate Development will be needed to replace the cricket ground previously used by Pannal Ash Cricket Club. This will provide Pannal Ash Cricket Club with a minimum six-wicket square and clubhouse. The 6-wicket square will be of good quality and provide 30 match equivalent sessions per season. Pannal Ash Cricket Club currently play 16 match equivalent sessions per season.
- 3.118 Table 3.17 identifies that the Sport England Playing Pitch Calculator Tool identifies the new population will require 77 cricket match equivalent sessions per season.

Table 3.17: New Population Match Equivalent Session Demand Cricket

Pitch Sport – Natural Grass Pitches	Estimated demand by sport (Match Equivalent Sessions)
Cricket	77 match equivalent sessions per season.

- 3.119 It is important to ensure the facilities provided is correct to avoid provision becoming unsustainable and unused. New cricket grounds can become unsustainable if located away from exiting clubs for management, operational and financial reasons. In this scenario we have to two existing clubs Pannal Ash Cricket Club and Beckwithshaw Cricket Club.
- 3.120 Pannal Ash Cricket Club has 1 existing team requiring 14 match equivalent sessions per season. Provision of a new six-wicket square provides 30 match equivalent sessions per season. There would be 16 match equivalent sessions that would contribute to the developments need for 77 match equivalent sessions per season. This would leave a deficit of 63 match equivalent sessions per season.
- 3.121 The nearest cricket ground to the West of Harrogate Development is Beckwithshaw Cricket Club. The club provides standard quality cricket squares for adult and juniors. There is existing capacity for 15 adult match equivalent sessions and 13 junior match equivalent sessions. If the pitch quality is raised to good the capacity would improve to 28 adult match equivalent sessions and 20 junior match equivalent sessions per season, an additional 48 match equivalent sessions. There would still be a shortfall of 15 match equivalent sessions per season (63-48=15).
- 3.122 Rather than provide a second cricket facility within the development, provision of a good quality 9-wicket square at the new on-site Pannal Ash Cricket Ground would provide 45 match equivalent sessions per season. The majority of Pannal Ash Cricket Clubs future growth would be generated by the new housing development and the additional 15 match equivalent sessions would meet the shortfall of 15 match equivalent sessions per season.

- 3.123 Rather than provide a second cricket facility facilities can be provided by Pannal Ash Cricket Ground on-site and off-site contributions to Beckwithshaw Cricket Club.

Scenario – West of Harrogate Development Rugby Union

3.124 Based upon Sport England's Playing Pitch Calculator Tool Table 3.18 identifies 0.51 match equivalent sessions per week and 0,57 training equivalent sessions per week. It would be appropriate in this case to receive off site contributions for Harrogate Rugby Club to provide new additional mini rugby pitches and Harrogate Pythons Rugby Club to contribute to improvements to pitch quality.

Table 3.18: New Population Match Equivalent Session Demand Rugby Union

Pitch Sport – Natural Grass Pitches	Estimated demand by sport (Match & Training Equivalent Sessions)
Rugby Union	0.51 match equivalent sessions per week and 0.57 training sessions per week.

Scenario – West of Harrogate Development Hockey

3.125 Harrogate Hockey Club is the only hockey club in Harrogate District. The club has use of one sand based AGP at the Granby Centre. Harrogate High School.

3.126 Table 3.19 identifies that the population generated by the new housing development indicates that it will create demand for 0.40 match equivalent sessions and 0.88 training equivalent sessions.

Table 3.19: New Population Match Equivalent Sessions Demand for AGP provision Hockey

Pitch Sport – Artificial Grass Pitch	Estimated demand by sport (Match Equivalent Sessions)
Hockey	0.40 match equivalent sessions weekly 0.88 training equivalent sessions per week

3.127 This means that some form of hockey-specific mitigation should be considered.

3.128 The assessment report Stage C identifies that that the combination of the increase in population across Harrogate District and existing demand, will produce demand for an additional sand-based pitch at the Granby Centre in the future. On the basis that the West of Harrogate development creates demand for hockey, then off site contributions should be made to the provision of a second hockey AGP at the Granby Centre.

West of Harrogate Development Summary.

3.129 Football and cricket will require on-site developments. Cricket will also require off-site contributions as will Rugby Union, and Hockey.

3.130 The on-site and off-site requirements from the development are provided below:

Harrogate Borough Council

Playing Pitch Strategy – Stage D

Table 3.20: Summary of Scenarios West of Harrogate - Playing Pitch and Changing Provision Requirements

	Football Hub Requirements (Grass Pitches Only)	Football Hub Requirements (3G AGPs only)	Rugby Union - Playing Pitch Requirements	Cricket – Playing Pitch Requirements	Hockey – Playing Pitch Requirements
On site Requirements	<ul style="list-style-type: none"> • 1 adult 11v11 pitch • 2 youth 11v11 pitches • 2 mini soccer pitches. • 6 changing rooms 	<ul style="list-style-type: none"> • Space for 2 x 3G AGPS full size with sports lighting. • Space for car parking • Space for 4 changing rooms • Funding to meet natural grass pitch requirements, 3G AGP and changing room for the new population 	None	On-site requirements to provide a replacement cricket facility for Pannal Ash Cricket Club to include a 9-wicket square, outfield, pavilion with changing for 2 teams, car parking and ball stop netting as required.	None
Off site Requirements	None	None	Contributions to improve pitches and capacity of play at Harrogate Rugby club and Harrogate Pythons Rugby Club.	Contributions to improve capacity of play at Beckwithshaw Cricket Club.	Contributions towards a second AGP at The Granby Centre, Harrogate.

Scenario: New Housing Development Land at Green Hammerton/Cattal – Minimum 3000 new houses (Southeast sub area)

- 3.131 This scenario is based on the development of a new settlement which includes the development of a minimum of 3000 new homes and an expected occupancy rate of 2.3 people per dwelling, resulting in a population growth of 6,900 people. A proportion of the development will take place before the end of the Local Plan period 2035 with the remainder being developed afterwards in the next plan period.
- 3.132 Demand for playing pitches should be considered at the earliest stages of planning and incorporated in master plans for the new settlement.

Scenario – Green Hammerton/ Cattal Development Football

- 3.133 Table 3.21 identifies that the new development is estimated to generate demand for 1.37 adult football match equivalent sessions per week (1 pitch), youth football 2.70 match equivalent sessions per week (3 pitches), mini soccer 1.67 match equivalent sessions per week (2 pitches).

Table 3.21: Match Equivalent Demand for natural grass pitches Football

Pitch Sport – Natural Grass Pitches	Estimated demand by sport (Match Equivalent Sessions)
Adult football	1.37 match equivalent sessions per week
Youth football	2.70 match equivalent sessions per week
Mini soccer	1.67 match equivalent sessions per week

- 3.134 In addition to the above the calculator identifies a need for 11.5 hours of football training on a 3G AGP.
- 3.135 The development of a hub for football as part of this development is a suitable consideration. There will be a requirement for changing provision. 2 changing rooms per pitch, however, mini soccer does not require changing facilities but needs access to toilets.

Scenario – Green Hammerton/ Cattal Development Cricket

- 3.136 Table 3.22 identifies that the new development is estimated to provide demand for 105.16 match equivalent sessions per season for cricket.

Table 3.22: Match Equivalent Demand for natural grass pitches Cricket

Pitch Sport – Natural Grass Pitches	Estimated demand by sport (Match Equivalent Sessions)
Cricket	105.16 match equivalent sessions per season

- 3.137 Green Hammerton Cricket Club has a good quality square with existing capacity for 25 match equivalent sessions per season. Kirk Hammerton Cricket Club has a standard quality square and with existing capacity of 17 match equivalent sessions per season. If the quality was raised to good, capacity increases to 25 match equivalent sessions per season. Little Ribston Cricket Club has a standard quality square with existing capacity of 10 match equivalent sessions per season. If the quality was raised to good, capacity increases to 16 match equivalent sessions. Marton Cum Grafton Cricket Club has a standard quality square with existing capacity of 5 match equivalent sessions. If the quality was raised to good, capacity increases to 11 match equivalent sessions per season.

Harrogate Borough Council

Playing Pitch Strategy – Stage D

- 3.138 By improving the quality of cricket squares to good at Kirk Hammerton, Little Ribston and Marton cum Grafton Cricket Clubs capacity equates 52 match equivalent sessions per season. Adding this to the existing capacity at Green Hammerton Cricket Club provides 77 match equivalent sessions per season.
- 3.139 A new six wicket square with changing accommodation of good quality would provide 30 match equivalent sessions per week.
- 3.140 There would need to be consultation with Yorkshire Cricket Board, England Cricket Board, Ground Maintenance Association, Sport England and Harrogate Council to determine the plausible need for an additional site or if off site contributions would be required based on the rural location.

Scenario – Green Hammerton/ Cattal Development Rugby Union

- 3.141 Table 3.23 identifies that the new development is estimated to provide demand for 0.86 match equivalent sessions per week and 0.97 training equivalent sessions per week.

Table 3.23: Match Equivalent Demand for natural grass pitches Rugby Union

Pitch Sport – Natural Grass Pitches	Estimated demand by sport (Match Equivalent Sessions)
Rugby Union	0.86 match equivalent sessions per week 0.97 training equivalent sessions on a floodlit pitch.

- 3.142 Knaresborough RUFC is in close proximity to Green Hammerton and Cattal and has the use of 2 sites: One pitch at the rugby club and two pitches across the road at Hay-a-Park. The rugby club pitch has capacity for 2 match equivalent sessions weekly and the two pitches at Hay-a-Park 0.5 match equivalent sessions each, in total 1 match equivalent session. By improving the quality of the Hay-a-Park pitches to standard maintenance from poor would increase match and training equivalent sessions to 3 per week, an increase of 2 match equivalent sessions.
- 3.143 With an increase in maintenance to good at the Knaresborough Rugby Club pitch and installation of drainage the pitch would have a capacity of 3.5 match equivalent sessions. This would take the 2 sites' overall match equivalent sessions to 6.5 match equivalent sessions. This would provide for current and future demand for Knaresborough Rugby Club (4 match equivalent sessions per week). this would leave capacity of 2.5 match equivalent sessions per week to meet the Green Hammerton /Cattal 0.86 match equivalent sessions per week and 0.97 training equivalent sessions per week.
- 3.144 Off-site contributions to improve existing rugby union facilities at Knaresborough Rugby Club would meet the demand generated from the new population.

Scenario – Green Hammerton/Cattal Development Hockey

- 3.145 Harrogate Hockey Club is the only hockey club in Harrogate District. The club has use of one sand based AGP at the Granby Centre. Harrogate High School.
- 3.146 Table 3.24 identifies that the population generated by the new housing development indicates that it will create demand for 0.69 match equivalent sessions and 1.26 training equivalent sessions.

Table 3.24: New Population Match Equivalent Sessions Demand for AGP provision Hockey

Pitch Sport – Artificial Grass Pitch	Estimated demand by sport (Match Equivalent Sessions)
Hockey	0.69 match equivalent sessions weekly 1.26 training equivalent sessions per week

Harrogate Borough Council

Playing Pitch Strategy – Stage D

- 3.147 This means that some form of hockey-specific mitigation should be considered.
- 3.148 The assessment report Stage C identifies that that the combination of the increase in population across Harrogate District and existing demand, will produce demand for an additional sand-based pitch at the Granby Centre in the future. On the basis that the Green Hammerton/Cattal development creates demand for hockey, then off site contributions should be made for the provision of a second hockey AGP at the Granby Centre.
- 3.149 Any new school developments with playing pitches should have a formal community use agreement in place as part of the planning obligations.

Green Hammerton/Cattal Development Summary.

- 3.150 Football and cricket will require on-site developments. Cricket will also require off-site contributions as will Rugby Union, and Hockey.
- 3.151 The on-site and off-site requirements from the development are provided below:

Table 3.25: Summary of Scenarios Green Hammerton and Cattal - Playing Pitch and Changing Provision Requirements

	Football Hub Requirements (Grass Pitches Only)	Rugby Union - Playing Pitch Requirements	Cricket – Playing Pitch Requirements	Hockey – Playing Pitch Requirements
On site Requirements	<ul style="list-style-type: none"> • 1 adult 11v11 pitch • 3 youth 11v11 pitches • 2 mini soccer pitches. • 8 changing rooms • Contribution towards 11 hours of 3G AGP training use per week. 	None	Contribution of a new six wicket square with changing accommodation of good quality.	None
Off site Requirements	None	Contributions to improve pitches and capacity of play at Knaresborough Rugby Club.	Contributions to improve capacity of play at Kirk Hammerton, Little Ribston and Marton cum Grafton Cricket Clubs.	Contributions towards a second AGP at The Granby Centre, Harrogate.

4 Strategy Objectives and Recommendations

4.1. The objectives of the PPS are:

- **Objective 1:** To **protect** the existing supply of outdoor sports facilities to meet current and future needs, unless scenario testing has concluded otherwise.
 - **Recommendation 1:** Ensure that all existing outdoor sports facilities are protected through the implementation of local planning policy;
 - **Recommendation 2:** Secure tenure and access to sites for clubs focused on increasing participation through a range of solutions and partnership agreements; and
 - **Recommendation 3:** Ensure continued use of education facilities where there is a need. Several schools, and MoD sites are being used in Harrogate District for competitive play, predominantly for football. In some cases, use of pitches has been classified as secure, however, use is not necessarily formal and further work should be carried out to ensure an appropriate community use agreement is in place (including access to changing provision where required).

4.2. Sites which are currently classified as being unsecure in Harrogate District include:

- **Burley Banks Army Foundation College - Harrogate Sub Area;**
- **Harrogate Grammar School - Harrogate Sub Area;**
- **Harrogate High School - Harrogate Sub Area;**
- **King James School - Knaresborough Sub Area; and**
- **Boroughbridge High School - Northeast Sub Area.**

4.3. Ripon RUFC has use of two adult rugby pitches provided through goodwill from the Trust that owns them and it is unclear if there is any community use agreement in place. This should be investigated further, and if required a binding agreement implemented for the continued use of the two adult rugby union pitches.

4.4. The Council should explore opportunities where security of tenure could be granted via lease agreements (minimum 25 years as recommended by Sport England and NGBs) so clubs are able to apply for external funding. This is particularly the case at poor quality local authority sites, possibly with inadequate ancillary facilities, so that quality can be improved, and sites developed.

4.5. Local sports clubs should be supported by partners including the Council and NGBs to achieve sustainability across a range of areas including management, membership, funding, facilities, volunteers, and partnership work.

4.6. Each club interested in leasing a site should be required to meet criteria set by the Council in partnership with NGBs regarding service and/or strategic recommendations. Additional criteria, which considers club quality, aligned to its long-term development objectives and sustainability, will also be required.

Community asset transfer

4.7. The Council should continue to work towards adopting a policy which supports community management and ownership of assets to local clubs, community groups and trusts. This presents sports clubs and National Governing Bodies with opportunities to take ownership of their own facilities; it may also provide non-asset owning sports clubs with their first opportunity to take on a building.

- **Objective 2:** To **enhance** outdoor sports provision and ancillary facilities through improving quality and management of sites.
 - **Recommendation 4:** Improve quality of playing pitches and ancillary facilities;
 - **Recommendation 5:** Adopt a sports hub approach when providing 2 or more playing pitches;
 - **Recommendation 6:** Secure external funding in partnership with other stakeholders; and
 - **Recommendation 7:** Secure developer contributions.

Improve quality

4.8. The following poor-quality sites and/or sites that are overplayed should be prioritised for improvement:

Table 4.1: Football: Pitch quality/overplay improvements sites

Site name	Quality	Analysis area	Pitch type	No. of pitches
Oatlands Park	Poor	Harrogate	Adult 11v11	1
Oatlands Park	Poor	Harrogate	Youth 11v11	1
Crimple Meadow	Poor	Harrogate	Youth 11v11	1
Killinghall Moor	Poor	Harrogate	Youth 11v11	2
Harrogate High School	Poor	Harrogate	Adult 11v11	2
The Stray	Poor	Harrogate	Youth 11v11	5
Rossett School Playing Field/ Rossett Sports Centre	Standard	Harrogate	Junior 9v9	1
Percy Fields, Scotton	Standard	Central	Youth 11v11	2
Knaresborough Celtic Thistle Hill	Good	Knaresborough	Youth 11v11	1
Darley Playing Fields	Poor	Nidderdale	Youth 11v11	1
Boroughbridge Primary School	Standard	Northeast	Adult 11v11	1
Boroughbridge High School	Poor	Northeast	Junior 9v9	1
Mallorie Park – Ripon City	Good	Ripon	Adult 11v11	1

Harrogate Borough Council Playing Pitch Strategy – Stage D

Site name	Quality	Analysis area	Pitch type	No. of pitches
Hell Wath Community Park	Standard	Ripon	Youth 11v11	1
Hell Wath Community Park	Standard	Ripon	Junior 9v9	1
Green Hammerton Playing Fields	Standard	Southeast	Junior 9v9	1
Beckwithshaw Playing Fields	Poor	South	Adult 11v11	1

Table 4.2: Cricket: Pitch quality improvement sites with over play

Site	Sub Area
Blubberhouses Cricket Club	South
Pateley Bridge Cricket Club	Nidderdale
Lofthouse and Middlemoor Cricket Club	Northwest
Rainton Cricket Club	Northeast
Harrogate Cricket Club	Harrogate
Bishop Monkton Cricket Club	Central
Pannal Cricket Club	Harrogate
Whixley Cricket club	Southeast
Birstwith Cricket Club	Nidderdale
North Stainley Cricket Club	Northwest
Kirk Deighton Cricket Club	Northwest

Rugby Union – Pitch Quality improvements

- **Knaresborough Rugby Club;**
- **Harrogate Rugby Club;**
- **Harrogate Python Rugby Club; and**
- **Ripon Rugby Club.**

Improve Quality – Ancillary Facilities

Football

- 4.9. Across the Borough, 6 sites (17%) actively used for football are not serviced by any sort of clubhouse or changing rooms and a further 6 (17%) sites are serviced by poor quality provision. As a result, there are several stakeholders who have aspirations to develop or improve the quality of ancillary provision on the sites they use. These are shown in Table 4.3.

Harrogate Borough Council

Playing Pitch Strategy – Stage D

Table 4.3: Football: Improve Quality – Ancillary Facilities

Pannal Sports FC	Provide a club house with changing rooms at Pannal Community Park.
Darley Playing Fields Association	Refurbish the changing rooms on site
Kirk Deighton Rangers Barr field	Improvements to meet National League Ground Grading Requirements.
Ripon City FC	New changing / clubhouse facilities and aspirations to enter the football pyramid. The club has wider aspirations of moving to a new site.
Oatlands Park	Changing block requires replacement
The Stray	Changing rooms need replacing and are too small for the pitches on site.

Cricket:

Harrogate Sub Area

Table 4.4: Cricket – Harrogate Sub Area: Improve Quality – Ancillary Facilities

Bilton Cricket Club	Need new covers. Orientation of square is not ideal
Harrogate Cricket Club	Score board needs updating, need for a new perimeter fence, buildings need painting and require a new roller.
Killinghall Cricket Club	Aspire to have a non-turf pitch and changing rooms need refurbishing.
Pannal Cricket Club	Require fixed cricket nets non turf. Showers and toilets need refurbishment

South Sub Area

Table 4.5: Cricket – South Sub Area: Improve Quality – Ancillary Facilities

<p>Beckwithshaw Cricket club</p>	<p>Need to invest in changing rooms and clubhouse to keep ageing facilities fit for purpose. Two separate buildings with one for changing and another for hospitality.</p> <p>Practice facilities include a two-lane net with need of some investment to update. Currently no NTP for additional on field practice/matches. This has been highlighted as not a priority from the club.</p> <p>Score box and storage are ok with more investment required at some point but not raised as a major concern at this stage.</p> <p>Playing surface is deemed as satisfactory with the club having sufficient covers.</p> <p>Need car park to be resurfaced and improved entrance.</p>
<p>Follifoot Cricket Club</p>	<p>Extra fixed cricket net would help with junior training and roller needs replacing as does grass cutting equipment. Funding is the issue for any improvement plans so struggling to plan any upgrades to clubhouse, changing rooms, extra training facilities and ground/wicket equipment.</p> <p>Require a new score board.</p>
<p>Sicklinghall Cricket Club</p>	<p>Pavilion burnt down 2016, operating from temporary containers the Club has purchased for changing and are in discussion with ECB about funding for a new pavilion.</p>

Central Sub Area

Table 4.6: Cricket – Central Sub Area: Improve Quality – Ancillary Facilities

<p>Bishop Monkton Playing Fields - Bishop Monkton Cricket Club</p>	<p>Changing rooms in village hall are acceptable but could do with investment.</p>
<p>Ripley Cricket Club</p>	<p>15/04786/COUMAJ planning approval for 1 cricket pitch and 1 football pitch adjacent to current cricket field. Starting 2nd cricket field 2019 New pavilion proposed. Shortfall in finances and require a grant.</p>
<p>Markington Sports Field - Markington Cricket Club</p>	<p>Need for nets</p>

Southeast Sub Area

Table 4.7: Cricket – Southeast Sub Area: Improve Quality – Ancillary Facilities

Great Ouseburn Playing Field - Ouseburn Cricket club	Need for non-turf pitch. Capital to replace ageing equipment & purchase additional equipment such as site screens & covers. Lack of external financial support.
Little Ribston Cricket Club	Changing pavilion needs replacing.
Bilton in Ainsty Cricket Club	Require electricity, pavilion is 40 years old - no female changing rooms or disabled access, which we need to make the space more welcoming for kids and parents. Challenges are funding and a short ground lease. Require fixed and moveable nets.
Kirk Deighton Cricket Club	Non turf pitch is in poor condition and needs fixed cricket nets, would like to find a new location in the village that is suitable and need movable nets as well.
Long Marston Recreation Ground - Long Marston Cricket club	Require motor powered rake; electric scoreboard, need more space in the Village Hall to act as meeting rooms, tearoom, and toilets
Marton Cum Grafton Playing Field - Marton cum Grafton Cricket club	Need outfield mower, a scoreboard and roller.

Nidderdale Sub Area

Table 4.8: Cricket – Nidderdale Sub Area: Improve Quality – Ancillary Facilities

Glasshouses Cricket Club	Require new fencing plus upgrading boundary wall. Need score board
Birstwith Cricket Club -	Need for Generator, machinery shed, and mowers.
Burnt Yates Cricket Club	Require moveable cricket nets and a bigger clubhouse to increase size of changing rooms and showers.
Darley Cricket Club	Would like to have a larger pavilion. Require a roller.
Dacre Banks Cricket Club - Max Pullen Sports Ground	Non-turf pitch is in poor condition, need for fixed cricket nets non turf and do not have movable nets,

Northeast Sub Area

Table 4.9: Cricket – Northeast Sub Area: Improve Quality – Ancillary Facilities

Newby Hall Cricket Club	Non-turf practice areas in need of improvement,
Rainton Cricket Club	Require covers
Alderborough Playing Fields - Boroughbridge & Staveley Cricket Club	Require fixed nets

Northwest Sub Area

Table 4.10: Cricket – Northwest Sub Area: Improve Quality – Ancillary Facilities

Studley Royal Cricket Club – Galphay Lane	Need to refurbish the fixed nets to make them safe to use and fit for purpose again.
Masham Sports Association - Masham Cricket Club	Need a new scoreboard and clubhouse in need of improvement and modernisation, changing rooms needed to accommodate women's and juniors' cricket. Ground also at threat of flooding due to proximity of the river Nidd. Require a new scoreboard
North Stainley Recreation Ground – North Stainley Cricket Club	Require fixed cricket nets and sight screens.

Knaresborough Sub Area

Table 4.11: Cricket – Knaresborough Sub Area: Improve Quality – Ancillary Facilities

Goldsborough Cricket Club	Require fixed nets, moveable nets, roller, and scoreboard.
Knaresborough Cricket Club	Develop and modernise club house.

Ripon Sub Area

Table 4.12: Cricket – Ripon Sub Area: Improve Quality – Ancillary Facilities

West Tanfield Cricket Club	Need to improve the outside patio.
Sharow Cricket Club	Need moveable nets and a new score board
Ripon Cricket Club	Would like to renovate the changing rooms.

Rugby Union

Table 4.13: Rugby Union: Improve Quality – Ancillary Facilities

Ripon RUFC	The clubhouse is of standard quality and used by partner organisations such as Ripon Runners as well as the rugby club. There is a need for additional and gender-friendly changing facilities. The club is developing plans to consider extending the clubhouse to allow better and increased community use by partner organisations. Additional car parking is being considered but is subject to master planning, so as not to impact on pitches and there is a need to secure funds for the project.
Harrogate Pythons RUFC	The rugby club shares the use of the clubhouse and bar facility with the football club through the lease. There is a need for ball stop netting at one end of the ground.

Addressing Overplay

- 4.10. To improve the overall quality of the outdoor facility stock it is necessary to ensure that provision is not overplayed beyond recommended carrying capacity.
- 4.11. It is imperative to engage with clubs to ensure that sites are not played beyond their capacity. Play should therefore be encouraged, where possible, to be transferred to alternative venues that are not operating at capacity. This may include transferring play to 3G pitches or to sites not currently available for community use, but which may be in the future.
- 4.12. For cricket, an increase in the quality of the square and outfield, additional wickets and usage of non-turf pitches (NTPs) is key to alleviating overplay.
- 4.13. For rugby union, additional floodlighting can mitigate some of the overplay as it allows training demand to be spread across a greater number of pitches or unmarked areas. If permanent floodlighting is not possible, portable floodlighting is an alternative, as is the installation of a World Rugby Regulation 22 compliant 3G pitch. Extending the times at which sports lighting could be used on the 3G pitch at Ripon Grammar School would contribute to increased usage.

Increasing Maintenance

- 4.14. Standard or poor grass pitch quality may not be just a result of poor drainage. In some instances, ensuring there is an appropriate maintenance for the level/standard of play can help to improve quality and therefore increase pitch capacity. Each National Governing Body (NGB) can help with reviewing pitch maintenance regimes.
- 4.15. The FA has the Pitch Improvement Programme (PIP) The FA and Football Foundation have launched PitchPower (<https://footballfoundation.org.uk/pitchpower>) - a really simple tool to help individual sites inspect and improve their grass pitches. The site self-inspection will provide regular detailed assessment reports from grounds management experts at the Grounds Management Association, including recommendations on maintaining and improving the quality of the pitches. All key sites should be encouraged to undertake a PitchPower self-assessment and review the report recommendations. Grants are available through the Football Foundation to pay for enhanced grass pitch maintenance works, materials and grounds maintenance machinery where appropriate.
- 4.16. For cricket and the ECB, the equivalent is the Pitch Advisory Service (PAS). This is in partnership with the GMA (Grounds Management Association), ECB, FA, RFU and RFL.

- 4.17. In relation to cricket specifically, maintaining high pitch quality is the most important aspect of the sport. If the wicket is poor, it can affect the quality of the game and, in some instances, become dangerous. The ECB recommends full technical assessments of wickets and pitches available through a Performance Quality Standard Assessment (PQS). The PQS assesses a cricket square to ascertain whether it meets the standards that are benchmarked by the IOG.

Adopt a Sports Hub Approach when Providing 2 or More Playing Pitches.

- 4.18. Harrogate Borough Council wishes to ensure all playing pitch sites with 2 or more pitches are classed as sports hubs. The benefits of this approach enable pitches to be sustainable. NGBs and Sport England support this approach. This is the approach that will be expected for large developments that require on site playing pitches such as Claro Barracks, West of Harrogate and the new settlement proposed at Green Hammerton/Cattal.

Secure External Funding in Partnership with Other Stakeholders

- 4.19. Partners, led by the Council, should ensure that appropriate funding secured for improved sports provision is directed to areas of need, underpinned by a robust strategy for improvement in outdoor sports facilities.
- 4.20. To address the community's needs, to target priority areas and to reduce duplication of provision, there should be a coordinated approach to strategic investment. In delivering this recommendation the Council should maintain a regular dialogue with local partners and through the Steering Group.
- 4.21. Although some investment in new provision will not be made by the Council directly, it is important that the Council seeks to direct and lead a strategic and co-ordinated approach to facility development by education, NGBs, sports clubs and the commercial sector to address community needs whilst avoiding duplication of provision.
- 4.22. One of sport's greatest contributions is its positive impact on public health and it is therefore important to lever in investment from other sectors such as health and wellbeing, for example. Sport and physical activity can have a profound effect on peoples' lives, and plays a crucial role in improving community cohesion, educational attainment, and self-confidence.

Secure Developer Contributions

- 4.23. It is important that the Playing Pitch Strategy (PPS) informs policies and supplementary planning documents by setting out the approach to securing sport and recreational facilities through new housing development.
- 4.24. For playing pitches, the Council should use Sport England's Playing Pitch New Development Calculator as a tool for determining developer contributions linking to sites within the locality. This uses team generation rates (TGRs) from the Assessment Report to determine how many new teams would be generated from an increase in population derived from housing growth. It then converts this into pitch requirements and gives the associated costs (both for providing the provision and for its life cycle).
- 4.25. The PPS should be used to help determine the likely impact of a new development on demand and the capacity of existing sites in the area, and whether there is a need for improvements to increase capacity of existing provision or if new provision is required.

- 4.26. Where a development is located within access of existing high-quality provision, this does not necessarily mean that there is no need for further provision or improvement to existing provision, as additional demand arising from the development is likely to result in increased usage (which can result in overplay or quality deterioration).
- 4.27. Where it is determined that new provision is required to accompany a development, priority should be placed on providing facilities that contribute towards alleviating existing shortfalls within the locality. To determine what supply of provision is provided, it is imperative that the PPS findings are taken into consideration and that consultation takes place with the relevant NGBs. This is due to the importance of ensuring that the stock of facilities provided is correct to avoid provision becoming unsustainable and unused, such as single grass pitch football sites without adequate ancillary facilities or new cricket/rugby grounds located away from existing clubs. Instead, multi-pitch and multi-sport sites should be developed, supported by a clubhouse and adequate parking facilities which consider the potential for future AGP development.
- 4.28. The guidance should form the basis for negotiation with developers to secure contributions to include provision and/or enhancement of appropriate playing fields and subsequent maintenance. Section 106 contributions could also be used to improve the condition and maintenance regimes of the pitches to increase pitch capacity to accommodate more matches.
- 4.29. Several planning policy objectives should be implemented to enable the above to be delivered:
- **Planning consent should include appropriate conditions and/or be subject to specific planning obligations. Where developer contributions are applicable, a Section 106/CIL Agreement or equivalent must be completed that should specify, when applied, the amount that will be linked to Sport England’s Building Cost Information Service from the date of the permission and timing of the contribution/s to be made;**
 - **Contributions should also be secured towards the first ten years of maintenance on new pitches. NGBs and Sport England can provide further and up to date information on the associated costs;**
 - **External funding should be sought/secured to achieve maximum benefit from the investment into appropriate playing pitch facility enhancement and its subsequent maintenance;**
 - **Where new multiple pitches are provided, appropriate changing rooms and associated car parking should be located on site; and**
 - **All new or improved outdoor sports facilities on school sites should be subject to community use agreements.**
- **OBJECTIVE 3:** To **provide** new outdoor sports facilities where there is current or future demand to do so.
 - **Recommendation 8:** Identify opportunities to add to the overall stock to accommodate both current and future demand; and
 - **Recommendation 9:** Rectify quantitative shortfalls through the current stock.

Harrogate Borough Council Playing Pitch Strategy – Stage D

4.30. The Sport Specific Action Plan Appendix C and Site-Specific Action Plans Appendix D provide individual sport recommendations and individual site recommendations by geographic area and reflect the outcomes of the scenarios and identified quantitative and quality improvements identified in Section 3 and in Section 4 of this report.

4.31. The Sport Specific and Individual Site Action Plans are given timescales to deliver:

<p>Short Term Delivered against or worked towards within three years (ahead of the first full review of the PPS);</p>	<p>Medium Term. Delivered within 6 years; and</p>	<p>Long Term. No specific date – In many instances the action is an aspiration and is general support for clubs or other bodies to progress with and is not an action the Council or the Playing Pitch Steering Group have control over.</p>
--	--	---

4.32. The strategic actions within Appendix F and G have also been ranked as low, medium, or high based on cost. These are based on Sport England’s estimated facility costs. The range in which these sit are:

<p>(L) - Low - less than £50k</p>	<p>(M) - Medium - £50k-£250k</p>	<p>(H) - High £250k and above</p>
--	---	--

4.33. In addition to using the planning system to lever in developer contributions, it is recognised that external partner funding will need to be sought to deliver much of the action plan. Although seeking developer contributions in applicable situations and other local funding/community schemes could go some way towards meeting deficiencies and/or improving provision, other potential/match sources of funding should be investigated e.g. look to apply for grants and work with NGBs and Sport England to seek partnership funding for several projects.

4.34. It is important that the PPS Steering Group keep this strategy alive. This will be achieved by:

- **Monitoring the delivery of the recommendations and actions;**
- **Providing up to date annual supply and demand for pitch stock; and**
- **Addressing changing trends and formats for the different pitch sports as they develop and monitoring participation of these changes and trends.**

Summary of Recommendations

Table 4.14: Summary of Recommendations

Objective	Recommendation
OBJECTIVE 1: To protect the existing supply of outdoor sports facilities to meet current and future needs	<ul style="list-style-type: none"> • Recommendation 1: Ensure, that all existing outdoor sports facilities are protected through the implementation of local planning policy; • Recommendation 2: Secure tenure and access to sites for participation-focused development clubs, through a range of solutions and partnership agreements; and • Recommendation 3: Ensure continued use of education facilities where there is a need.
OBJECTIVE 2: To enhance outdoor sports provision and ancillary facilities through improving quality and management of sites	<ul style="list-style-type: none"> • Recommendation 4: Improve quality of playing pitches and ancillary facilities; • Recommendation 5: Adopt a sports hub approach when providing 2 or more playing pitches; • Recommendation 6: Secure external funding in partnership with other stakeholders; and • Recommendation 7: Secure developer contributions.
OBJECTIVE 3: To provide new outdoor sports facilities where there is current or future demand to do so	<ul style="list-style-type: none"> • Recommendation 8: Identify opportunities to add to the overall stock to accommodate both current and future demand; and • Recommendation 9: Rectify quantitative shortfalls through the current stock.

Harrogate Borough Council

Playing Pitch Strategy – Stage D

Disclaimer

Forecasts and recommendations in any proposal, report, appendices or letter produced by SLL or their sub-consultants are made in good faith and on the basis of the information before the Company at the time. Their achievement must depend, among other things, on effective co-operation of the Client and the Client's staff. In any consequence, no statement in any proposal, report, appendix or letter is to be deemed to be in any circumstances a representation, undertaking, warranty or contractual condition.

© 2022 Strategic Leisure Limited
All rights reserved



Harrogate Borough Council

Playing Pitch Strategy

Appendix A – Stage B - Rugby Union Assessment



1. Introduction

- 1.1. This appendix to the Harrogate Playing Pitch Strategy 2019 details the current picture of facility supply and demand for the playing pitch sport of **rugby union** - at playing field sites in the borough.

2. Rugby Football Union Strategic Plan 2017-2021

- 2.1. In 2017, The Rugby Football Union (RFU) adopted the following strategic objectives and policies for the administration and development of the game at all levels in England:

Protect - protecting everything that makes rugby in England special

Engage - engaging and inspiring new audiences

Grow - providing more participation through more opportunities for more people

Win - putting sustainable success at the heart of the professional game

- 2.2. In the area of community rugby facilities the key aims articulated in the strategy relate to the themes of Protect and Grow:
- 2.3. Protect - To support clubs to protect themselves against risks to sustainability including in the area of facilities and their quality.
- 2.4. Grow - Improve player transition from age grade to adult 15 a side rugby; increase female playing numbers; create a community 7 a side offering that is social and fitness focused with reduced contact; improve access to rugby in non-traditional and urban areas; expand places to play through artificial grass pitches particularly in areas where grass pitches are significantly overused.
- 2.5. The RFU's '**Rugby 365**', artificial grass pitch (AGP) programme funds two types of pitches in locations across the country to ensure maximum access and rugby participation:
- **“Rugby Turf”** pitches: pitches on rugby club sites, operated by the RFU, to be used by the host club and other local clubs and education establishments, enabling games to be played and training to be maximised; and
 - **“Rugby Share”** pitches: pitches on community sites with a guaranteed number of hours for use by rugby.

3. Pitch Supply (Step 2)

- 3.1. For all the playing pitch sports included in the scope of the PPS for Harrogate, the supply information been gathered, as far as possible, by a combination of data collection and review, surveys and consultations. 100% of clubs responded to the consultation survey:
- 3.2. Sources of information – The sources of information used to establish current pitch supply were: latest Sport England Active Places Power audit for playing pitches; relevant NGB, county board and club websites; NGB insight data (where available); online survey returns from two of the four borough-based rugby clubs and information provided by schools.
- 3.3. Site visits and inspections – Visits to the rugby pitches in Harrogate and visual, non-technical inspection.

Harrogate Borough Council

Playing Pitch Strategy – Appendix A – Rugby Assessment of Supply and Demand (Stage B)

4. Rugby Supply

4.1. Findings relating to natural turf rugby pitch supply in Harrogate are summarised below.

Number and sizes of pitches

4.2. In the 2018/19 season, there were 31 senior rugby pitches and 11 junior pitches in Harrogate borough across 17 sites - 4 secured club sites and 1 Local authority secured site. The remaining 12 sites are all unsecured.

Table 1: Sites and number of senior and junior rugby pitches across Harrogate Borough

Site Name	Security of Use	Owners	Adult	Junior/Minis	Teams
Army Foundation College	Unsecured	MoD	2	0	
Ashville College Sports & Fitness Yew Tree Lane	Unsecured	Education	5	1	
Ashville College Sports Field Green Lane	Unsecured	Education	0	1	10 school teams
Claro Barracks	Unavailable	MoD	2	0	
Cundall Manor School	Unsecured	Education	0	4	11 school teams
Harrogate Grammar School	Unsecured	Education	2	2	8 school teams
Harrogate High School	Unsecured	Education	0	1	
Harrogate Railway Fc –Harrogate Pytnons Rugby Club	Secured	Club	1	0	
Hay-A-Park Knaresborough Rufc	Secured	Local Authority/Club	2	0	
King James's School	Unsecured	Education	3	0	
Knaresborough Rufc	Secured	Club	1	0	
Outwood Academy Ripon	Unsecured	Education	1	Space for 1 junior	
Queen Ethelburgas College	Unsecured	Education	3 Grass 2Full size 3G	2 Junior 3G (2 3G RFU accredited) 2 Grass	8 school teams
Ripon Grammar School	Unsecured	Education	2 + 3G World 22 compliant pitch from Sept 2019.	0	10 school teams
Ripon Rufc Mallorie Park	Secured	Club	3	0	
Rossett School Sports Field	Unsecured	Education	1	0	2 school teams

Harrogate Borough Council

Playing Pitch Strategy – Appendix A – Rugby Assessment of Supply and Demand (Stage B)

Site Name	Security of Use	Owners	Adult	Junior/Minis	Teams
Rudding Lane (Harrogate Rufc)	Secured	Cub	4 Space for additional pitches.	0	
St John Fisher Catholic High School	Unsecured	Education	1	0	2 school teams

4.3. The current RFU recommendations for mini and youth pitches are:

- **U7 20m x 12m + 5m IGA (in-goal area)**
- **U8 45m x 22m + 5m IGA**
- **U9 60m x 30m + 5m IGA**
- **U10 60m x 35m + 5m IGA**
- **U11/U12 60 x 35m + 5m IGA**
- **U13 Girls 60m x 35M + 5m IGA**

Secured Community Use Pitches

4.4. There are 11 rugby pitches with secured community use. Harrogate Rugby Club 4 pitches (1 with floodlights). Harrogate Pythons Rugby Club lease 1 pitch from Harrogate Railway FC, Knaresborough Rugby Club own 1 pitch and lease 2 pitches from the Local Authority. Ripon Rugby Club own 1 pitch and 2 others are in other ownership at Malorie Park (1 with floodlights).

4.5. Schools with rugby pitches play rugby regularly. St Aiden's play from time to time and on club pitches – Harrogate RUFC – They have played with St John Fishers as a joint Y12/13 team, but no activity on their school site.

Pitch Quality

4.6. Strategic Leisure have visited all sites and non-technical site assessments have been undertaken to provide an overall quality score that is in line with the RFU guidance provided below. The maintenance and drainage scores determine the capacity of a pitch in match equivalents.

Table 2: RFU pitch assessment guidance

Drainage	Maintenance		
	Poor (M0)	Standard (M1)	Good (M2)
Natural Inadequate (D0)	0.5	1.5	2

Harrogate Borough Council

Playing Pitch Strategy – Appendix A – Rugby Assessment of Supply and Demand (Stage B)

Drainage	Maintenance		
	Poor (M0)	Standard (M1)	Good (M2)
Natural Adequate (D1)	1.5	2	3
Pipe Drained (D2)	1.75	2.5	3.25
Pipe and Slit Drained (D3)	2	3	3.5

- 4.7. Table 3 below shows the pitch scores following a non-technical quality assessment of the pitches that are used by the community for rugby in Harrogate. This allows us to understand the capacity of each pitch from a community use perspective, using the capacity calculations in Table 2.

Table 3: Community sites and individual pitch capacity

Site Name	Type of pitch	Drainage Score	Pitch maintenance score	Pitch Capacity	Overall capacity of site
Harrogate RFU	Show Pitch	D3	M2	3.5	14
Harrogate RFU	2 nd Pitch	D3	M2	3.5	
Harrogate RFU	3 rd Pitch	D3	M2	3.5	
Harrogate RFU	4 th Pitch Training Pitch	D3	M2	3.5	
Harrogate Pythons RFU	Pitch 1	D0	M1	1.5	1.5
Ripon Rugby Club	Show Pitch with floodlights	D3	M1	3	7.5
Ripon Rugby Club	Pitch 2 with floodlights	D3	M1	3	
Ripon Rugby Club	Pitch 3	D0	M1	1.5	
Knaresborough Rugby Club	Show Pitch	D1	M1	2	3
Knaresborough Rugby Club Hay – a Park	Pitch 1 with floodlights	D0	M0	0.5	

Harrogate Borough Council

Playing Pitch Strategy – Appendix A – Rugby Assessment of Supply and Demand (Stage B)

Site Name	Type of pitch	Drainage Score	Pitch maintenance score	Pitch Capacity	Overall capacity of site
Knarborough Rugby Club Hay – a Park	Pitch 2	D0	M0	0.5	

- 4.8. **Knarborough Rugby Club** – The show pitch is in good condition alongside a club house built in 2013. The clubhouse has been refurbished e.g. changing rooms. The 2 other pitches leased to the club are slightly sloped and undulating and require attention. There was evidence of mole infestation on both these pitches. The show pitch provides a small training area with some floodlights at the opposite end to the clubhouse. The weekly carrying capacity is 5 match and training equivalent sessions across all 3 pitches.
- 4.9. **Ripon Rugby Club** – The show pitch and clubhouse land are leased to Ripon Rugby Club and the 2 other pitches are owned by others and used with goodwill. The show pitch or first team pitch is in good condition. 2 pitches have slit and pipe drainage the 3rd is natural drainage. The clubhouse is of standard quality. The training pitch has floodlights which have been upgraded in the 2018/19 season. The club has also bought a new tractor. The weekly capacity of the 3 pitches is 8 match and training equivalent sessions weekly. The club has had a pitch advisor visit as part of the RFU Rugby Groundsmen Connected programme and are already working towards improved pitch maintenance.
- 4.10. Over the last 3 years Ripon RUFC has also used the following facilities to enable rugby training and/or the playing of competitive matches at various age grades:
- Outwood Academy pitches
 - Ripon City Football Club pitch
 - Ripon Cricket Club outfield areas
 - Ripon Grammar School sports hall
 - Ripon Leisure Centre sports hall
 - Small AGP pitches on the College Lawns site in Ripon which have been used for training purposes
 - Prior to its closure, the club made very regular use of Ripon Choir School pitches and before that, they used the "public" pitches on the army camp but had to stop using those due to health and safety reasons.
- 4.11. Harrogate Pythons Rugby Club - The 1 pitch at Harrogate Railway Football Club is provided on a 20-year lease from the football club. The rugby club share with the football club the use of the clubhouse and bar facility through the lease. The pitch has drainage issues that need to be addressed and ball stop netting is required at one end, where there is a newish development.
- 4.12. Harrogate Rugby Club – The club moved from Claro Road to Ridding Lane in 2015. The club has a 999-year lease. The purpose-built pavilion is a very high quality, modern clubhouse and the pitches are in good condition. There is additional space for mini rugby pitches but these were not marked out.

Harrogate Borough Council

Playing Pitch Strategy – Appendix A – Rugby Assessment of Supply and Demand (Stage B)

- 4.13. There is 1 training pitch with floodlights. The club has recently received planning permission for a small extension to the club house to provide an outside servery releasing pressure on numbers in the clubhouse. There are extensive facilities for spectators around the show pitch. The club have car parking challenges on Sunday's and match days and to avoid parking along the road the club uses a local business so as to avoid issues with highways. There is a bus stop by the ground. The club has had a pitch advisor visit as part of the RFU Rugby Groundsmen Connected programme and are already working towards improved pitch maintenance.
- 4.14. Over the last 3 seasons the club have also trained at:
- The Army Foundation College; this included a few matches being played here,
 - Harrogate Town Football Club
 - Boston Spa School (Leeds LA) Sandbased AGP
 - Leeds Beckett University

Proposed Rugby Supply Changes

- 4.15. The identified supply changes are:
1. Provision of a new World Rugby turf pitch at Ripon Grammar School in 2019. A community use agreement is being prepared with rugby and football club partners. The pitch has been signed off as a world rugby compliant pitch on the 29th November 2019 and is being used by Ripon Rugby Club.
 2. Discussions are at an early stage with Harrogate Railway FC and the County FA and Football Foundation regarding provision of a 3G football turf pitch and the club's ground. Harrogate Pythons have a 20-year lease of 1 pitch at Harrogate Railway clubs' ground and consideration could be given for a World Rugby turf pitch at this site to accommodate football and rugby.
 3. Harrogate Grammar School are in discussion with England Athletics regarding provision of a 4 lane athletics track with some thro facilities. This could mean the loss of a rugby pitch at the site with a possible mitigation of a World Rugby Regulation 22 3G pitch. The RFU are happy to work with the school and England Athletics on it as the loss of one pitch with access to a World Rugby compliant 3G pitch could provide potential mitigation. Any formal comments would need to go through Sport England and the NGBs MOU agreement on consultation.

Harrogate Borough Council

Playing Pitch Strategy – Appendix A – Rugby Assessment of Supply and Demand (Stage B)

Key Supply Change proposals near borough boundary

- 4.16. The main committed change to supply near the borough boundary is the development of a 3G pitch at Prince Henry’s Grammar School Otley– the school are working with the FA and Football Foundation on provision for a 3G football turf pitch which will be World Rugby 22 compliant. Based on programmed usage to date it is highly unlikely any Harrogate based usage would happen on site.
- 4.17. Current planning applications for playing pitch sites in Harrogate borough that have potential implications for the future supply of playing pitches are:

Table 4:

Playing Pitch planning proposals	Impact on Outdoor Sports Supply
King James School, Knaresborough Planning permission approved to change sand dressed AGP to 3G with floodlight’s restriction on floodlights to 9.00pm partner clubs Knaresborough Celtic and Scotton Scorchers	Will provide much needed football training facilities for the Knaresborough area and match play facilities to compensate for lack of pitch supply.
St Aiden’s Church of England High School Harrogate have submitted a planning application for a 3G pitch to replace a grass pitch. It is understood the application was withdrawn in March 2019. However, the school are still fundraising for the 3G pitch	It is understood that there were issues with floodlighting and therefore may not be available for community use in the future if the FTP comes to fruition.
Ripon Grammar School - Planning permission for 3G pitch at Ripon Grammar School (World 22 Rugby). Currently being built. There is a community use agreement in place and rugby club usage has been agreed. However, more appropriate floodlight hours would support improved usage. There are floodlight restrictions 8.00pm.	Will provide needed training facilities for football and rugby in the Ripon area but will be restricted by the floodlight restrictions. Level of football usage still to be decided. This needs a watchful eye.
New Pannal Sports FC pitches located on Leeds Road opposite the Mercedes-Benz dealership between Harrogate and Pannal Village, the 13 acre site will ultimately accommodate a cricket square and outfield, two full-size football pitches, U11/U12 areas and a small training zone at the top level, two seven-a-side pitches on the mid terrace and a further two 5-a-side pitches on the lower end near the site earmarked for the car park and clubhouse. The pitches have seeded well and it is hoped they will be ready for the 2019/20 season. The club are fund raising for the new pavilion or a temporary pavilion until Section 106 funding towards the pavilion comes to fruition.	This will ensure that Pannel Sports FC has a home base and free up other sports pitches in and around Harrogate. The club will still have to use alternative pitch sites for some games.

Harrogate Borough Council

Playing Pitch Strategy – Appendix A – Rugby Assessment of Supply and Demand (Stage B)

Playing Pitch planning proposals	Impact on Outdoor Sports Supply
<p>Harrogate Local Plan - H36 – Former Police Training Centre, Yew Tree Lane.</p> <p>The SA recognises that the loss of playing fields will require mitigation in accordance with Policy HP6, and informed by the most recent evidence available. Full planning permission was granted on 25 October 2018 for site H36 (14/02970/FULMAJ). In granting permission, the issue of the loss of the playing fields was considered. Sport England took a lead role in negotiations to establish a satisfactory solution. The agreed solution was on site provision below the existing level and a commuted sum payable for off-site improvements to compensate for the loss of football pitches and a cricket pitch. Sport England agreed this money (£440k) should go to Pannal Junior Sports and their new development off Leeds Road.</p>	<p>Section 106 provision for the Pannal Sports facility above and maintaining on site provision albeit reduced.</p>
<p>Harrogate Local Plan - H16 – Playing Fields, Harrogate College. The college and associated playing fields lie adjacent to one of Harrogate Town’s key employment sites, served by a rail station on the Leeds-Harrogate-York rail line; expansion of which would bring significant economic benefits. Local Plan Policy HP6 provides for the protection of existing sport, open space and recreation facilities. In respect of site H16 the SA recognises that the loss of playing fields will require mitigation in accordance with that policy, informed by the most recent evidence available. Sport England has raised an objection to this site in respect of loss of playing fields, however they have confirmed to the council in an email dated 9 November 2018 that: ‘Where Sport England is aware that the Council is producing the evidence base, we will be more relaxed with our objection to the Local Plan provided that any policies and their supporting text make reference to the emerging studies and that any site allocations that result in the loss of sport facilities reference is made.</p> <p>On a previous residential scheme on the site (dismissed on appeal due to a technicality) it was accepted by all parties (including Sport England) that the provision of a 3G pitch (plus a financial contribution to the provision of enhanced cricket and football facilities at Ripley Cricket Club) was sufficient to outweigh the loss of grass pitches on site based on a qualitative versus quantitative argument.</p>	<p>This site is currently unused but will require mitigation of playing fields.</p>
<p>Harrogate Local Plan R25 – Claro Barracks. Local Plan Policy HP6 provides for the protection of existing sport, open space and recreation facilities. The SA recognises that the loss of playing fields will require mitigation in accordance with Policy HP6, and informed by the most recent evidence available. In determining any application on this site, the mitigation required in line with policy HP6 will be considered in light of the most up to date evidence.</p> <p>Sport England has raised an objection to this site in respect of loss of playing fields.</p> <p>The council has agreed a Statement of Common Ground (SoCG) with the Defence Infrastructure Organisation (DIO) and Homes England in respect of Deverell Barracks, Claro Barracks and Laver Banks [EX/SoCG/01].</p>	<p>The mitigation of playing pitches on this site will provide for additional playing pitches for new residents of any new development and provide improvements and necessary playing pitch requirements for Ripon generally. Off field site opportunities at Ripon Rugby Club would be supported in line with Sport England Playing Field’s Policy.</p>

Harrogate Borough Council

Playing Pitch Strategy – Appendix A – Rugby Assessment of Supply and Demand (Stage B)

Playing Pitch planning proposals	Impact on Outdoor Sports Supply
<p>In this statement the parties agree ‘that the issue of sports field provision should be dealt with holistically within the masterplan and the correct approach to determining the appropriate level of onsite sport and recreation facilities will be through having regard to HDLP Policies HP6 and HP7, informed by an updated Outdoor Sports Strategy, and the Barracks site masterplan’. The SoCG at Appendix 5 sets out the agreed approach to the proposed development having regard to Sport England’s policy, the identified exceptions and policy set out in the NPPF.</p>	
<p>Percy Fields – Scotton Scorchers have provided 2 new pitches on land adjacent to Percy Fields. Now complete and ready for use.</p>	<p>These 2 pitches will assist in ensuring the club has a home base and has sufficient pitch facilities on one site.</p>
<p>Ripon Leisure Centre – Camp Close Football Pitch.</p> <p>An application to build a new leisure centre on the site of the existing Ripon Leisure Centre and Camp Close football pitch has been submitted.</p>	<p>The football pitch is currently unused. It is understood that it will be replaced by an improved quality football pitch and have access to changing rooms at the new leisure centre. The existing pitch has not been used for some years.</p> <p>The question is should funding be given to improve off site facilities that are used. e.g. Hellwath Community Park for improvements to existing pitches or provision towards bringing unused land into use.</p>
<p>18/02240/EIAMAJ Site: Land Comprising Field at Kirk Hammerton Lane. Green Hammerton. Outline planning application for the demolition of identified existing buildings and development of up to 3,000 residential dwellings (Use Class C3) inclusive of up to 1ha of land for retirement properties (Use Class C3/C2), floorspace for A1/A2/A3/A4/A5 Use Classes, 2 primary schools (including nurseries) (Use Class D1), non-residential institutions and leisure floorspace (Use Classes D1/D2), employment land (Use Classes B1/B2/B8), open space, landscaping, outdoor sport and recreation facilities and associated infrastructure including roads, foot bridges, utilities, landscaping, drainage (including surface water attenuation facilities)</p>	<p>Football Association have identified potential number of pitches required 1 Adult 11v11, 1 Youth 11v11 2 Youth 9v9 Mini Soccer and suitable pavilion provision offering changing rooms, toilet and catering facilities. Adequate car parking provision should also be provided, including the potential for overspill parking at peak times. Should the proposed development at Flaxby Golf Club go ahead (17/05234/EIAMAJ), the FA would want to try and ensure that the football facilities offered are aligned to the demand both developments will bring given their close proximity, and not dealt with in isolation.</p> <p>Rugby Football union have identified a need for additional rugby pitches but off-site contributions would be better suited to improve capacity at existing grounds.</p> <p>England Cricket Board – There will be a need for a ball strike risk assessment and clubs in the area have aspirations to expand. Possible need for onsite or offsite contributions.</p> <p>The parameter plan proposes the provision of primary schools, which will have the potential to provide sports facilities including playing pitches.</p>

Harrogate Borough Council

Playing Pitch Strategy – Appendix A – Rugby Assessment of Supply and Demand (Stage B)

Playing Pitch planning proposals	Impact on Outdoor Sports Supply	
	Statutory Expiry Date	Sat 31 Aug 2019
	Agreed Expiry Date	Sat 31 Aug 2019
(17/05234/EIAMAJ Flaxby Golf Club	<p>Football Association have identified a need for 2x full-size 11v11, 1x youth 11v11 and 2 mini soccer pitches. Suitable pavilion offering changing rooms, toilet and catering facilities.</p> <p>ECB have local teams that are at capacity and need additional facilities. Ball Strike Risk Assessment will be required.</p> <p>RFU have stated there is a pitch deficiency in the area and unless an existing rugby club wished to relocate to the site it is the RFU's view that developer contributions to existing sports provision off-site would have a greater impact for rugby union in the area and support the growth of the game locally through better quality pitches.</p>	
18/01886/DISCON Application for approval of details required under condition 4 (Ground conditions) of planning permission 17/02123/REMMAJ - Reserved matters application (Access, Layout, Scale, Appearance and Landscaping) for erection of 128 dwellings including sports pitches and public amenity space approved under outline application 16/05447/DVCMAJ. Site of Pannal Business Park Station Road Pannal North Yorkshire.	Statutory Expiry Date	Sun 30 Jun 2019
	Agreed Expiry Date	Sun 30 Jun 2019
	Planning Permission provides for 1 junior 9 v 9 and 1 7 v 7 football pitch.	

Harrogate Borough Council

Playing Pitch Strategy – Appendix A – Rugby Assessment of Supply and Demand (Stage B)

5. Pitch Demand (Step 3)

- 5.1. For all four sports of the main playing pitch sports, the following pitch demand information, has been gathered, as available, by a combination of data collection and review, surveys and consultations:
- 5.2. The sources of information used to establish current rugby pitch demand were:
- Online survey returns from the Harrogate Pythons and Knaresborough rugby clubs re: teams, patterns of use and unmet demand.
 - Sport England tools - i.e. Active Places Power and Sports Market Segmentation (SMS) trends and latent demand.
 - Rugby Football Union - phone consultations
 - Club and league websites.

Rugby Demand

- 5.3. Findings relating to rugby pitch demand in Harrogate are summarised below.

Clubs and Teams

- 5.4. Harrogate currently has 4 rugby clubs based in the borough, Harrogate Rugby Club, Harrogate Pythons Rugby Club, Knaresborough Rugby Club and Ripon Rugby Club. All 4 clubs currently play all their home matches in the borough. Most training is also accommodated at the four clubs' home grounds with the exception of Harrogate Pythons who use HG3 Gym Pannal on Monday evenings and during the dark winter months train at Rossett Sports Centre on Wednesday evening.
- 5.5. These clubs had the following teams and registered playing members in 2018/19:
- **Harrogate Python RFC** – 2 adult (male) teams.
 - **Knaresborough RFC** – 2 adult teams, Junior Development - U8 and U10.
 - **Ripon RFC** - 3 adult (male), U8 Academy, U16, U15, U14, U13, U12, U11, U10, U9, U8, U7. Women and Girls U18 and U15. 15 teams in total. An occasional veteran's team.

Harrogate Borough Council

Playing Pitch Strategy – Appendix A – Rugby Assessment of Supply and Demand (Stage B)

- 5.6. The club also host school matches, which add to the demand on their site, this has included various inter-school tournaments and rugby initiatives over the last few years.
- **Harrogate Rugby Club** – 3 adult men’s teams and veterans’ team, Women’s 1st XV, Women’s 2nd XV, Colts Academy U18 (colts and Juniors), Girls, U16 and U15, U14, U13, U12, U11, U10, U9, 25 teams (U14 – U9). Total of 33 teams.
- 5.7. The club host regular Harrogate Primary School Tag Rugby and competitive school’s rugby festivals/fixtures.
- **Schools Rugby** - Reflecting the strong club structure, participation in rugby in schools in Harrogate Borough is high in comparison to most other areas of the country. Ashville College (10 school Teams), Cundall Manor (8 school teams), Harrogate Grammar School (8 school teams), Queen Ethelburgas College (8 school teams), Ripon Grammar School (8 school teams), St John Fishers High School (2 school teams) and Rossett School (2 school teams) all regularly participate in rugby. In addition, many primary schools participate in Tag Rugby and there have been several festivals held this year for the School Cluster partnerships. Engagement in rugby at an early age is likely to lead to ongoing participation and many schools have strong links with the local clubs.

Training and Match Demand

- 5.8. The capacity for pitches to regularly accommodate competitive play, training and other activity over a season is determined by quality. As a minimum, the quality, and therefore the capacity, of a pitch affect the playing experience and people’s enjoyment of playing rugby. In extreme circumstances it can result in the inability of the pitch to cater for all or certain types of play during peak and off-peak times.
- 5.9. To enable an accurate supply and demand assessment of rugby pitches, the following assumptions are applied to site by site analysis:
- **All sites that are used for competitive rugby matches are included on the supply side.**
 - **All competitive play is on senior sized pitches (except for where mini or junior pitches are provided).**
 - **From U14 upwards, teams play 15 v 15.**
 - **Mini teams (U7-12) play on half of a senior pitch i.e. two teams per senior pitch.**
 - **For senior and youth teams the current level of play per week is set at 0.5 for each match played based on all teams operating on a traditional home and away basis (assumes half of matches will be played away).**

Harrogate Borough Council

Playing Pitch Strategy – Appendix A – Rugby Assessment of Supply and Demand (Stage B)

- For mini teams, play per week is set at 0.25 for each match played based on all teams operating on a traditional home and away basis and playing across half of one adult team pitch or mini pitch.
 - Most male adult club rugby takes place on a Saturday afternoon.
 - Colts Rugby U18 takes place on Sundays,
 - All U13-18 rugby takes place both midweek and weekends on a Sunday morning.
 - Women's rugby union takes place traditionally on Sunday's pm unless it's University Rugby, which takes place Wednesday afternoons.
 - Training that takes place on club pitches is reflected by the addition of team equivalents. 2 teams training on one pitch on one evening = one match equivalent session.
 - Quality of pitches determines the capacity or number of times a pitch can be played. The RFU has set guidance standards for the number of matches that each grass pitch type should be able to accommodate without adversely affecting its current quality (pitch capacity).
- 5.10. **Harrogate Python RFC** – 2 adult (male) teams play on Saturday afternoons and train on Mondays and Wednesdays. The club does not use the current pitch to train on. If the club held all match and training on the pitch the demand would be for 2.5 match and training equivalent sessions weekly and capacity is identified as 1.5 match and training equivalent sessions per week a shortfall of 1 match and training equivalent session. Demand for competitive matches on a Saturday afternoon can be met.
- 5.11. **Knaresborough RFC** – 2 adult teams play on a Saturday afternoon and train on Tuesday and Thursday evenings. The junior development teams U8 and U10 training takes place Saturday mornings. Demand is for 3 match and training equivalent sessions weekly and capacity is identified as 3 match and training equivalent sessions per week. Currently there is neither a shortfall nor over supply. We also understand that training takes place off the pitches. Demand for competitive matches on a Saturday afternoon can be met.
- 5.12. **Ripon RFC** - Senior men's training takes place Tuesdays and Thursdays and the teams play Saturday afternoons. Women and girls team train on Monday evenings and play on Sundays. The U18 academy team plays on Sundays and trains Tuesday and Thursday evenings. The under 16, U15, U14 and U13's play on Sundays and train on Wednesday evenings. The U12, U11, U10, U9, U8 and U7's train and play on Sundays. Demand is for 13 match and training equivalent sessions and capacity is identified as 7.5 match and training equivalent sessions. Currently there is a shortfall of 5.5 match and training equivalent sessions. Demand for competitive matches can be met on a Saturday afternoon. However, when added to the training demand, overall the site is overplayed.

Harrogate Borough Council

Playing Pitch Strategy – Appendix A – Rugby Assessment of Supply and Demand (Stage B)

- 5.13. **Harrogate RFC** – 3 adult men’s teams and veterans’ team, Women’s 1st XV, Women’s 2nd XV, Academy (Colts and Juniors), Girls U 15 and U16, U15, U14, U13, U12, U11, U10, U9, 25 teams (U14 – U9). Total of 35 teams.
- 5.14. Senior men’s training takes place Tuesday and Thursday evenings along with women’s training. Senior men’s matches are Saturday afternoons and women on Sunday afternoons. Colts and Academy training takes place on Wednesday evenings and matches on Sunday. U16 girls train on Monday evenings and play on Sundays. U16, U15, U14 and U13’s train on Wednesdays and play on Sundays U15 girls train on Wednesdays and play on Sundays. U12 train on Wednesdays and play on Sundays. U11, U10, U9, U8 U7 and U6 train and play on Sundays. This is equivalent to 22 match and training equivalent sessions and capacity is identified as 14. Currently there is a shortfall of 8 match and training equivalent sessions. There is however, space for mini pitches at least 2 to be provided at the ground. or an additional full-size pitch

Unmet Demand

- 5.15. Clubs have identified unmet demand and aspire to further growth of members and informal participation although consider that that they are operating at capacity on the playing areas they currently have available.
- 5.16. Participation in the girls and women’s game has grown at Harrogate and Ripon Rugby Clubs.

Latent Demand

- 5.17. By providing and promoting more opportunities for social play (e.g. vets sides) and less physically demanding forms of the game (e.g. Adult Touch and TAG) it is clear there is good potential to grow the game further in Harrogate borough.
Harrogate Pythons Rugby Club have sufficient members to start a 3rd team but require a pitch for them to play. Knaresborough Rugby Club have stated they want to provide for 2 adult male teams, a women’s team and 1 mini team in the near future. Ripon rugby club has stated they wish to provide an additional youth team. Harrogate rugby club has stated they would like to provide 1 more senior male team, a third ladies team, another Colts team and an estimated 3 more Junior teams, but current facilities don’t meet the demand.

Exported demand

- 5.18. There is no imported demand for rugby in Harrogate borough. In other words, no clubs and teams based in other boroughs play or train on rugby pitches in Harrogate borough. There is however, exported demand as Harrogate Rugby Club regularly travel outside the borough to use training provision.

6. The Situation at Individual Sites (Step 4) Rugby Sites

- 6.1. **Harrogate Pythons Rugby Club** – The club has recently signed a lease with the trustees at Harrogate Railway Football club for 20 years and have 18 years remaining. They have use of 1 pitch that requires attention with regards to drainage and 1 end of the ground is close to a new development. The club does not train at the ground and wishes to expand with an additional team. However, this will require a second pitch. Harrogate Railway Fc have currently had discussions with the county football Association and the football foundation regarding provision of a 3GFTP. If there was a possibility of 3G pitch provision on the site then a World Rugby 3G pitch providing for football and rugby should be considered.
- 6.2. **Knaresborough Rugby Club** – The provision of the club house will encourage more playing members and the new pitch has been down for 5 years and is improving with each year. The remaining 2 pitches are undulating and require drainage works to improve the capacity. Floodlights on at least 1 pitch would assist for training purposes. The club wishes to grow and will require the above works to be undertaken to resolve current and future capacity issues.
- 6.3. **Ripon Rugby Club** – We understand the club only has lease/ownership rights over the clubhouse and 1 pitch. The 2 other pitches on site are provided on goodwill for use by the rugby club. The club currently uses pitches at Outwood Academy for junior and mini training. The World 22 at Ripon Grammar School with its community use agreement in place will assist in meeting some of the capacity issues at the club. The club has upgraded its floodlight in the 2018/19 season and purchased a new tractor to help with its ground's maintenance. The club requires additional outdoor playing and training space (a floodlit all-weather outdoor facility) and indoor training space. These are desperately required to alleviate congestion, especially on a weekend but also to relieve the strain of year-round use of grass pitches/areas. Training and playing pitch space on Sunday mornings is at a premium and is managed by staggering start and finish times. Overuse has led to a deterioration in pitch quality standards. The provision of more pitch space would allow them to accommodate greater numbers across all age grades, including adult. This, in turn, would mean more teams, or greater numbers in those teams. The club needs all-weather training and playing facilities, additional and gender-friendly changing facilities. Cancellation of games occurs with water pooling and overuse when wet. The site is also used by Ripon Runners. The club are developing plans to consider extending the clubhouse to allow better and increased community use by partner organisations. The club are considering additional car parking, which is subject to master planning so as not to impact on pitches and there is a need to secure funds for the project.
- 6.4. **Harrogate Rugby Club** – Very good quality facilities and space available to provide for at least 2 mini/midi pitches or one full size pitch to meet some of the club's mini rugby capacity. Ongoing improvement of facilities of what used to be farm land but training facilities come nowhere near what is required. The club has said that professionally advised volunteers have made big improvements to the pitches but material costs have been very high in spite of the voluntary labour. The club still has inadequate playing and training facilities for both Senior, Ladies and Junior Rugby. In inclement weather they have to rent alternative facilities. The club requires expanded changing facilities and artificial playing and training surfaces. Initial drainage problems have been improved by chain harrowing, sanding, fertilizing and weed treatment. Rabbit infestation a big problem for which they have had to employ a contractor. Drainage problem in one corner has been remedied but another one is still a problem. Even with 6 changing rooms, this is often inadequate for the club's needs. There is a particular problem on Sundays with Mini, Junior, Colts and Ladies Rugby taking place



Harrogate Borough Council

Playing Pitch Strategy

Appendix A – Stage B – Cricket Assessment



Harrogate Borough Council

Playing Pitch Strategy – Appendix A – Cricket Assessment of Supply and Demand (Stage B)

1. Introduction

- 1.1 This appendix to the Harrogate Playing Pitch Strategy 2019 details the current picture of facility supply and demand for the playing pitch sport of **cricket** - at playing field sites in the borough.
- 1.2 The likely future picture of provision is assessed based on potential changes in supply (both committed and planned projects within the borough and its travel catchment), forecast changes in the resident population informed by the targets for new housing in the Borough, national trends in participation and the development aspirations of the clubs based in the borough.
- 1.3 The policies, development programmes and investment priorities of the national governing body for the sport will also influence the future picture of facility supply and demand for the sport in Harrogate. These are summarised in Section 2 below.

2. Inspiring Generations 2020 – 24 Strategy for Cricket

- 2.1 Cricket in England and Wales has seen strong growth since the launch of the strategic framework for the game – ‘Cricket unleashed – in 2015.’ Inspiring Generations’ builds on the strong foundations laid by ‘Cricket unleashed’ and this document lays out the strategy to grow cricket in England and Wales 2020 – 24.
- 2.2 At the heart of this strategy is a single unifying purpose, which gets to the core of what the game can do for society both on and off the field. This is coupled with an ambition for what success looks like by the end of this strategic period to ensure that our game is in an even stronger position than it is today.
- 2.3 The strategy purpose is:

‘We connect communities and improve lives by inspiring people to discover and share their passion for cricket’
- 2.4 The 2024 ambition is:

‘A generation inspired to say that ‘CRICKET IS A GAME FOR ME’

2020-24 PRIORITIES AND ACTIVITIES

Grow and Nurture the Game. The Core

- Create an Infrastructure Investment Fund for FCCs
- Introduce a new Community Investment Fund for FCCs and CCBs
- Invest in club facilities
- Develop the role of National Counties Cricket (formerly Minor Counties)
- Further invest in county competitions
- Drive governance reform across the whole game

Inspire Through Elite Teams

- Increase investment in the county talent pathway
- Incentivise the counties to develop England players
- Drive the performance system through technology and innovation
- Create heroes and connect them with a new generation of fans

Make Cricket Accessible

- Broaden cricket's appeal through the New Competition
- Create a new digital community for cricket
- Install non-traditional playing facilities in urban areas
- Continue to deliver the South Asian Action Plan
- Launch a new participation product, linked to the New Competition

Engage Children and Young People

- Double cricket participation in primary schools
- Deliver a compelling and coordinated recreational playing offer from age five upwards
- Develop our safeguarding to promote safe spaces for children and young people

Transform Women and Girl's Cricket

- Grow the base through participation and facilities investment
- Launch centres of excellence and a new elite domestic structure
- Invest in girls' county age group cricket
- Deliver a girls' secondary school programme

Support Our communities

- Double the number of volunteers in the game
- Create a game-wide approach to Trusts and Foundations through the cricket network
- Develop a new wave of officials and community coaches
- Increase participation in disability cricket

SUSTAINABILITY

- Build Reserves
- Commercialise the strategy
- Review and challenge the games cost base
- Introduce a game wide leadership programme

All Stars Cricket

- 2.5 All Stars Cricket provides a first experience for all children aged 5-8 years old where they're guaranteed 8 weeks of jam-packed fun, activity and skills development. The programme is designed to introduce children to the sport, teaching them new skills, helping them make new friends and have a great time doing so.

Dynamos Cricket

- 2.6 Dynamos Cricket – Provides the next step for those graduating from All Stars Cricket and is an introduction for all 8 – 11-year olds new to the sport. Complementing junior cricket, Dynamos provides children with a social offer focussed on developing fundamental movement skills and applying them in an exciting game of countdown cricket.

Women and Girls Cricket

- 2.7 Women and Girl's Cricket – In 2019 a Women and Girl's Cricket action plan was adopted by the ECB. The comprehensive ten-point action plan aims to transform all elements of women's and girls' cricket in England and Wales to increase engagement, grow representation and improve opportunities across the game. The plan focuses on five key objectives:

- **Participation:** To increase the number of women and girls playing cricket recreationally
- **Pathway:** To develop aspiring female cricketers (U11-17) as players and people
- **Performance:** To drive the performance of England women's cricket through a new semi-professional, eight region structure
- **Profile:** To elevate the profile of women's cricket through The Hundred, the England Women's team and the elite game
- **People:** To increase the representation of women across the cricket workforce

Making Cricket a Game for Everyone – Engaging South Asian Communities. An ECB Action Plan 2018

- 2.8 **The aims of the strategy are to:**

- **Create more opportunities** for South Asian communities to engage with cricket, whether playing, supporting or working in the game
- **Remove the barriers** to involvement and participation in cricket for South Asian players and fans
- **Build strong relationships** between South Asian communities, ECB, counties, clubs and the cricket network
- **Use cricket to make a positive difference to communities**

- 2.9 The ECB Action Plan has set out 11 recommended actions of the customer journey.

3. Harrogate Borough Cricket Pitch Supply (Step 2)

- 3.1. For all the playing pitch sports included in the scope of the PPS for Harrogate, the supply information has been gathered, as far as possible, by a combination of data collection and review, surveys and consultations:
- 3.2. *Sources of information* – The sources of information used to establish current pitch supply were: latest Sport England Active Places Power audit for playing pitches; the county board, Play Cricket and individual cricket club websites; online survey returns from cricket clubs (77% return rate), meetings and phone consultation with club representatives, plus information provided by schools..
- 3.3. *Site visits and inspections* – Visits to all of the club cricket pitches and school/college fine turf cricket pitches in Harrogate and visual, non-technical inspection.

Cricket Supply

- 3.4. Findings relating to cricket pitch supply in Harrogate are summarised below.

Number and sizes of pitches

- 3.5. In the 2019 season, there were 51 maintained fine turf cricket squares providing 477 pitches across Harrogate Borough in the 2019 cricket season, across 49 sites used by community cricket clubs.
- 3.6. There are 2 sites that are classed as unsecure.
- 3.7. There are 6 non-turf pitches at 6 secured community use sites.
- 3.8. In addition to the above fine turf supply there are 9 school sites with cricket squares or a non turf pitch within the borough. Clubs do not usually access the schools natural grass cricket pitch facilities. Ashville College Cricket Club currently have a women's team playing in the Nidderdale Women's Cricket League and use one of two cricket grounds at Ashville College.
- 3.9. There is a non-turf pitch provided by the MoD at the Army Foundation College and no cricket facilities identified at Claro Barracks. However, consultation with Ripon Cricket Club identified that the army use their cricket facilities for matches.
- 3.10. The Harrogate Police Foundation College is a closed site proposed for development. A second cricket ground at Newby Hall Estate previously used by Newby Hall Cricket Club has been closed but will reopen again if the club can field a third team in the future.

Harrogate Borough Council

Playing Pitch Strategy – Appendix A – Cricket Assessment of Supply and Demand (Stage B)

- 3.11. Staveley Cricket club have amalgamated with Boroughbridge and their old ground is dormant at HG5 9JU. Dishforth Sports Association no longer provide cricket facilities as the club folded some years ago.

Local Authority Parks Pitches

- 3.12. There are no identified cricket pitches managed by Harrogate Borough Council provided in Local Parks.

Secured and Unsecured Community Use Pitches

- 3.13. All club sites except for 2 are secured for community use. Knaresborough Forest Cricket Club have a lease arrangement with Marston's Brewery and is classed as unsecured on the basis that the club cannot obtain a long-term lease and Ashville College School is classed as an unsecured site.
- 3.14. School sites which are not used by clubs but would-be unsecured usage if they were available for use or used are provided in table 1 below.
- 3.15. Some sites have squares that are not orientated correctly and or have a short distance between the boundary and some wickets. Where this has occurred the number of wickets/pitches has been reduced at the site.

Table 1: Harrogate Borough School Cricket Facilities

Site	Post Code	Management	Unavailable	Squares	Pitches	Non-Turf Pitch
Ashville College School Colts Square	HG2 9JP	Education	Unavailable	1	9	0
Ashville College School	HG2 9JX	Education	Unavailable	0	0	1
Army Foundation College	HG3 2SE	MoD	Unavailable	0	0	1
Cundall Manor School	YO61 2RW	Education	Unavailable	3	15	0
Harrogate Grammar School	HG2 0DZ	Education	Unavailable	1	1	0
King James School	HG5 8EB	Education	Unavailable	1	8	0
Queen Ethelburgas college	YO26 9SS	Education	Unavailable	1	6	1
Ripon Grammar School	HG4 2DG	Education	Unavailable	1	10	0
Rossett School Sports Field	HG2 9JP	Education	Unavailable	0	0	1
St John Fisher Catholic High School	HG2 8PT	Education	Unavailable	0	0	1

Harrogate Borough Council

Playing Pitch Strategy – Appendix A – Cricket Assessment of Supply and Demand (Stage B)

3.16. A summary of the supply of cricket pitches with community use is provided in table 2 below. The table provides post code, ownership, secured/ unsecured, number of squares, number of natural fine turf pitches, non turf pitches, quality of grass pitches and pavilions. Some sites have squares that are not orientated correctly and or have a short distance between the boundary and some wickets/pitches. In this instance the number of pitches that can be played by adult teams has been reduced to accommodate realistic pitch play throughout the season.

Table 2: Supply of Community Use Cricket Pitches

	Playing Pitch Sites – currently providing community use for cricket	Post Code	Ownership	Secured/ Unsecured/ Unavailable/ Community Use	Squares	Pitches (grass)	Pitches (non turf)	Quality Grass Pitches	Quality of Pavilion	Sub Area
1	Ashville College School	HG2 9JP	Education	Unsecured	1	9	0	Good	Good	Harrogate
2	Burton Leonard Playing Field – Burton Leonard Cricket Club	HG3 3RU	Parish Council	Secured	1	5	0	Good	Good	Central
3	Markington Sports Field – Markington Cricket Club	HG3 3NR	Club	Secured	1	6	1	Standard	Standard	Central
4	Bishop Thornton Cricket Club	HG3 3DJ	Club	Secured	1	12	1	Standard	Good	Central
5	Almsbury Ova Almsbury Playing Fields. Pannal Ash CC 2019 Season.	HG2 8EF	Leased to Pannal Ash Junior FC	Secured	1	6	0	Standard	Good	Harrogate
6	Blubberhouses Cricket Club	LS21 2NY	Club	Secured	1	6	0	Standard	Good	South
7	Green Hammerton Village Hall Playing Field – Green Hammerton Cricket Club	YO26 8AB	Parish Council	Secured	1	10	1	Good	Good	South East
8	Kirk Hammerton Cricket Club	YO26 8DB	Club	Secured	1	8	0	Standard	Good	South East
9	Little Ribston Cricket Club	LS22 4EP	Club	Secured	1	6	0	Standard	Poor	South East
10	Pateley Bridge Cricket Club	HG3 5HQ	Parish Council	Secured	1	10	0	Good	Good	Nidderdale

Harrogate Borough Council

Playing Pitch Strategy – Appendix A – Cricket Assessment of Supply and Demand (Stage B)

	Playing Pitch Sites – currently providing community use for cricket	Post Code	Ownership	Secured/ Unsecured/ Unavailable Community Use	Squares	Pitches (grass)	Pitches (non turf)	Quality Grass Pitches	Quality of Pavilion	Sub Area
11	Newby Hall Cricket Club	HG3 4HQ	Parish Council	Secured	1	13	0	Good	Good	North East
12	Lofthouse and Middlemoor Cricket Club	HG3 5RJ	Unknown	Secured	1	2	0	Poor	Standard	North West
13	Rainton Cricket Club	YO7 3PS	Club	Secured	1	9	0	Standard	Good	North East
14	Knaresborough Cricket Club	HG5 8EP	Club	Secured	1	19	0	Good	Good	Knaresborough
15	Spofforth Cricket club	HG3 1BA	Club	Secured	1	12	0	Good	Standard	South
16	Galphay Lane – Studley Royal Cricket Club	HG4 2QR	Club	Secured	1	18	0	Good	Good	North West
17	Old Deer Park – Studeley Royal Cricket Club	HG4 3DY	Club	Secured	1	7	0	Good	Good	North West
18	Harrogate Cricket Club	HG2 9BP	Club	Secured	1	20	0	Good	Good	Harrogate
19	Harrogate Cricket Club	HG2 9BP	Club	Secured	1	9	0	Good	Good	Harrogate
20	Harrogate Cricket Club	HG2 9BP	Club	Secured	1	7	0	Good	Good	Harrogate
21	Bishop Monkton Playing Fields - Bishop Monkton Cricket Club	HG3 3QL	Parish Council	Secured	1	8	0	Good	Good	Central
22	Ripley Cricket Club	HG3 3AX	Club	Secured	1	12	0	Good	Poor	Central
23	Scotton Cricket Club	HG5 9HZ	Health Authority	Secured	1	9	0	Good	Good	Central
24	Bilton Cricket Club	HG1 3DQ	Club	Secured	1	15	0	Good	Good	Harrogate

Harrogate Borough Council

Playing Pitch Strategy – Appendix A – Cricket Assessment of Supply and Demand (Stage B)

	Playing Pitch Sites – currently providing community use for cricket	Post Code	Ownership	Secured/ Unsecured/ Unavailable Community Use	Squares	Pitches (grass)	Pitches (non turf)	Quality Grass Pitches	Quality of Pavilion	Sub Area
25	Pannal Cricket Club	HG3 1PF	Other	Secured	1	10	0	Good	Standard	Harrogate
26	Goldsborough Cricket Club	HG5 8NJ	Club	Secured	1	7	0	Good	Standard	Knaresborough
27	Knaresborough Forest Cricket Club	HG5 8JL	Leased to club by Marston's Brewery	short term leases / unsecured	1	8	0	Good	Poor	Knaresborough
28	West Tanfield Cricket Club	HG4 3HQ	Club	Secured	1	12	0	Standard	Good	Ripon
29	Sharow Cricket Club	HG4 5BQ	Village Hall	Secured	1	4	0	Standard	Good	Ripon
30	Beckwithshaw Cricket club	HG3 1QL	Club	Secured	1	13	0	Standard	Poor	South
31	Follifoot Cricket Club	HG3 1DS	Club	Secured	1	12	0	Good	Poor	South
32	Sickinghall Cricket Club	LS22 4BH	Club	Secured	1	10	0	Good	Poor	South
33	Bilton in Ainsty Cricket Club	YO26 7NL	Club	Secured	1	8	0	Good	Poor	South East
34	Great Ouseburn Playing Field – Ouseburn Cricket club	YO26 9RL	Club	Secured	1	6	0	Good	Standard	South East
35	Long Marston Recreation Ground – Long Marston Cricket Club	YO26 7LW	Community Organisation	Secured	1	8	1	Good	Standard	South East
36	Whixley Cricket Club	YO26 8AY	Club	Secured	1	11	0	Good	Good	South East
37	Birstwith Cricket Club	HG3 2PL	Club	Secured	1	6	0	Good	Good	Nidderdale

Harrogate Borough Council

Playing Pitch Strategy – Appendix A – Cricket Assessment of Supply and Demand (Stage B)

	Playing Pitch Sites – currently providing community use for cricket	Post Code	Ownership	Secured/ Unsecured/ Unavailable Community Use	Squares	Pitches (grass)	Pitches (non turf)	Quality Grass Pitches	Quality of Pavilion	Sub Area
38	Burnt Yates Cricket Club	HG3 3EG	Local Authority Lease to club	Secured	1	8	0	Standard	Standard	Nidderdale
39	Glasshouses Cricket Club	HG3 5QH	Club	Secured	1	8	0	Good	Good	Nidderdale
40	Hampsthwaite Cricket Club	HG3 2HB	Club	Secured	1	8	0	Good	Good	Nidderdale
41	Alderborough Playing Fields – Boroughbridge & Stavely Cricket Club	YO51 9EA	Sports Association	Secured	1	12	0	Standard	Good	North East
42	Highside Playing Field - Kirby Malezeard Cricket Club	HG4 3SH	Parish Council	Secured	1	7	0	Standard	Good	North West
43	Masham Sports Association - Masham Cricket Club	HG4 4DY	Sports Association	Secured	1	13	0	Good*	Poor	North West
44	North Stainley Recreation Ground – North Stainley Cricket Club	HG4 3JT	North Stainley Recreation Trust	Secured	1	11	0	Standard	Good	North West
45	Kirk Deighton Cricket Club	LS22 4EG	Club	Secured	1	5	1	Standard	Poor	South East
46	Darley Cricket Club	HG3 2QJ	Club	Secured	1	6	0	Standard	Standard	Nidderdale
47	Marton Cum Grafton Playing Field - Marton cum Grafton Cricket Club	YO51 9QJ	Parish Council	Secured	1	6	0	Standard	Poor	South East
48	Ripon Cricket Club	HG4 2QH	Club	Secured	1	12	0	Standard	Poor	Ripon
49	Killinghall Cricket Club	HG3 2DN	Club	Secured	1	8	0	Standard	Good	Harrogate
50	Wath and Malmerby Cricket Club	HG4 5JB	Parish Council	Secured	1	12	0	Good	Good	North East

Harrogate Borough Council

Playing Pitch Strategy – Appendix A – Cricket Assessment of Supply and Demand (Stage B)

	Playing Pitch Sites – currently providing community use for cricket	Post Code	Ownership	Secured/ Unsecured/ Unavailable Community Use	Squares	Pitches (grass)	Pitches (non turf)	Quality Grass Pitches	Quality of Pavilion	Sub Area
51	Dacre Banks Cricket Club - Max Pullen Sports Ground	HG3 4EB	Playing Fields Association	Secured	1	8	1	Standard	Good	Nidderdale
TOTAL					51	477	6			

*Good quality but frequently floods.

Quality of Fine Turf Pitches

- 3.17. The quality of the fine turf pitch supply in the borough is mixed between ‘Good’ and ‘Standard’.
- 3.18. 30 cricket grounds are identified as ‘Good’ quality provision. However, 1 of these has serious regular flooding issues. A further 20 cricket grounds are ‘Standard’ quality grounds, and 1 ground is rated as ‘Poor’ quality.

Quality of Ancillary Facilities

- 3.19. As far as the ancillary facilities are concerned, the quality is varied between ‘Good’, ‘Standard’ and ‘Poor’. 31 grounds provide ‘Good’ quality pavilion provision, 9 grounds provide ‘Standard’ quality provision, and 11 sites provide ‘Poor’ quality provision.

Distribution of Pitches

- 3.20. Cricket pitches are relatively evenly distributed although there are fewer facilities in Knaresborough and Ripon than in other parts of the borough, particularly when taking into account the size of the population in these areas. The majority of pitches that are not available to the local community (school pitches) are located in Harrogate Town.
- 3.21. Two clubs have access to two grounds – Harrogate Cricket Club have 2 squares and Studley Royal CC have access to two grounds. Newby Hall Cricket club has recently given up its lease on a second ground at Newby Hall Estate. If the club was to provide a third team in the future the Newby Hall Estate has assured the club it would provide the second ground if required.
- 3.22. Some club’s teams must access other club’s grounds to play their home matches. These clubs are:
- Ripley Cricket Club - 3rd X1 & 4th X1 play at Hampsthwaite cricket Club and Bishop Thornton CC.

Harrogate Borough Council

Playing Pitch Strategy – Appendix A – Cricket Assessment of Supply and Demand (Stage B)

- Birstwith Cricket club – 3rd X1 play at Bishop Monkton Cricket club.
- Great Ouseburn Cricket Club - 3rd X1 either use Kirk Hammerton Cricket Club or Marton Cum Grafton Cricket Club.
- Killinghall Cricket Club – stated they have rented their ground out to Knaresborough Forest Cricket Club in the past and will be renting their ground to Pannal Ash Cricket club for the next 2 seasons due to work being undertaken at the Pannal Ash Ground. According to Pannal Ash Cricket Club no decision had been taken on where the club would be playing in the 2020 season.
- Corinthians Cricket club use wixley Cricket club for mid-week evening games.

3.23. The new Pannal Community Park has the base sub structure for a 6-pitch cricket square provided on the top field. The site will also provide a non turf cricket pitch.

Cricket Supply Known Planning Applications

3.24. Planning applications identified in consultation for change in the supply of cricket pitches in Harrogate are:

1. Ripley Cricket Club - 15/04786/COUMAJ planning approval for 1 cricket pitch and 1 football pitch adjacent to current cricket field. Starting 2nd cricket field 2019. New pavilion proposed. Club has a shortfall in finances and require a grant. The club are in discussion with the ECB.
2. LPA ref 18/02118/OUTMAJ - Land adjacent to Goldsborough Cricket Club - Outline application for up to 40 dwellings in Goldsborough. The proposed ball stop fencing design is acceptable to ECB. Details of the maintenance and management of the fencing at reserved matters stage is acceptable to ECB.
3. Bluecoat Park Development Outline planning permission - 15/00798/EIAMAJ – On completion will provide a relocated cricket pitch including changing facility. This is the home ground of Pannal Ash Cricket Club. The cricket club have played at the Almsford Oval in the 2019 season and are considering options for where to play in the 2020 season. Pannal Ash CC are to be provided with a new ground to replace their current home ground, which is being developed for housing at Bluecoats. It is currently unknown if the developers of the site will come in with reserved matters to progress the extant outline permission or else come in with a new scheme / variation of the outline. Any new outline application will have to provide the level of facilities as previously agreed, however any additional housing will lead for the need of additional playing pitch facilities to be provided.
4. Ref: 18/02240/EIAMAJ - Land Comprising Field at Kirk Hammerton Lane. Green Hammerton this development comprising 3,000 houses will require a Overarching Recreation and Open space Master Plan Master Plan for provision of pitches and ancillary facilities. The site is adjacent to an existing cricket pitch to the east of the B6265. Notwithstanding the intervening highway, the proposed housing would potentially be within striking distance of the cricket wicket giving rise to a potential conflict with the use of the playing field for cricket due to ball strike. The provision of ball strike netting still needs to be resolved.

Harrogate Borough Council

Playing Pitch Strategy – Appendix A – Cricket Assessment of Supply and Demand (Stage B)

4. Cricket Demand (Step 3)

4.1. For all four major playing pitch sports included in the PPS scope, the following pitch demand information, has been gathered, as available, by a combination of data collection and review, surveys and consultations:

4.2. *Sources of information* – The sources of information used to establish current cricket pitch demand were:

- Online survey returns from Harrogate Cricket Clubs, (77% of clubs) re: teams, patterns of use, unmet demand etc.
- Sport England tools – Active Places Power.
- Yorkshire Cricket Board website
- Club and league websites.

Cricket Demand

4.3. Findings relating to cricket pitch demand in Harrogate are summarised below.

Clubs and Teams

4.4. The table below identifies the cricket clubs across Harrogate borough and the number of teams within the clubs.

Table 3:

Number of Clubs	Harrogate Cricket Clubs	Teams	Teams	Teams	Teams	Teams
		Adult Male	Adult Midweek	Adult Female	Junior Male	Junior Female
1.	Ashville College Cricket Club	0	0	1	0	0
1	Burton Leonard Cricket Club	2	0	1	2	0
2	Markington Cricket Club	1	1	0	0	0
3	Bishop Thornton Cricket Club	2	0	0	1	0
4	Pannal Ash Cricket Club	1	0	0	0	0
5	Blubberhouses Cricket Club	2	0	0	0	0
6	Green Hammerton Cricket Club	2	1	0	0	0
7	Kirk Hammerton Cricket Club	1	0	0	0	0

Harrogate Borough Council

Playing Pitch Strategy – Appendix A – Cricket Assessment of Supply and Demand (Stage B)

Number of Clubs	Harrogate Cricket Clubs	Teams	Teams	Teams	Teams	Teams
		Adult Male	Adult Midweek	Adult Female	Junior Male	Junior Female
8	Little Ribston Cricket Club	1	0	0	0	0
9	Pateley Bridge Cricket Club	2	1	1	4	0
10	Newby Hall Cricket Club	2	0	0	0	0
11	Lofthouse and Middlemoor Cricket Club	1	0	0	0	0
12	Rainton Cricket Club	2	2	0	2	0
13	Knaresborough Cricket Club	3	3	0	6	2
14	Spofforth Cricket Club	2	2	0	4	0
15	Studley Royal Cricket Club	4	1	0	5	0
16	Harrogate Cricket Club	5	2	1	11	1
17	Bishop Monkton Cricket Club	2	2	0	4	0
18	Ripley Cricket Club	4	1	0	6	0
19	Scotton Cricket Club	2	2	0	0	0
20	Bilton Cricket Club	2	1	0	3	0
21	Pannal Cricket Club	2	0	1	10	1
22	Goldsborough Cricket Club	2	2	0	0	0
23	Knaresborough Forest Cricket Club	2	2	0	2	0
24	West Tanfield Cricket Club	2	2	0	0	0
25	Sharow Cricket Club	1	1	0	0	0
26	Beckwithshaw Cricket Club	3	0	1	5	0
27	Follifoot Cricket Club	3	1	0	5	0
28	Sickinghall Cricket Club	2	2	1	2	2
29	Bilton in Ainsty Cricket Club	2	1	0	3	0
30	Great Ouseburn Cricket club	3	0	0	7	2
31	Long Marston Cricket Club	3	0	0	1	0

Harrogate Borough Council

Playing Pitch Strategy – Appendix A – Cricket Assessment of Supply and Demand (Stage B)

Number of Clubs	Harrogate Cricket Clubs	Teams	Teams	Teams	Teams	Teams
		Adult Male	Adult Midweek	Adult Female	Junior Male	Junior Female
32	Whixley Cricket Club	2	2	0	3	0
33	Birstwith Cricket Club	2	2	1	5	0
34	Burnt Yates Cricket Club	2	2	0	0	0
35	Glasshouses Cricket Club	1	1	1	0	0
36	Hampsthwaite Cricket Club	1	0	0	0	0
37	Boroughbridge & Staveley Cricket Club	2	1	0	0	0
38	Kirby Malezeard Cricket Club	1	0	0	0	0
39	Masham Cricket Club	2	1	1	5	0
40	North Stainley Cricket Club	2	2	1	5	3
41	Kirk Deighton Cricket Club	2	1	0	3	0
42	Darley Cricket Club	2	0	0	0	0
43	Marton cum Grafton Cricket Club	1	0	0	0	0
44	Ripon Cricket Club	2	0	0	0	0
45	Killinghall Cricket Club	1	2	0	0	0
46	Wath and Malmerby Cricket Club	2	1	0	0	0
47	Dacre Banks Cricket Club	2	2	0	0	0
	Totals	95	47	11	104	11

- 4.5. There are 47 community cricket clubs based in the borough. Between them, the 47 clubs support 95 adult male open age teams either playing on a Saturday or Sunday. The peak time of play is a Saturday. A further 47 adult male teams play midweek cricket in an evening league.
- 4.6. There are 11 women's teams and 11 junior girls' teams although there are a number of mixed teams amongst the remaining 104 boy's teams.

All Stars Cricket (5-8-year olds)

- 4.7. All Stars Cricket is a nationwide programme developed by the ECB and the Elite Coach Development team that aims to inspire 5 to 8-year olds to take up cricket and to acquire the skills to play the game and connect them to the stars of English cricket.

Harrogate Borough Council

Playing Pitch Strategy – Appendix A – Cricket Assessment of Supply and Demand (Stage B)

4.8. In Harrogate there are 16 identified clubs that have undertaken All Stars coaching. These are:

- Knaresborough Cricket Club - 16 sessions – 73 participants
- Ripley Cricket Club – 8 sessions – 32 participants
- Scotton Cricket Club – 1 session – 1 participant
- Pannal Cricket Club – 10 sessions – 38 participants
- Goldsborough Cricket Club – 1 participant
- Knaresborough Forest Cricket Club – 12 sessions – 44 participants
- Beckwithshaw Cricket Club – 10 sessions – 50 participants
- Sicklinghall Cricket Club – 8 sessions – 35 participants
- Bilton in Ainsty Cricket Club – 10 sessions – 22 participants
- Ouseburn Cricket Club – 1 session – 0 participants
- Long Marston Cricket Club – 2 sessions – 8 participants
- Masham Cricket Club - 12 sessions - 16 participants
- North Stainley Cricket Club – 18 sessions – 23 participants
- Kirk Deighton Cricket Club – 8 sessions – 25 participants
- Marton cum Grafton Cricket Club – 1 session – 1 participant

Women's Softball

4.9. 5 Clubs have been identified as providing Women's softball sessions. These are:

- Harrogate Cricket Club – 1 session – 30 participants
- Goldsborough Cricket Club – 1 session 0 participants
- Sicklinghall Cricket Club – 1 session 10 participants
- Masham Cricket Club – 2 sessions – 12 participants
- North Stainley Cricket Club – 15 sessions – 15 participants

Unmet demand

4.10. None of the community clubs has identified unmet demand (for example waiting lists for junior sections).

Harrogate Borough Council

Playing Pitch Strategy – Appendix A – Cricket Assessment of Supply and Demand (Stage B)

Latent and Future demand

- 4.11. More accessible facilities and shorter, less formal game formats are being developed and promoted by the ECB in response to national research into the state of the game and to encourage more participation within these groups.
- 4.12. Non-traditional community cricket - i.e. single teams, predominantly comprising players of South Asian or Black Caribbean heritage playing short format cricket in community or commercial leagues - is not currently taking place in Harrogate borough. Neither is informal Street 'Tapeball' Cricket taking place on an identifiable scale in any locations in the borough.
- 4.13. Currently no clubs in the borough have disability cricket sections.
- 4.14. Some clubs have identified that the adult men's game particularly within village cricket clubs are finding it hard to maintain teams. Some clubs have had to amalgamate and others are struggling to provide 11 players. However, there is notable growth in Women's and girls' participation. Women's growth has been seen with the introduction of women's softball.
- 4.15. Clubs that have identified that they wish to provide additional teams over the next 2 seasons are:
 - Newby Hall Cricket Club – 1 friendly team
 - Knaresborough Cricket Club – 1 adult women's team and 1 under 15 girls' team
 - Studley royal Cricket Club – 1 Under 17 team, 1 under 15 boys' team and 1 under 11 team.
 - Harrogate Cricket Club – 1 under 15 girls' team
 - Bishop Monkton Cricket Club – 1 development team ½ adults ½ juniors
 - Ripley Cricket Club – under 15 girls' team
 - Scotton Cricket Club – 1 adult mixed team
 - Bilton Cricket Club – 1 adult women's team and 1 Under 15 mixed team
 - Pannal Cricket Club – 1 under 11 girls' team and 1 development team
 - Beckwithshaw Cricket Club – 1 women's team
 - Follifoot Cricket Club – 1 under 17 team, 1 under 15 team and a mixed girls and women's team
 - Sickinghall Cricket Club – 1 under 9 male team and 1 under 9 girls' team
 - Bilton in Ainsty Cricket Club - Keep the 20+ under 7's together through the age group and have a future intake from All Stars Cricket.
 - Boroughbridge and Staveley Cricket club – under 14 boys' team
 - Masham Cricket Club – 1 women's team and 1 girls' team
 - North Stainley Cricket Club – 1 girls' team and 1 under 17 team
 - Kirk Deighton Cricket Club – 1 mixed team Under 11
 - Ripon Cricket Club – 1 men's team, 1 disability team and 1 women's team

Harrogate Borough Council

Playing Pitch Strategy – Appendix A – Cricket Assessment of Supply and Demand (Stage B)

- Walth and Malmersbury Cricket Club – 1 men’s team

Displaced demand

- 4.16. There is no known imported demand for cricket in Harrogate borough. In other words, no clubs and teams based in other boroughs play at cricket grounds in Harrogate borough.

Club Consultation and Pitch Visit Information

- 4.17. The following information has been gathered from the consultation with clubs and site visits:

Table 4:

Playing Pitch Sites – currently providing community use for cricket	Comments
Ashville College	Good quality facilities. Women s team play in the Nidderdale Women’s Evening Cricket League. Summer holidays the grounds are used by Freddie Flintoff cricket Camp. Ashville college School has an additional square (Colts Square) and an area with a non turf pitch. The school in 2019 played 24 boys games mainly on a Saturday and 4 mixed games.
Burton Leonard Cricket Club	Facilities considered good small safety margins and some uneveven areas. Football on site. Significant short boundary to the east club only use 5 wickets for adults,
Bishop Monkton Playing Fields - Bishop Monkton Cricket Club	Small club and facilities, well maintained, changing rooms in village hall are acceptable but could do with investment. Birstwith 3rd X1 play 11 games at the ground.
Markington Sports Field - Markington Cricket Club	Need for nets
Bishop Thornton Cricket Club	Slight slope
Ripley Cricket Club	3rd & 4th X1 play at Hampsthwaite, all stars 8 sessions 31 participants, increase by U11 female, need moveable cricket nets, 15/04786/COUMAJ planning approval for 1 cricket pitch and 1 football pitch adjacent to current cricket field. Starting 2nd cricket field 2019 New pavilion proposed. Shortfall in finances and require a grant

Harrogate Borough Council

Playing Pitch Strategy – Appendix A – Cricket Assessment of Supply and Demand (Stage B)

Playing Pitch Sites – currently providing community use for cricket	Comments
Pateley Bridge Cricket Club	<p>Seen 1 moveable net and sight screens on site – the club maybe playing at an alternative ground at Killinghall Cricket Club for 2 seasons due to works at their home ground.</p> <p>Significant restriction on boundary to the west - likely unable to use 4+ strips for adult cricket</p>
Newby Hall Cricket Club	<p>Well maintained ground, good clubhouse with kitchen, non-turf practice areas in need of improvement, club wishing to get back to provide more teams particularly a friendly team. Main square is not orientated correctly.</p>
Rainton Cricket Club	<p>Require covers, ample parking available. Roller present at the site. Damage on the outfield caused by rabbits.</p>
Bilton Cricket club	<p>Need new covers.</p> <p>Particularly good facility including three training nets (non turf). Adequate parking. Orientation is not ideal</p>
Harrogate Cricket club	<p>Women's Softball 4 teams in the league, hosting softball festival in September 2019, Royal London women's 3 games 2019, vitality women's 20/20 6 games 2019, Yorkshire 2nd X1 2 games, girls coaching takes place throughout the year.</p> <p>Score Board needs updating, need for a new perimeter fence and buildings need painting. Require a new roller - shortage volunteers.</p> <p>Main square – 20 pitches but restricted due to east and west boundary for adult cricket and significant restriction for junior cricket on west side strips.</p> <p>3rd square is only used for juniors and practice nets (this is the one on south east = Should only be used for junior cricket carrying capacity</p>
Ripley Cricket Club	<p>Wish to provide a 2nd cricket field adjacent to existing field with new pavilion proposed. Shortfall in finances and require a grant. Resurfacing fixed nets. Ensuring continuity of new U9 junior members. Ensuring pathway for older juniors into senior teams.</p> <p>Require mobile nets.</p> <p>15/04786/COUMAJ planning approval for 1 cricket pitch and 1 football pitch adjacent to current cricket field.</p>
Scotton Cricket Club	<p>Drop off in younger players. Lack of will to play whole Saturday pm and evening games.</p>
Killinghall Cricket Club	<p>Need to improve the quality of the wicket and get a non turf pitch.</p> <p>Rent the ground out: has been to Knaresborough Forest, next two seasons it may be Pannal Ash Cricket Club that hire facilities at Killinghall. Killinghall Cricket Club changing rooms need refurbishing. Challenge for the club is attracting youngsters</p>

Harrogate Borough Council

Playing Pitch Strategy – Appendix A – Cricket Assessment of Supply and Demand (Stage B)

Playing Pitch Sites – currently providing community use for cricket	Comments
Pannal Cricket Club	<p>Require fixed cricket nets non turf. Club was in discussion with Pannal Sports over user of their new ground for a 2nd pitch to be used for juniors. There will in the future be provision of a 6-strip square and match play non turf pitch at Pannal Junior Football Club.</p> <p>Club has stated Falling participants in the senior age groups especially in 20s as many of our juniors go onto higher education and do not return. New nets are important. Upgrade of showers and toilets important. Lack of volunteers on the committee</p>
Goldsborough Cricket Club	<p>Fixed nets 2 non turf. Goldsborough Cricket club main concern is adjoining land being developed for housing - LPA a ref 18/02118/OUTMAJ - Land adjacent to Goldsborough Cricket Club - Outline application for up to 40 dwellings in Goldsborough. The proposed fencing design is acceptable to ECB. Details of the maintenance and management of the fencing at reserved matters stage is acceptable to ECB.</p> <p>Require fixed nets, moveable nets, roller and scoreboard.</p> <p>12 pitch strips but orientation is not ideal with restrictions on boundaries both sides of the square for adult cricket reduced to 7 pitches for adult matches.</p>
Knaresborough Cricket Club	<p>Develop and modernise club house, we are at full capacity for playing so another ground will be needed very soon. Recruitment of volunteers is still a problem but is the same every year.</p>
Knaresborough Forest Cricket Club	<p>12 pitch square Not ideal orientation - some restriction on boundaries both sides of the square for adult cricket - only use 8 for adult</p> <p>KFCC is constantly challenged by the fact that the ground is leased from the Marston's Brewery and do not offer the cricket club long term secured lease agreements. Meanwhile, many local people in the immediate and further area regard the cricket grounds to be open public spaces, which KFCC does not mind and would think it to be a great shame if it was lost to the development of housing or a caravan park.</p> <p>Wish to enhance the size and quality of the changing rooms, increase and improve number of male and female toilet facilities, also to improve shower room, to provide private cubicles. This will require additional accommodation. Also, our electricity supply is inadequate to provide warm air dryers, power showers, extractor fans etc. We wish to make these areas more family friendly as we attract a growing number of junior and female participants and their families.</p> <p>Need to replace 2 bay cricket nets non turf, new pavilion, scoreboard, and moveable nets.</p>
West Tanfield Cricket Club	<p>Need to improve the outside patio, Shortage of players to many clubs in the area village cricket is dying</p>
Sharow Cricket Club	<p>Good clubhouse and pitch. No practice area/nets, Restricted boundaries for adult cricket particularly to the west side - approximately 4-5 wickets impacted significantly</p> <p>Need moveable nets and a new score board - challenge is paying rent fees to the village hall</p>

Harrogate Borough Council

Playing Pitch Strategy – Appendix A – Cricket Assessment of Supply and Demand (Stage B)

Playing Pitch Sites – currently providing community use for cricket	Comments
Beckwithsahw Cricket club	<p>Significantly impacted boundaries both east and west - losing at least 7 strips for adult cricket</p> <p>Need to refurbish clubhouse and changing rooms and to keep ageing facilities fit for purpose. Have women players but insufficient to make a team currently.</p> <p>Need car park to be resurfaced and improved entrance.</p>
Blubberhouses Cricket Club	Club has an issue with moles
Follifoot Cricket Club	<p>Extra fixed cricket net would help with junior training and roller needs replacing as does grass cutting equipment. Funding is the issue for any improvement plans so struggling to plan any upgrades to clubhouse, changing rooms, extra training facilities and ground/wicket equipment.</p> <p>Require a new score board.</p>
Sicklinghall Cricket Club	Pavilion burnt down 2016, operating from temporary containers the club have purchased for changing and are in discussion with ECB re-funding for new pavilion.
Spofforth Cricket club	Challenge is keeping members and players the square is not ideal orientation
Studley Cricket Club	Old Deer Park - 9 strips but at least 2 restricted due to boundary size on the East side
Great Ouseburn Playing Field - Ousebuen Cricket club	<p>Orientation is not ideal although there is 18 strips on the square - the boundary to some of these strips are severely restricted and therefore only 6 wickets should be considered for the purpose of match play carrying capacity</p> <p>Need for non-turf pitch. Capital to replace ageing equipment & purchase additional equipment such as site screens & covers. Lack of external financial support.</p> <p>Site shared with football and evidence of dog fouling.</p>
Green Hammerton Cricket Club	Football pitch close to square. 2 cricket screens were present but no practise nets were visible. There was a separate scorers hut.
Kirk Hammerton Cricket Club	Outfield uneven in parts
Little Ribston Cricket Club	Changing pavilion poor, good grass cover and outfield uneven in parts
Bilton in Ainsty Cricket Club	Orientation not ideal and there is some boundary restriction on the sides in this case N/S

Harrogate Borough Council

Playing Pitch Strategy – Appendix A – Cricket Assessment of Supply and Demand (Stage B)

Playing Pitch Sites – currently providing community use for cricket	Comments
	<p>Require electricity, pavilion is 40 years old - no female changing rooms or disabled access, which we need to make the space more welcoming for kids and parents. Challenges are Funding and a short ground Lease.</p> <p>Require fixed and moveable nets.</p>
Kirk Deighton Cricket Club	<p>Non turf pitch poor condition, need for fixed cricket nets non turf, need to find a new location in the village that is suitable. We need movable nets as well.</p> <p>There was a small amount of litter on the outfield which was out keeping with the quality of the facility.</p>
Long Marston Recreation Ground - Long Marston Cricket club	<p>Orientation not ideal</p> <p>Attempted to start an All stars scheme last year but didn't attract enough participants. Require motor powered rake; electric scoreboard, need more space in the Village Hall to act as meeting rooms, tea room and toilets</p>
Marton Cum Grafton Playing Field - Marton cum Grafton Cricket club	<p>Need outfield mower. We will be improving the club house over the winter this is in hand. Issues with maintaining players, obtaining administrators and ground staff.</p> <p>Need a scoreboard and roller.</p> <p>Damage to the outfield caused by rabbits. Football posts present on the outfield, evidence of a 'kickabout'. The site is difficult to drive to due to the steep nature of the track leading to the facility.</p>
Whixley Cricket Club	Lack of Opposition
Birstwith Cricket Club -	<p>Need for Generator, machinery shed, mowers.</p> <p>Lack of funding as we are a single sports club.</p>
Burnt Yates Cricket Club	<p>Orientation is East / West and not ideal.</p> <p>Juniors in this area are accommodated by bigger clubs - we would like to grow a junior section but struggle due to competition from other clubs. Require moveable cricket nets and a bigger clubhouse to increase size of changing rooms and showers.</p>
Glasshouses Cricket Club	<p>Require new fencing plus upgrading boundary wall. Need score board ours blew down 2 years ago A new traditional Scoreboard would be useful. Lack of funding for specific projects. Income about pays for normal expenses</p> <p>Well maintained club, lack of parking, private road, with little signage. Have advertised ground sharing and state showers have been replumbed and in good working order</p>

Harrogate Borough Council

Playing Pitch Strategy – Appendix A – Cricket Assessment of Supply and Demand (Stage B)

Playing Pitch Sites – currently providing community use for cricket	Comments
Hampsthwaite Cricket Club	Had long term plans to grow the CC back to when we had three men's, ladies, and 1 junior team, but there is no demand in the village at present. We are part of the Hampsthwaite Sports Club that includes football and cricket but have lost our football field for other uses and need suitable space for a full-sized men's soccer pitch before we can make further progress.
Alderborough Playing Fields - Boroughbridge & Staveley Cricket Club	Orientation not ideal East/West Football played on site, use indoor nets at Boroughbridge High School. Require fixed nets
Wath and Malmerby Cricket Club	Junior fun session take place but no identified junior teams Couple of strips to the west would have restricted boundary for adult cricket Challenge is player retention. The pavilion has recently been refurbished Junior fun session stake place but no identified junior teams
Highside Playing Field - Kirby Malezeard Cricket Club	Challenge is having enough players to field a team each week need a scoreboard. Multi-purpose club for football, tennis, cricket, bowls, MUGA, Good club, well maintained ground, good clubhouse, football and cricket on same pitch, slightly uneven outfield.
Masham Sports Association - Masham Cricket Club	Need a new scoreboard and clubhouse in need of improvement and modernisation, changing rooms needed to accommodate women's and juniors' cricket also at threat of flooding due to close proximity of the river Nidd. Were flooded in 2015 and very close again in early 2019. Lack of senior players. Lack of volunteers. Potential flood threat. All contributing to financial pressures Require a new Scoreboard
North Stainley Recreation Ground – North Stainley Cricket Club	Need more coaches, managers and adult support plus a groundsman -Lack of quality coaches, availability of players, lack of commitment from parents for league games and tournaments. Low numbers of under 15- and 17-year olds Require fixed cricket nets and sight screens.
Darley Cricket Club	Orientation not ideal - and the Long boundary (along the wicket) is very short Would like to have a larger pavilion. Require a roller.
Studley Royal Cricket Club	Need fixed cricket nets grass – need refurbish the fixed nets to make them safe to use and fit for purpose again. Challenge is keeping juniors playing through the age groups.

Harrogate Borough Council

Playing Pitch Strategy – Appendix A – Cricket Assessment of Supply and Demand (Stage B)

Playing Pitch Sites – currently providing community use for cricket	Comments
Ripon Cricket Club	<p>Hoping to get a grant to renovate the changing rooms.</p> <p>Sloping and uneven site - possible flooding issue or water logging</p>
Dacre Banks Cricket Club - Max Pullen Sports Ground	<p>Non turf pitch poor condition, need for fixed cricket nets non turf and do not have movable nets, challenges Lack of players (league wide issue)</p> <p>Non ownership of ground/pavilion (high rent)</p>
Pannal Ash Cricket Club	<p>Pannal Ash CC have used Almsford Oval, Almsford Playing Fields for the 2019 Season. The club are considering alternative venues for 2020. Pannal Ash CC are to be provided with a new ground to replace their current home ground, which is being developed for housing at Bluecoats. It is currently unknown if the developers of the site will come in with reserved matters to progress the extant outline permission or else come in with a new scheme / variation of the outline. Any new outline application will have to provide the level of facilities as previously agreed but any additional housing will lead for the need of additional playing pitch facilities to be provided.</p>
Lofthouse and Middlemoor Cricket Club	<p>In the opinion of the ECB the site is not viable longer term due to size and also ECB recommend no smaller than 6 grass wickets per square for costs and sustainability, Due to the impossibility of the pitches being repaired in line with ECB specifications as rotation / adjacency - this site has to be considered as poor</p>



Harrogate Borough Council

Playing Pitch Strategy

Appendix A – Stage B – Football Assessment



1. Introduction

- 1.1 This appendix to the Harrogate Playing Pitch Strategy 2019 details the current picture of facility supply and demand for the playing pitch sport of **football** - at playing field sites in the borough.
- 1.2 The likely future picture of provision is assessed based on potential changes in supply (both committed and planned projects within the borough and its travel catchment), forecast changes in the resident population informed by the targets for new housing in the Borough Council's Growth Strategy to 2050, national trends in participation and the development aspirations of the clubs based in the borough.
- 1.3 The policies, development programmes and investment priorities of the national governing body for the sport will also influence the future picture of facility supply and demand for the sport in Harrogate. These are summarised in Section 2 below.

2. Football Association Strategies

The FA National Game Strategy for Participation and Development 2015 -2019

- 2.1 The Football Association (FA) adopted a four-year strategy for 'the national game' in 2015. The strategy sets out four key areas for investment of £260 million by 2019 into sustaining participation and the development of grassroots community football over this period. The four areas where the strategy is designed to impact are:
- **Boosting Participation:** Building on the increases in boys' and girls' participation and growth in disability football from 2011-2015, while delivering more varied formats of the game to address the drop in traditional 11v11 weekend football among adult males.
 - **Developing better players:** £4million per year – including an annual £2million investment from the Government – invested in grassroots coaching. A network of County Coaches – tasked with improving and supporting coaching across grassroots football with club mentoring programmes, extension of coach bursaries to get more women and people from diverse backgrounds into the profession, and a drive to get more top-level grassroots coaches into the game.
 - **Better training and facilities:** The FA committed £48million – directly through its funding of the Football Foundation as well as investment in 100 new turf pitches and improvements to a further 2,000 as part of The FA's Pitch Improvement Plan (PIP). PIP provides support services to grassroots clubs, club volunteers and groundsmen including on-site evaluations with practical advice and recommendations. It also includes measures to help develop the skills and knowledge of the volunteers and groundsmen including seminars and workshops. In addition to the commitment to improve grass pitches, The FA has also pledged to spend £36m on facility improvements and new developments directly through the Premier League and FA Facilities Fund managed by the Football Foundation. Further funds have also been dedicated to building 25 new football hubs across key cities.

Harrogate Borough Council

Playing Pitch Strategy – Appendix A – Football Assessment of Supply and Demand (Stage B)

- **Football workforce:** Making football more representative of the communities it serves through inclusion initiatives. Also, rolling out technology to run the game more efficiently and create direct lines of communication with players across all grassroots leagues making football truly integrated.

The National Football Facilities Strategy 2018 -2028

2.2 The FA, in conjunction with the Football Foundation and funding partners; The Premier League and Government, subsequently developed a ten-year investment plan in facilities for grass roots football. The facilities strategy aims to ensure that by 2028:

- Every FA-affiliated club has access to a 3G artificial pitch for training and potentially matches.
- Accelerated improvements are made to the key grass pitch sites across England to reduce fixture cancellations. The FA states that approximately 1 in 6 grass roots matches are called off nationally due to poor pitch quality.

The FA National Game Strategy 2018 - 2021

2.3 The FA recently reviewed and updated its National Game Strategy (NGS) 2015 -2019 for the period 2018 to 2021. An overview of the outcome of this review and the focus of the governing body for the next four years is set out in the diagram below. In terms of participation there will be a focus of strengthening the player pathway for males, females, futsal and disability. With regard to facilities, the focus to 2021 will be on continuing to build capacity through developing sustainable football facilities. This will be achieved through a programme of standardised and scaled pitch development.



3. Pitch Supply (Step 2)

3.1 For all the playing pitch sports included in the scope of the PPS for Harrogate, the supply information illustrated in the diagram below has been gathered, as far as possible, by a combination of data collection and review, surveys and consultations:

Sources of information – The sources of information used to establish current pitch supply were:

- Sport England Active Places Power audit for playing pitches;
- West Riding FA and North Riding FA team affiliation data for Harrogate;
- Online survey returns from football clubs;
- Meeting with football club and league representatives
- Information provided by schools and colleges, including visits to the majority of secondary schools and primary schools.
- Site visits and inspections – Visits to all the football pitches in Harrogate and visual, nontechnical inspection.

Harrogate Borough Council

Playing Pitch Strategy – Appendix A – Football Assessment of Supply and Demand (Stage B)

4. Football Supply

4.1. Findings relating to football pitch supply in Harrogate are summarised in the paragraphs below and in the table that follows.

Grass Pitches

4.2. In the 2019/20 season, including schools, 40 playing fields were used for secured and unsecured community use in the borough providing a total of 103 marked grass football pitches of which 40 are full size, 26 sized for youth football (youth 11v11), 11 junior football (junior 9v9) and 26 for mini soccer (7v7, 5v5). The above is shown in Table 1 below. 33 sites providing 82 marked natural grass pitches provide secured community use and 8 sites providing 21 natural grass pitches provide unsecured community natural grass pitches. Clubs and leagues have stated that there are insufficient junior pitches and that the adult game has declined in recent years, whilst the junior and mini soccer game is growing, particularly in the girl's game.

Table 1: Number of sites in Harrogate Borough 2019/20 Season with marked pitches for community use (Secured and Unsecured)

Type	No. of Sites	No. marked pitches 2018/19 Used for community Use					Total (%)
		Full size	Youth 11 v 11	Junior 9 v 9	Mini (7 v 7)	Mini (5 v 5)	
Secured Community Use	32	26	20	10	15	11	82
Unsecured Community Use	8	14	6	1	0	0	21
Total	40	40	26	11	15	11	103

4.3. The secured and unsecured community use natural grass pitches are shown in table 2 below.

Secured Community use pitches

4.4. 80% of the playing field sites provide secured access to community clubs (i.e. owned or leased by local authorities or clubs/associations).

Pitches on Education sites Unsecured Use

4.5. 20% of the playing fields and 22% of the total supply of football pitches are at education sites where there is no secured community use agreement in place.

Harrogate Borough Council

Playing Pitch Strategy – Appendix A – Football Assessment of Supply and Demand (Stage B)

Table 2: Sites providing secured and unsecured natural grass pitches by typology across Harrogate Borough 2019/20

Site Name	Community use on site	Security of use	Owners	Sub Area	Clubs Playing at site	Adult	Youth Football		Mini Soccer	
						11v11	11v11	9v9	7v7	5v5
Almsford Playing Fields	Available	Secured	Local Authority	Harrogate	Pannal Ash JFC U10, U12, U7, U8. U9	0	0	1	3	5
Beckwithshaw Playing Fields	Available	Secured	Parish council	South	Atlanta First, Beckwithshaw Saints first, Reserves, U18, U17	1	0	0	0	0
Bewerley Park - Nidderdale Show Ground	Available	Secured	Town Council	Nidderdale	Pateley Bridge Juniors U11, U10, U7, U8. U9	0	1	0	0	0
Bishop Monkton Playing Field	Available	Secured	Parish Council	Central	Nidd United U17. U18 & U18 Girl's	1	0	0	0	0
Boroughbridge High School	Available	Unsecured	Education	North East	Boroughbridge Juniors U12, U11 & U9	2	0	1	0	0
Boroughbridge Primary School	Available	Unsecured	Education	North East	Boroughbridge Ladies & Development	0	1	0	0	0
Boroughbridge Sports Association	Available	Secured	Sports Association	North East	Boroughbridge Firsts, Reserves, U12's, U14's. U10's and Ability for All teams U16 & U12.	1	0	0	1	0
Burley Banks (Army Foundation College)	Available	Unsecured	MoD	Harrogate	Newpark Bulldogs Firsts	2	0	0	0	0
Burton Leonard Sports Ground	Available	Secured	Trust	Central	Burton Leonard Firsts, U11, U10, U9, U8 & U7 & Nidd Utd U12	1	2	1	2	1
Cats Field	Available	Secured	Local Authority	Harrogate	Harrogate Railway U13. U11, U10 & U8	0	0	1	0	0
CNG Stadium Harrogate Town	Available	Secured	Club	Harrogate	Harrogate Town Firsts FC, U23, U21, U19, U17, Walking & Over 40's. Ladies, Ladies Development, Girls U15 & U13. Barwick veterans.	1	0	0	0	0
Crimple Meadows	Available	Secured	Local Authority	Harrogate	Pannal Sports Juniors U13's	0	1	0	0	0

Harrogate Borough Council

Playing Pitch Strategy – Appendix A – Football Assessment of Supply and Demand (Stage B)

Site Name	Community use on site	Security of use	Owners	Sub Area	Clubs Playing at site	Adult	Youth Football		Mini Soccer	
						11v11	11v11	9v9	7v7	5v5
Darley Fields Playing	Available	Secured	Playing Fields Association	Nidderdale	Newpark Bulldogs U16 & St Wilfred's	1	0	0	0	0
Feast Field (Hampsthwaite) Field	Available	Secured	Parish Council	Nidderdale	Hampsthwaite and Birstwith Juniors U11, U10, U9, U8, U7 & Nidd Utd U15	1	0	0	0	0
Green Hammerton Playing Fields	Available	Secured	Village Hall Organisation	South East	Green Hammerton Juniors FC U11, U10, U9, U8 & U7	1	1	0	0	0
Harrogate Grammar School Playing Fields	Available	Unsecured	Education	Harrogate	Adversity United Disability FC	3	0	0	0	0
Harlow Hill	Available	Secured	Local Authority	Harrogate	Pannal Sports Firsts & Juniors U16	1	0	0	0	0
Harrogate School High	Available	Unsecured	Education	Harrogate	Harrogate Railway U17, U18, U14 Pannal Sports moving to Community Park U15.	2	1	0	0	0
Harrogate Railway FC	Available	Secured	Club	Harrogate	Harrogate Railway Firsts, Reserves, U18, Ladies & Girl's U14.	2	0	0	0	0
Hellwath Community Park	Available	Secured	Club / Local authority	Ripon	Ripon City Panthers U15, U14, U13, U12, U11, U10, U9, U8, U7 & Girls U16.	0	2	2	0	0
Highside Playing Fields - Kirkby Malzeard	Available	Secured	Playing Field Association	North West	Kirby Malzeard First, Reserves, Veterans, U11, U10, U9, U8 & U7.	1	0	0	0	0
Killinghall Moor	Available	Secured	Local Authority	Harrogate	Killijnghall Nomads U16 Learning Disability, U13, U12, U11, U10, U9, U8, U7 & Girl's U12 & U9.	1	1	0	1	1
King George V Knaresborough	Available	Secured	Town Council	Knaresborough	K Town United	1	0	0	0	0
Kirk Deighton Rangers - Barr Field	Available	Secured	Cub	South East	Kirk Deighton Rangers Firsts, Reserves & Veterans	1	0	0	0	0

Harrogate Borough Council

Playing Pitch Strategy – Appendix A – Football Assessment of Supply and Demand (Stage B)

Site Name	Community use on site	Security of use	Owners	Sub Area	Clubs Playing at site	Adult	Youth Football		Mini Soccer	
						11v11	11v11	9v9	7v7	5v5
Knareborough Celtic FC - Thistle Hill	Available	Secured	Club	Knareborough	Knareborough Celtic Veterans, U17, U16, U15, U14, U13, U11, U10, U9, U8, U7 & Girls U12.	0	0	2	2	1
Knareborough Town FC Manse Lane	Available	Secured	Club	Knareborough	Knareborough Town firsts and Reserves	1	0	0	0	0
Malorie Park	Available	Secured	Club	Ripon	Ripon City Firsts, Reserves, U21, U16 & Ladies	1	0	0	0	0
Markington Football Pitch	Available	Secured	Club	Central	Markington Firsts	1	0	0	0	0
Oatlands	Available	Secured	Local Authority	Harrogate	Harlow Hill Firsts & Reserves. Pannal Ash Juniors U18, U7, U6 Development & U 5 Development.	1	1	0	0	0
Pannal Community Park	Available	Secured	Club	Harrogate	Pannal Sports FC moving onto pitches.	0	2	1	4	2
Percy Fields - (Additional Pitches recently developed on the old driving range site adjacent to Percy Fields)	Available	Secured	Club lease/ Parish Council	Central	Scotton Scorchers Girls U16, U15, U13, U12, U9. Boys U11, U10, U9, U8, U7. .Nidd United U14, U13, U12.	1	1	0	1	0
Queen Ethelburgas Community Park	Available	Secured	Local Authority	Harrogate	Pannal Ash Juniors FC U15s, U14s & U13s	0	3	0	0	0
Ripley Cricket Club	Available	Secured	Club	Central	Ripley Rockets U11, U10, U9, U8, U7	0	0	1	1	1
Rossett School Playing Fields	Available	Unsecured	Education	Harrogate	Beckwithshaw Saints Juniors U16, U14, U13 U12, U11, U10, U9, U8, U7, U6 Development & Girl's U13 & U12.	2	1	0	0	0
Rossett Sports Centre	Available	Secured community use partnership	Education	Harrogate	Hampsthwaite FC, Harrogate Old Boys first Team, FC County Firsts	0	4	0	0	0
Scotton Cricket Club	Available	Secured	Cricket Club	Central	Scotton Scorchers JFC Girl's U11 & U10	0	0	1	0	0

Harrogate Borough Council

Playing Pitch Strategy – Appendix A – Football Assessment of Supply and Demand (Stage B)

Site Name	Community use on site	Security of use	Owners	Sub Area	Clubs Playing at site	Adult	Youth Football		Mini Soccer	
						11v11	11v11	9v9	7v7	5v5
St Aiden's School	Available	Unsecured	Education	Harrogate	Harrogate Gateway Disability FC Teams A, B, C, D	1	2	0	0	0
Sir John Fisher Catholic High School	Available	Unsecured	Education	Harrogate	Burton Leonard Flexi, Fishers Football open Age, Hampsthwaite United Saturday. Pannal Sports U12, U11, U10, U9, U8, u7, Girl's U10.	2	1	0	0	0
The Stray	Available	Secured	Local authority	Harrogate	Pannal Ash U13, U12 & U11. Pannal Sports U15, U14. U12	5	0	0	0	0
Tockwith Sports Field	Available	Secured	Parish Council	South East	Tockworth AFC and Juniors Firsts, Reserves, U17, U16, U14, U12, U11, U10, U9, U8, U7	1	1	0	0	0
						40	26	11	15	11

Harrogate Borough Council

Playing Pitch Strategy – Appendix A – Football Assessment of Supply and Demand (Stage B)

- 4.6. There are a further 10 sites providing natural grass football pitches and are available for community use. However, there is no identified use of these sites confirmed for the 2019 /20 season. These available sites are shown in table 3. 5 of these 10 sites provide secured community use and 5 sites unsecured community use. There are a further 8 adult 11 v 11 pitches (2 secured community use), 4 youth 11 v 11 pitches (3 secured community use) and 2 junior 9 v 9 pitches (2 secured community use) available for use. Camp Close, Ripon football pitch is part of a planning application to provide a new leisure centre and the pitch will be re provided on site with changing facilities.

Table 3: Identified sites that are available for secured or unsecured community use but have no identified use currently for competitive play

Site Name	Community use on site	Security of use	Owners	Sub Area	Adult	Youth Football		Mini Soccer	
					11v11	11v11	9v9	7v7	5v5
Camp Close Ripon Leisure Centre	Available	Secured	Local Authority	Ripon	1	0	0	0	0
The Hydro Jenny Fields	Available	Secured	Local Authority	Harrogate	0	0	2	0	0
Fysche Field Knaresborough	Available	Secured	Local Authority	Knaresborough	1	0	0	0	0
The Spinney Knaresborough	Available	Secured	Local Authority	Knaresborough	0	1	0	0	0
King James School	Available	Unsecured	Education	Harrogate	3	0	0	0	0
Nidderdale high School	Available	Unsecured	Education	Nidderdale	1	0	0	0	0
St Cuthbert's Primary School	Available	Unsecured	Education		0	1	0	0	0
Outwood Academy Ripon	Available	Unsecured	Education	Ripon	1	0	0	0	0
Belmont Grosvenor School Birstwith	Available	Unsecured	Education	Nidderdale	1	0	0	0	0
Knaresborough Forest Cricket Ground	Available	Secured	Club	Knaresborough	0	2	0	0	0
					8	4	2	0	0

- 4.7. Table 4 below identifies 14 sites where football pitches are unavailable for community use.

Table 4: Identified sites that are unavailable for use

Site Name	Community use on site	Security of use	Owners	Adult	Youth Football		Mini Soccer	
				11v11	11v11	9v9	7v7	5v5
Harrogate College	Unavailable	Unsecured	Education	2	0	0	0	0

Harrogate Borough Council

Playing Pitch Strategy – Appendix A – Football Assessment of Supply and Demand (Stage B)

Site Name	Community use on site	Security of use	Owners	Adult	Youth Football		Mini Soccer	
				11v11	11v11	9v9	7v7	5v5
Ashville College	Unavailable	Unsecured	Education	0	0	0	0	0
Willow Tree Community Primary School	Unavailable	Unsecured	Education	0	0	2	0	0
Saltergate Junior School	Unavailable	Unsecured	Education	0	0	0	0	2
Army Foundation College	Unavailable	Unsecured	MoD	4	0	0	0	0
St Mary's School	Unavailable	Unsecured	Education	0	0	0	0	2
Meadowside Primary School	Unavailable	Unsecured	Education	0	0	0	0	0
RAF Menwith Hill	Unavailable	Unsecured	MoD	1	0	0	0	0
Queen Ethelbergas College	Unavailable	Unsecured	Education	3	0	0	0	0
Dishforth Airfield	Unavailable	Unsecured	MoD	2	0	0	0	0
Dacre Braithwaite C of E School	Unavailable	Unsecured	Education	0	0	1	0	0
Grewalthorpe C of E Primary School Ripon	Unavailable	Unsecured	Education	0	0	1	0	0
Fountains C of E Primary School Ripon	Unavailable	Unsecured	Education	0	0	0	0	2
Masham Sport Association	Unavailable	Secured	Sports Association	1	0	0	0	0
Claro Barracks	Unavailable	Unsecured	MoD	2	1	0	1	0
St Wilfred's Catholic Primary school Ripon	Unavailable	Unsecured	Education	0	0	1	0	0
St Roberts Catholic Primary School	Unavailable	Unsecured	Education	0	0	0	1	0

Other grass pitch supply used for informal play and training/coaching

- 4.8. In addition to playing fields with marked pitches and goalposts for formal games, there are areas of maintained grass in parks, recreation grounds and other public open spaces throughout the borough that are available and free to access for informal, kick about games. A number of football clubs use these spaces for team training at weekends and during light evenings in early and late season as a free alternative to paying for training slots on artificial pitches. These informal football areas are in central parts of the Borough, with local parks in residential areas accommodating kick-about opportunities. The Stray and Killinghall Moor are key site locations that are heavily used.

Harrogate Borough Council

Playing Pitch Strategy – Appendix A – Football Assessment of Supply and Demand (Stage B)

Closed sites

- 4.9. There is one football pitch site Ure Bank, Ripon owned by Harrogate Borough Council that appears to have no use and not available for football. This site was prone to flooding,
- 4.10. College of Policing 1 adult football pitch. Housing development site.
- 4.11. Dishforth Sports Association has space for 1 adult football pitch but is currently unused YO7 3LQ.
- 4.12. Great Ouseburn Playing Field has been used for football in the past but is now used for cricket only YO26 7RL.
- 4.13. Long Marston Recreation Ground is no longer used for football but has cricket use YO26 7LW.
- 4.14. Marton Cum Grafton Recreation Ground mini soccer pitch is no longer used. The county FA are aware of a group who wish to use the site for football in the future.

Quality of Grass Pitches

- 4.15. Quality of pitches in Harrogate borough has been measured through a variety of means, specifically:
- Site assessments using the non-technical data sheet provided by the Football Association.
 - Consultation with pitch users and leagues.
- 4.16. Improving the quality of selected standard pitches to good or poor pitches to standard would provide additional playing capacity in the peak weekend periods and provide capacity for training. The quality of the grass football pitches in the borough supply is mixed. Clubs and leagues have stated that the pitches maintained by the Local authority are of poor quality.
- 4.17. Good quality pitches were found mainly at club sites:
- Kirk Deighton Rangers – Barr Field
 - Bishop Monkton Playing Fields
 - Harrogate Railway FC
 - Ripon City FC
 - Knaresborough Town FC
 - Knaresborough Celtic FC

Harrogate Borough Council

Playing Pitch Strategy – Appendix A – Football Assessment of Supply and Demand (Stage B)

4.18. Several pitch sites were rated poor some of these were:

- Beckwithshaw Playing Fields
- The Stray
- Killinghall Moor
- Catsfield
- Crimple Meadows
- Darley Playing Fields
- Oatland Park
- Queen Ethelburgas Community Park

4.19. The majority of Local authority sites have poor quality rated pitches. Pannal FC has stated that the Stray has had issue since the damage caused by the weather effected UCI World Cycling Event. For the record, the club are proud supporters of this event, but would really like the council to return the public grassed areas of the West Park Stray back to a useable state (or better).

4.20. Secondary schools commented that drainage of their facilities is poor. Sites where particular concerns were highlighted include Saltergate Junior School, King James School, St Aidans High School, St Roberts Catholic Primary School, Nidderdale High School, St John Fishers High School and Boroughbridge High School. Pitches at Harrogate Grammar School are considered to have specific problems with drainage particularly the bottom pitch which floods. Rossett School received funding to improve drainage of pitches in 2016. Table 5 shows the quality of pitches.

Quality of Ancillary Facilities

4.21. The quality of the ancillary facilities (i.e. changing, social and parking) at sites with playing pitches is also mixed. Good quality changing rooms have been identified at the following sites:

- Almsford Playing Field
- Bishop Monkton Playing Fields
- CNG Stadium
- Hellwath Community Park
- Highside Playing Fields
- Killinghill Moor
- Kirk Deighton Rangers
- Knaresborough Celtic Thistle Hill
- Knarersborough Town FC
- Percy Fields Tockwith
- Ripley Cricket Club

Harrogate Borough Council

Playing Pitch Strategy – Appendix A – Football Assessment of Supply and Demand (Stage B)

4.22. Poor changing facilities have been identified at the following sites:

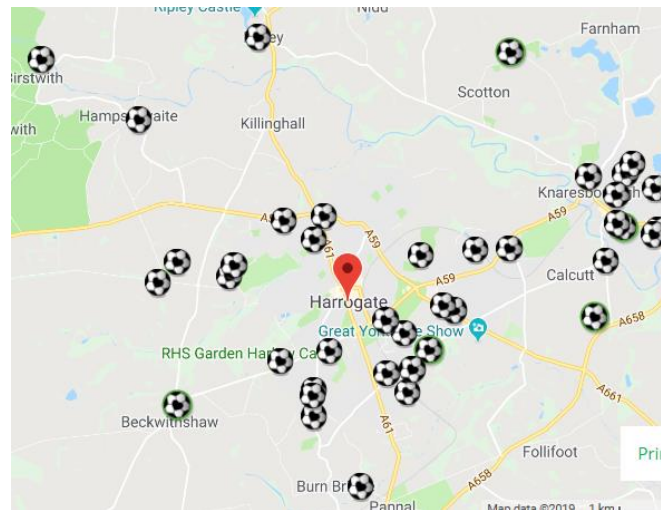
- Beckwithshaw Playing Fields
- Boroughbridge High School
- Boroughbridge Primary School
- Burton Leonard Sports Ground
- Darley Playing Fields
- Malorie Park
- Oatlands
- The Stray

4.23. The full picture of quality for pitches and ancillary facilities can be found in table 5 page 24.

Distribution of Pitches

4.24. The map below shows that grass football pitches are generally quite evenly distributed throughout the borough aside from in the most northern parts and rural areas.

Map 1: ¹



¹ Source: Football Foundation Pitch Finder - April 2019

Harrogate Borough Council

Playing Pitch Strategy – Appendix A – Football Assessment of Supply and Demand (Stage B)

3G Football Turf Artificial Grass Pitches (FTPs)

4.25. The borough currently has the following 3G FTPs:

- St John Fisher School (FA Registered)
- Rossett Sports Centre (FA Registered)
- Queen Ethelburgas College (x2)
- Army Foundation College (FA Registered Army FA) not available for public use.
- King James School (FA Registered)
- Ripon Grammar School (FA Registered)

4.26. Harrogate Town FC (CNG) up until July 2020 had a 3G football turf pitch that was registered with the FA. Due to the promotion of Harrogate Town FC the 3G pitch has been replaced with natural grass to meet league requirements.

4.27. All pitches above apart from Queen Ethelburgas are on the FA Register for 3G FTPs (meaning they are quality checked and can be used for football match play)

4.28. Harrogate Town FC had provided a usage plan of the 3G pitch at the CNG before the 3G pitch was returned to natural grass. This is set out as follows:

Junior Teams:

- Nidd United - 4 teams 11.30am to 12.30 Saturdays
- Pannal Sports - 5 teams 9.00am- 10.00am Saturday and 12 – 2.00pm Sundays
- Harrogate Town Junior - 6 teams 6.00pm - 9 .00pm Fridays
- Harrogate & Craven District Schools - 1 team 5.00pm – 6.00pm Wednesdays
- Harrogate Town U17s - 2 teams 5.00pm -7.00pm Mondays and Sundays 10.pm -12
- Harrogate Town U19's - 1 Team 7.00pm -9.00pm Mondays and 7.00pm – 9.00pm Thursdays
- Player Development Centre - 250 children aged 6 to 16 – 5.00p – 7.00pm Tuesdays, 5.00pm -6.00pm Wednesdays and 5.00pm -7.00pm Thursdays.
- All Harrogate Schools Finals are also held at the ground across all the age groups, Year 7 to Year 11
- Walking Football; - 60 participants every week 4.00pm -5.00pm Mondays and 1.00pm – 2.00pm on Thursdays (On Thurs they form 4 teams for matches on Mon they form 2 teams for matches)

Harrogate Borough Council

Playing Pitch Strategy – Appendix A – Football Assessment of Supply and Demand (Stage B)

Senior Teams:

- Boroughbridge - 2 teams 7.00pm – 8.00pm Wednesday
- Harrogate Railway - 1 team 7.00pm -8.00pm Tuesday
- Burton Leonard - 1 Team 7.00p – 8.00pm Thursday
- Knaresborough Town - 1 team 7.00pm – 8.00pm Thursdays
- St Wilfred's - 1 team 7.00pm – 8.00pm Thursdays
- Harrogate Veterans - 1 team, play matches 4.00pm – 6.00pm Sundays
- Harrogate Town Ladies – 2.00pm – 4.00pm Sundays
- Hampsthwaite United 2.00pm – 4.00pm Saturday when Harrogate Town FC first team have an away fixture
- Football Mundial use CNG Wednesday evenings 7.00pm – 10.00pm

4.29. The above teams now have to find alternative playing and training facilities.

4.30. Harrogate Town FC are currently looking to provide new training and education facilities in Harrogate. Provision would include a 3G pitch and other natural grass pitches.

4.31. Rossett Sports Centre is within the minimum dimensions for adult football and is heavily utilised for affiliated junior football training. The availability for winter use 2018/19 was:

- Monday 8pm (1/3 Pitch)
- Monday 9pm (Full Pitch)
- Tuesday 7pm (1/3 Pitch)
- Tuesday 8pm (1/3 Pitch)
- Tuesday 9pm (1/2 Pitch)
- Wednesday 8pm (1/3 Pitch)
- Wednesday 9pm (2 x 1/3 Pitch)
- Friday 7pm - (1/3 Pitch)
- Friday 8pm (2 x 1/3 Pitch)
- Sunday 4pm, 5pm, & 6pm

4.32. Rossett sports Centre have a community partnership in place with Beckwithshaw Saints FC for matches and training use of the 3G pitch.

4.33. Partner Clubs connected with the St John Fisher Catholic High School FTP are Pannal Sports, Pannal Ash, Killinghall Nomads, Beckwithshaw Saints, Hampsthwaite United, Nidd united, Clifford Juniors FC, Knaresborough Town and Harlow Hill.

Harrogate Borough Council

Playing Pitch Strategy – Appendix A – Football Assessment of Supply and Demand (Stage B)

- 4.34. The 3G FTP at St John Fisher Catholic High School is used by Mundial Football for soccer leagues:
Mondays 7.00pm - 9.00pm
Thursdays 7.00pm – 10.00pm
Sunday's 1.00pm – 6.00pm Flexi League 11 v 11
Sunday's 6.00pm – 9.00pm 6-a-side league
- 4.35. There were just 3 slots available between Mon-Fri on the 3G Pitch at St John Fisher School, Harrogate. Tuesday or Wednesday 6-7pm 1/3 Pitch & Friday 8-9pm 1/3 Pitch in January 2019. The 3g pitch is also used by Mini Kicks
- 4.36. The FTP's at Queen Ethelburgas College are private and there is no community use. King James School Knaresborough has recently converted its sand dressed AGP to 3G with floodlight restrictions to 9.00pm and has been registered with the FA. The Ripon Grammar School has recently opened a new 3G pitch with floodlight restrictions to 9.00pm. The Ripon Grammar School 3G is a World 22 Rugby compliant pitch and is on the RFU World 22 compliant pitch register and the FA 3G pitch register.
- 4.37. The Army Foundation College 3G pitch is a Football Association Registered 3G pitch under the Army FA. It is understood from consultation with the Army Foundation College that the use is for the army cadets at the college only.
- 4.38. King James School, Ripon Grammar School, Rossett Sports Centre and St John Fisher 3G pitches are on the FA Pitch Register for affiliated league matches.
- 4.39. There are no commercial small sided games facilities currently in Harrogate borough. However, there are 2 small AGPs at College Lawns in Ripon with floodlights that are used for training by football clubs such as Ripon City Ladies.

Proposed Supply Changes

- 4.40. Current planning applications for playing pitch sites in Harrogate borough that have potential implications for the future supply of playing pitches are:

Table 5:

Playing Pitch planning proposals	Impact on Outdoor Sports Supply
St Aiden's Church of England High School Harrogate have submitted a planning application for a 3G pitch to replace a grass pitch. It is understood the application was withdrawn in March 2019. However, the school are still fundraising for the 3G pitch	It is understood that there were issues with floodlighting and therefore may not be available for community use in the future if the FTP comes to fruition.

Harrogate Borough Council

Playing Pitch Strategy – Appendix A – Football Assessment of Supply and Demand (Stage B)

Playing Pitch planning proposals	Impact on Outdoor Sports Supply
<p>New Pannal Sports FC pitches located on Leeds Road opposite the Mercedes-Benz dealership between Harrogate and Pannal Village, the 13 acre site will ultimately accommodate a cricket square and outfield, two full-size football pitches, U11/U12 areas and a small training zone at the top level, two seven-a-side pitches on the mid terrace and a further two 5-a-side pitches on the lower end near the site earmarked for the car park and clubhouse.</p> <p>These pitches are complete and in use for the 2019/20 season.</p>	<p>Pannal These pitches are now complete and in use. There is still a need for changing accommodation.</p>
<p>Harrogate Local Plan - H36 – Former Police Training Centre, Yew Tree Lane.</p> <p>The SA recognises that the loss of playing fields will require mitigation in accordance with Policy HP6, and informed by the most recent evidence available. Full planning permission was granted on 25 October 2018 for site H36 (14/02970/FULMAJ). In granting permission, the issue of the loss of the playing fields was considered. Sport England took a lead role in negotiations to establish a satisfactory solution. The agreed solution was on site provision below the existing level and a commuted sum payable for off-site improvements to compensate for the loss of football pitches and a cricket pitch. Sport England agreed this money (£440k) should go to Pannal Junior Sports and their new development off Leeds Road.</p>	<p>Section 106 provision for the Pannal Sports facility above and maintaining on site provision albeit reduced.</p>
<p>Harrogate Local Plan - H16 – Playing Fields, Harrogate College. The college and associated playing fields lie adjacent to one of Harrogate Town’s key employment sites, served by a rail station on the Leeds-Harrogate-York rail line; expansion of which would bring significant economic benefits. Local Plan Policy HP6 provides for the protection of existing sport, open space and recreation facilities. In respect of site H16 the SA recognises that the loss of playing fields will require mitigation in accordance with that policy, informed by the most recent evidence available. Sport England has raised an objection to this site in respect of loss of playing fields, however they have confirmed to the council in an email dated 9 November 2018 that: ‘Where Sport England is aware that the Council is producing the evidence base, we will be more relaxed with our objection to the Local Plan provided that any policies and their supporting text make reference to the emerging studies and that any site allocations that result in the loss of sport facilities reference is made.</p> <p>On a previous residential scheme on the site (dismissed on appeal due to a technicality) it was accepted by all parties (including Sport England) that the provision of a 3G pitch (plus a financial contribution to the provision of enhanced cricket and football facilities at Ripley Cricket Club) was sufficient to outweigh the loss of grass pitches on site based on a qualitative versus quantitative argument.</p>	<p>This site is currently unused but will require mitigation of playing fields.</p>

Harrogate Borough Council

Playing Pitch Strategy – Appendix A – Football Assessment of Supply and Demand (Stage B)

Playing Pitch planning proposals	Impact on Outdoor Sports Supply
<p>Harrogate Local Plan R25 – Claro Barracks. Local Plan Policy HP6 provides for the protection of existing sport, open space and recreation facilities. The SA recognises that the loss of playing fields will require mitigation in accordance with Policy HP6, and informed by the most recent evidence available. In determining any application on this site, the mitigation required in line with policy HP6 will be considered in light of the most up to date evidence.</p> <p>Sport England has raised an objection to this site in respect of loss of playing fields.</p> <p>The council has agreed a Statement of Common Ground (SoCG) with the Defence Infrastructure Organisation (DIO) and Homes England in respect of Deverell Barracks, Claro Barracks and Laver Banks [EX/SoCG/01]. In this statement the parties agree ‘that the issue of sports field provision should be dealt with holistically within the masterplan and the correct approach to determining the appropriate level of onsite sport and recreation facilities will be through having regard to HDLP Policies HP6 and HP7, informed by an updated Outdoor Sports Strategy, and the Barracks site masterplan’. The SoCG at Appendix 5 sets out the agreed approach to the proposed development having regard to Sport England’s policy, the identified exceptions and policy set out in the NPPF.</p>	<p>The mitigation of playing pitches on this site will provide for additional playing pitches for new residents of any new development and provide improvements and necessary playing pitch requirements for Ripon generally.</p>
<p>Percy Fields – Scotton Scorchers have provided 2 new pitches on land adjacent to Percy Fields. Now complete and ready for use.</p>	<p>These 2 pitches will assist in ensuring the club has a home base and has sufficient pitch facilities on one site.</p>
<p>Ripon Leisure Centre – Camp Close Football Pitch.</p> <p>An application to build a new leisure centre on the site of the existing Ripon Leisure Centre and Camp Close football pitch has been submitted.</p>	<p>The football pitch is currently unused. It is understood that it will be replaced by an improved quality football pitch and have access to changing rooms at the new leisure centre. The existing pitch has not been used for some years.</p> <p>The question is should funding be given to improve off site facilities that are used. e.g. Hellwath Community Park for improvements to existing pitches or provision towards bringing unused land into use.</p>
<p>18/02240/EIAMAJ Site: Land Comprising Field at Kirk Hammerton Lane. Green Hammerton. Outline planning application for the demolition of identified existing buildings and development of up to 3,000 residential dwellings (Use Class C3) inclusive of up to 1ha of land for retirement properties (Use Class C3/C2), floorspace for A1/A2/A3/A4/A5 Use Classes, 2 primary schools (including nurseries) (Use Class D1), non-residential institutions and leisure floorspace (Use Classes D1/D2), employment land (Use Classes B1/B2/B8), open space, landscaping, outdoor sport and recreation facilities and associated infrastructure including roads, foot bridges, utilities, landscaping, drainage (including surface water attenuation facilities)</p>	<p>Football Association have identified potential number of pitches required 1 Adult 11v11, 1 Youth 11v11 2 Youth 9v9 Mini Soccer and suitable pavilion provision offering changing rooms, toilet and catering facilities. Adequate car parking provision should also be provided, including the potential for overspill parking at peak times. Should the proposed development at Flaxby Golf Club go ahead (17/05234/EIAMAJ), the FA would want to try and ensure that the football facilities offered are aligned to the demand both developments will bring given their close proximity, and not dealt with in isolation.</p> <p>Rugby Football union have identified a need for additional rugby pitches but off-site contributions would be better suited to improve capacity at existing grounds.</p>

Harrogate Borough Council

Playing Pitch Strategy – Appendix A – Football Assessment of Supply and Demand (Stage B)

Playing Pitch planning proposals	Impact on Outdoor Sports Supply				
	<p>England Cricket Board – There will be a need for a ball strike risk assessment and clubs in the area have aspirations to expand. Possible need for onsite or offsite contributions.</p> <p>The parameter plan proposes the provision of primary schools, which will have the potential to provide sports facilities including playing pitches.</p> <table border="1" data-bbox="1223 523 2136 624"> <tr> <td>Statutory Expiry Date</td> <td>Sat 31 Aug 2019</td> </tr> <tr> <td>Agreed Expiry Date</td> <td>Sat 31 Aug 2019</td> </tr> </table>	Statutory Expiry Date	Sat 31 Aug 2019	Agreed Expiry Date	Sat 31 Aug 2019
Statutory Expiry Date	Sat 31 Aug 2019				
Agreed Expiry Date	Sat 31 Aug 2019				
(17/05234/EIAMAJ Flaxby Golf Club	<p>Football Association have identified a need for 2x full-size 11v11, 1x youth 11v11 and 2 mini soccer pitches. Suitable pavilion offering changing rooms, toilet and catering facilities.</p> <p>ECB have local teams that are at capacity and need additional facilities. Ball Strike Risk Assessment will be required.</p> <p>RFU have stated there is a pitch deficiency in the area and unless an existing rugby club wished to relocate to the site it is the RFU's view that developer contributions to existing sports provision off-site would have a greater impact for rugby union in the area and support the growth of the game locally through better quality pitches.</p> <table border="1" data-bbox="1223 994 2136 1094"> <tr> <td>Statutory Expiry Date</td> <td>Sun 30 Jun 2019</td> </tr> <tr> <td>Agreed Expiry Date</td> <td>Sun 30 Jun 2019</td> </tr> </table>	Statutory Expiry Date	Sun 30 Jun 2019	Agreed Expiry Date	Sun 30 Jun 2019
Statutory Expiry Date	Sun 30 Jun 2019				
Agreed Expiry Date	Sun 30 Jun 2019				
18/01886/DISCON Application for approval of details required under condition 4 (Ground conditions) of planning permission 17/02123/REMAJ – Reserved matters application (Access, Layout, Scale, Appearance and Landscaping) for erection of 128 dwellings including sports pitches and public amenity space approved under outline application 16/05447/DVCMAJ. Site of Pannal Business Park Station Road Pannal North Yorkshire	Planning Permission provides for 1 junior 9 v 9 and 1 7 v 7 football pitch.				

Harrogate Borough Council

Playing Pitch Strategy – Appendix A – Football Assessment of Supply and Demand (Stage B)

Playing Pitch planning proposals	Impact on Outdoor Sports Supply
Bluecoat Park Development Outline planning permission - 15/00798/EIAMAJ	Upon completion, the development will provide a number of new social and educational facilities, being: <ul style="list-style-type: none"> • Village Green (two senior football pitches including changing facility). • Relocated on site cricket pitch (including changing facility). • Two form entry primary school with playing fields (accommodating up to 420 pupils).
Manse Farm Knaresborough	Reserved Primary school Education site – possible playing pitch.

Football Supply Aspirations

4.41. Aspirations identified in consultation for change in the supply of football facilities in Harrogate are:

1. **Boroughbridge FC** – Early concept talks about developing a new pitch in Boroughbridge, on land that has a covenant for leisure use. Land at the back of the Leisure Centre may be suitable for a small 3G pitch to replace the small sand dressed pitch.
2. **Pannal Ash FC** – Have plans to improve drainage on pitches at Almsford Playing Fields.
3. **Harrogate Town FC** - Considering sites for a training and education venue across Harrogate.
4. **Harrogate Railway FC** – The club are keen to raise funds for a 3G pitch by selling a strip of land at the club’s home ground. This could be of benefit for football and rugby as Harrogate Pythons RFU have a lease for a rugby pitch on site and use of the clubhouse.
5. **Rossett Sports Centre** – The school are currently exploring funding opportunities to assist with resurfacing of the 3G FTP and are holding discussions with The Football Foundation.
6. **Ripon City Football Club** – Seeking additional or new stadia/floodlit provision to be able to develop. Considering the sale of Mallorie Park and providing a new stadium with associated pitches on the outskirts of Ripon.
7. **Harrogate Grammar School** – the school are in discussion with England Athletics with regards to provision of a 4-lane training track and throw areas. This would have an impact on rugby pitches at the school site which may lead to a World Regulation 22 3G pitch as mitigation. This could be used for football as well.
8. **Pannal FC** - are in discussions with a developer regarding taking over new 9v9 and 7v7 pitches on the old Dunlopillo development site which may come to fruition in 2021 season. The club with its new facility in operation at Pannal Community Park are still intending to rent some of the pitches again next season 2020/21 as a fall back, but particularly Crimple Meadows and a full-size pitch on the Stray or at Burley Bank (Army Training Centre). Pressure has been placed on the new ground due to issues at the Stray in the 2019/20 season.

Key Supply Change proposals near borough boundary

- 4.42. The main committed change to supply near the borough boundary is the development of a 3G pitch at Prince Henry's Grammar School Otley – the school are working with the FA and Football Foundation on provision for a 3G football turf pitch which will be World Rugby 22 compliant. Based on programmed usage to date it is highly unlikely any Harrogate based usage would happen on site.
- 4.43. The need for provision of 3G football turf pitches has been identified at Wetherby and Boston Spa on the borough boundaries.
- 4.44. There are plans for a 3G football turf pitch at Thirsk Sports Village.
- 4.45. Outwood Academy Easingwold, has secured funding for a 3G football turf pitch.

5. Pitch Demand (Step 3)

5.1. For all four major playing pitch sports included in the PPS scope, the following pitch demand information, has been gathered, as available, by a combination of data collection and review, surveys and consultations:

Sources of information – The sources of information used to establish current football pitch demand were:

- Online survey returns and meetings with 17 clubs confirming patterns of use and any unmet demand. 17 clubs out of 36 clubs (47% of those based in the borough) contributed representing 203 teams (80% of all teams). See appendix 1.
- West Riding Football Association and North Riding County FA affiliated club/team datasheets for Harrogate borough plus club and league websites.

6. Football Demand

6.1. Findings relating to football pitch demand in Harrogate are summarised below.

Clubs and Teams

6.2. In the 2019/20 season, the West Riding FA had 34 affiliated football clubs listed as based in Harrogate Borough. Between them, these clubs had a total of 238 registered teams. North Riding County Football Association had 2 registered teams (Tockworth AFC and Juniors and Green Hammerton Juniors) in Harrogate borough and provides for 17 teams. Total number of teams in the borough equals 255. A full list of clubs and number of teams is provided in Table 7 Page 36.

6.3. Demand from the 36 clubs for league football in the borough is characterised by:

- 6 'Step' clubs with their origins in Harrogate borough that compete in the National League System. Harrogate Town Firsts (Step 1), Harrogate Railway FC (Step 5), Knaresborough Town FC Firsts (Step 5), Knaresborough town Reserves (Step 7), Harrogate Ladies Town F (Step W3) and Harrogate Railway Ladies FC (Step W4).
- There are 53 men's open aged teams aged 17+. These teams play in the Harrogate & District Junior League (17 years +) – Harrogate & Wharfedale Friendly League and Harrogate & District League. Some teams play in the West Yorkshire Association League.
- 6 women's teams – These include the 2 Step teams above. These teams play in the Harrogate & District Girls League, West Riding Women's League, North Riding Women's League, North East Regional Women's League,
- 10 youth girls' teams aged 13 – 16 years and 6 girl's 9v9 teams.
- 53 youth boy's teams 13 -16 years playing 11v11 football and 50 youth boys 9v9 teams.
- There are 83 mini soccer teams.

Youth Football Clubs

6.4. The table below identifies the youth football clubs with 5 or more junior teams registered with the West Riding FA and North Riding FA play their home fixtures on grass or 3G football turf pitches in Harrogate borough.

Table 6:

Club	Main Ground	Other Grounds	Teams
Beckwithshaw Saints FC	Rossett Sports Centre		20
Boroughbridge FC	Borough Bridge Sports Association	Boroughbridge High School	15

Harrogate Borough Council

Playing Pitch Strategy – Appendix A – Football Assessment of Supply and Demand (Stage B)

Club	Main Ground	Other Grounds	Teams
Green Hammerton Juniors FC	Green Hammerton		5
Hampsthwaite and Birstwith Juniors	Feast Field		5
Harrogate Railway FC	Harrogate Railway FC	Green Hammerton, Cats Field and Harrogate High School	13
Killinghall Nomads Juniors	Killinghall Moor		12
Kirkby Malezeard FC	Highside Playing Fields		8
Knaresborough Celtic FC	Thistle Hill		16
Nidd United	Bishop Monkton	Feast Field, Darley Playing Fields and Percy Fields	8
Pannal Ash FC	Almsford Playing Fields	The Stray, Oatlands and Queen Ethelburgas Community Park	27
Pannal Sports	Harlow Hill, Pannal Community Park	St John Fisher Catholic School, Burley Banks, the Stray and Crimple Meadow	26
Pateley Bridge	Bewerley Park		5
Ripley Rockets	Ripley Cricket Club		5
Ripon Panthers	Hellwath Community Park		16
Scotton Scorchers	Percy Fields	Scotton Cricket Club	14
Tockwith Juniors FC	Tockwith Sports Field		12

Women and Girls

- 6.5. Demand growth for football is greatest in women and girls' football as more of the youth football clubs start to establish girls' teams or expand the number of girls' teams as more girls move up the age groups from mixed mini soccer.
- 6.6. Exit routes within the borough from girls to women's football are also beginning to become better established.
- 6.7. The following women's and girls' league teams played in the borough in the 2019/20 season:

Harrogate Borough Council

Playing Pitch Strategy – Appendix A – Football Assessment of Supply and Demand (Stage B)

Women's Teams

- Boroughbridge FC
- Harrogate Railway FC
- Harrogate Town FC (2 teams)
- Nidd United
- Ripon City FC (2 teams)

Girl's Teams

- Beckwithshaw 1 team - U12.
- Boroughbridge FC 2 teams - U12, U10
- Harrogate Railway FC1 team - U14
- Harrogate Town 2 teams - U13, U15
- Killinghall Nomad Juniors 2 teams – U12, U9
- Knaresborough Celtic 1 team - U12
- Pannal Ash JFC 3 teams - U14, U12, U10
- Pannal Sports FC1 team - U10
- Ripon City Panthers 2 teams - U16, U14
- Scotton Scorchers FC 6 teams – U16, U15, U13, U12, U11, U10, U9

Children's Soccer Schools

6.8. Demand for children's soccer coaching schools also remains strong in the borough. Key providers using playing pitch venues in Harrogate Borough include:

- Harrogate Town Player Development Programme - for boys and girls:
 - Tuesday 5-7pm (Boys all age groups)
 - Wednesday 5-6pm (Boys U8/9, U10/11 and goalkeeping)
 - Thursday 4-5pm (Juniors Age 3-6)
 - Thursday 5-7pm (Boys all age groups)
 - Friday 5-6pm (Girls)
 - Friday 6-7pm (U16 Shadow Squad).

Harrogate Borough Council

Playing Pitch Strategy – Appendix A – Football Assessment of Supply and Demand (Stage B)

- Soccerkidz – Early years programme for walkers. Child development taught through football. Walkers to key stage 2. (Year 2) based at Harrogate Town football Club, Fairfax Community Centre.
- Diddikicks – Early years programme for walkers. Child development taught through football. Walkers to key stage 2. (Year 2) based at Rossett Sports Centre Saturday mornings.
- Football Kings (Kings Camps) - school holiday multi sports day camps (including football) at Ashville College.
- Total Sport – King James School Harrogate school holiday camps.

Non-affiliated adult demand

- 6.9. Demand for non-affiliated football - ranging from kick about games with jumpers for goalposts in parks and open spaces through to drop in pay and play walking football sessions and organised commercial 5/6 a side leagues on 3G pitches - continues to be strong and growing.
- 6.10. St John Fisher 3G pitch have commercial football leagues operating from both venues. And the CNG Harrogate town pitch did accommodate commercial leagues.
- 6.11. CNG Harrogate Town use to operate walking football sessions.

Disability football

- 6.12. Opportunities for people with disabilities in Harrogate borough to play organised football are provided largely by Harrogate Gateway FC. The club operates under the umbrella of Harrogate & District Mencap and is also affiliated to Special Olympics GB and the West Riding County FA. Harrogate Gateway FC has a great relationship with Killinghall Nomads, with both the clubs working closely together to develop football for people with learning disabilities in the Harrogate area.
- 6.13. There is an annual disability football tournament that takes place at Killinghall Moor Community Park. Although this event is open to all disability football teams, this is a Special Olympics regional event. It is run by Harrogate Gateway FC, in partnership with Killinghall Nomads JFC and is also sanctioned by the West Riding County FA.
- 6.14. As well as Harrogate Gateway FC having 3 learning disability teams. Killinghall Nomads have 1 learning disability team. Boroughbridge Juniors have 1 pan disability team and another pan disability team is Adversity United.
- 6.15. It is a priority of the West Riding County FA to grow this provision. For talented players the FA run Regional Centres and England national squads.

Displaced Demand

- 6.16. The only identified displaced demand is use of artificial grass pitches for training namely in Thirsk.

Unmet demand

- 6.17. Several of the larger, more successful community football clubs playing in the borough have indicated they have identified unmet demand for growth and plan to establish additional teams over the next three seasons. These include nearly all the youth football clubs. With planned increase in Youth Football 11 v 11 - 6 teams, 4 boys and 2 girls, Junior 9 v 9 - 8 teams 4 girls and 4 boys, mini soccer - 9 teams and 2 additional adult women's teams.

Latent demand

- 6.18. Further expansion of recent initiatives such as veterans' leagues (encouraging over 35s to continue to play or to return to the game), 'Just Play' organised kickabouts, walking football are opportunities to use football as a tool to address this need.

- 6.19. The low current base of expressed demand for girls and women's football (i.e. in terms of the number of girls and women's teams in comparison to boys and men teams) is clear evidence of high levels of latent demand for more female participation in the game. Realising much more of this latent demand among women and girls is a key target of the new FA Strategy for the three years to 2021. SSE Wildcats, is designed to inspire girls aged 5-11 to be involved in the sport. SSE Wildcats Girls' Football Clubs will provide girls with regular opportunities to play football and take part in organised sessions in a fun and engaging environment created exclusively for girls. Current SSE Wildcat Centres in Harrogate Borough are:

- King James's School Knaresborough
- Percy Fields Knaresborough

- 6.20. The SSE Wildcats Centres nearby in neighbouring authorities are:

- Harewood Ce Primary School Leeds
- Crossley Street Primary School Wetherby
- Collingham Lady Elizabeth Hastings C Of E Primary School Wetherby
- Otley All Saints Primary School – Otley
- Adel Sports And Social Club Leeds
- Primrose Lane Primary School -Wetherby

Harrogate Borough Council

Playing Pitch Strategy – Appendix A – Football Assessment of Supply and Demand (Stage B)

6.21. The football clubs in Harrogate have stated that the demand for girl's football is clearly growing and the need for improved changing provision and appropriate pitches need to be provided to meet this demand. This will lead to an increase in women's football as more teams are likely to be created as current junior girls are retained and adult teams and competition structures are developed (both formal and informal).

Table 7: Situation at Individual Sites – Secured and Unsecure Community Use Sites 2019/20 Season

Site Name	Community use on site	Security of use	Owners	Sub Area	Adult	Youth Football		Mini Soccer		Changing Accommodation Quality Rating	Pitch quality Rating	Training on Pitches	Comment
					11v11	11v11	9v9	7v7	5v5				
Almsford Playing Fields	Available	Secured	Local Authority Leased to club	Harrogate	0	0	1	3	5	Good	Standard	No	Pannal Ash FC have a 30-year lease and raised sufficient funding for new pavilion and have carried out drainage works on half of the site. Plan to carry out further drainage work ASAP. Space for 4 adult pitches
Beckwithshaw Playing Fields	Available	Secured	Parish council	South	1	0	0	0	0	Poor	Poor	No	Beckwithshaw Saints now a community Partner at Rosset Sports Centre. Pitch now used by adult teams only and occasionally by Beckwith Saints Junior FC. Cricket club was previously used for mini soccer pitches. Beckwithshaw Saints tend to use the stray for training on Saturday mornings.
Bewerley Park - Nidderdale Show Ground	Available	Secured	Town Council	Nidderdale	0	1	0	0	0	Standard	Standard	No	Pateley Bridge Fc use this ground and Teams train at Nidderdale LC and Nidderdale School and St Cuthbert's Primary School

Harrogate Borough Council

Playing Pitch Strategy – Appendix A – Football Assessment of Supply and Demand (Stage B)

Site Name	Community use on site	Security of use	Owners	Sub Area	Adult	Youth Football		Mini Soccer		Changing Accommodation Quality Rating	Pitch quality Rating	Training on Pitches	Comment
					11v11	11v11	9v9	7v7	5v5				
Bishop Monkton Playing Field	Available	Secured	Parish Council	Central	1	0	0	0	0	Good	Good	Yes - Saturdays	Very even and good grass cover. Pitch near to new house build, bowling club, croquet club and tennis club on site next to village hall. The cricket pitch square is fenced off and outfield will infringe with football. Impacts at start and finish of football season. Ample car parking for 100 vehicles.
Boroughbridge High School	Available	Unsecured	Education	North East	2	0	1	0	0	Poor	Standard 9 v 9 poor	No	Small sand dressed AGP, toilets only open for football use. Used by Boroughbridge FC
Boroughbridge Primary School	Available	Unsecured	Education	North East	0	1	0	0	0	Poor	Standard	No	Boroughbridge FC have no tenure rights and need a community use agreement.
Boroughbridge Sports Association	Available	Unsecured	Sports Association	North East	1	0	0	1	0	Standard	Standard	Yes	Used by Boroughbridge FC - Maintenance carried out by Local Authority. No use of pitches after Easter. 8 hours of training takes place on the pitch and 3 informal hours of use. Some litter and dog fouling and pitches require inspection before use. No officials changing
Burley Banks (Army Foundation College)	Available	Unsecured	MoD	Harrogate	2	0	0	0	0	Standard	Standard	No	MoD playing pitches used by New Park Bulldogs and Pannal sports U16.

Harrogate Borough Council

Playing Pitch Strategy – Appendix A – Football Assessment of Supply and Demand (Stage B)

Site Name	Community use on site	Security of use	Owners	Sub Area	Adult	Youth Football		Mini Soccer		Changing Accommodation Quality Rating	Pitch quality Rating	Training on Pitches	Comment
					11v11	11v11	9v9	7v7	5v5				
Burton Leonard Sports Ground	Available	Secured	Trust	Central	1	2	1	2	1	Poor	Standard	Yes	Used by Burton Leonard FC - 2 hours training on the pitch on Saturday mornings. Cricket square with football pitches on the outfield. Pitches maintained by cricket club groundsman (volunteer).
Cats Field	Available	Secured	Local Authority	Harrogate	0	0	1	0	0	None	Poor	No	Used by Harrogate Railway U10, U11, U12 and U8.
CNG Stadium - Harrogate Town	Available	Secured	Club	Harrogate	1	0	0	0	0	Good	Good	Yes	3G Football Turf Pitch replaced as a natural Grass pitch in the summer 2020
Crimple Meadows	Available	Secured	Local Authority	Harrogate	0	1	0	0	0	None	Poor	No	Used by Pannal Sports FC
Darley Playing Fields	Available	Secured	Playing Fields Association	Nidderdale	1	0	0	0	0	Poor	Poor	No	Pitch suffers from occasional water logging. Used by New Park Bulldogs and St Wilfred's FC. Changing facilities require refurbishing.

Harrogate Borough Council

Playing Pitch Strategy – Appendix A – Football Assessment of Supply and Demand (Stage B)

Site Name	Community use on site	Security of use	Owners	Sub Area	Adult	Youth Football		Mini Soccer		Changing Accommodation Quality Rating	Pitch quality Rating	Training on Pitches	Comment
					11v11	11v11	9v9	7v7	5v5				
Feast Field	Available	Secured	Parish Council	Nidderdale	1	0	0	0	0	None	Poor	Yes	Hampstwaithe and Birstwith Juniors Home matches are played on the Feast Field, although the under 9s will continue to play on the Cricket pitch. Where possible, the U7s, U8s and U9s will play two matches concurrently on match days. The adult pitch is overmarked. Drainage is poor
Green Hammerton Playing Fields	Available	Secured	Village Hall Organisation	South East	1	1	0	0	0	Standard	Standard	No	Has been used in the past by Harrogate Railway U17 now used by a new club Green Hammerton Junior FC.
Harrogate Grammar School Playing Fields	Available	Unsecured	Education	Harrogate	3	0	0	0	0	Standard	Poor	Some training	Currently used Adversity Disability Football Club.
Harlow Hill	Available	Secured	Local Authority	Harrogate	1	0	0	0	0	Standard	Standard		Pannal Sports FC - Changing is club owned. At this site. Pitch had a lot of dog excrement.
Harrogate High School	Available	Unsecured	Education	Harrogate	2	1	0	0	0	Standard	Poor		Currently used by Harrogate Railway FC and Pannal Ash FC
Harrogate Railway FC	Available	Secured	Club	Harrogate	2	0	0	0	0	Standard	Good and Standard		1 adult pitch floodlit on a slight slope has some drainage issues

Harrogate Borough Council

Playing Pitch Strategy – Appendix A – Football Assessment of Supply and Demand (Stage B)

Site Name	Community use on site	Security of use	Owners	Sub Area	Adult	Youth Football		Mini Soccer		Changing Accommodation Quality Rating	Pitch quality Rating	Training on Pitches	Comment
					11v11	11v11	9v9	7v7	5v5				
Hellwath Community Park	Available	Secured	Club / Local authority	Ripon	0	2	2	0	0	Good	Standard	yes	Home to Ripon City Panthers who use various training facilities including Ripon Leisure Centre. Club would like to improve pitch facilities to improve capacity. Lack of pitches in Ripon generally.
Highside Playing Fields - Kirkby Malzeard	Available	Secured	Playing Field Association	North West	1	0	0	0	0	Good	Standard	Yes	Used by Kirkby Malzeard FC. Train on the pitch 2hrs per week Saturday morning and 1 hr informal use - need for 3G usage. Club has enough players to increase 9v 9 teams but insufficient pitches. Ground maintained by Playing field Association.
Killinghall Moor	Available	Secured	Local Authority	Harrogate	1	1	0	1	1	Good	Poor	No	Used by killinghall Nomads Juniors FC. Drainage is not good gets worse year on year. October to Easter pitches are often not playable. Grounds maintenance carried out by Local Authority. FA pitch Improvement Service has visited. The club also tell us that the catering outlet is in the wrong place. Club train at CNG 3G pitch Tuesday evenings and Saturday mornings.

Harrogate Borough Council

Playing Pitch Strategy – Appendix A – Football Assessment of Supply and Demand (Stage B)

Site Name	Community use on site	Security of use	Owners	Sub Area	Adult	Youth Football		Mini Soccer		Changing Accommodation Quality Rating	Pitch quality Rating	Training on Pitches	Comment
					11v11	11v11	9v9	7v7	5v5				
King George V Knaresborough	Available	Secured	Town Council	Knaresborough	1	0	0	0	0	Good	Standard		K Town United FC use the ground. Has been used by Knaresborough Celtic as an overspill site in the past.
Kirk Deighton Rangers - Barr Field	Available	Secured	Club	South East	1	0	0	0	0	Good	Good		Good facilities – Club wish to improve facilities to help meet NLS Ground Grading requirements. Kirk Deighton Juniors FC based at Grange Park, Wetherby have established links with Kirk Deighton Rangers AFC, their Senior club. The senior club welcome, develop and integrate the junior footballers into open age football when the junior players finish junior football at the end of their Under 18 season.
Knaresborough Celtic FC - Thistle Hill	Available	Secured	Club	Knaresborough	0	0	2	2	1	Good	Good		Good Facilities need access to 3G pitch
Knaresborough Town FC Manse Lane	Available	Secured	Club	Knaresborough	1	0	0	0	0	Good	Good		Good Facilities with a small training area
Malorie Park	Available	Secured	Club	Ripon	1	0	0	0	0	Poor	Good	Some	Used by Ripon City FC - small training area. Changing facilities require refurbishing. Club needs additional floodlit pitch to develop further.

Harrogate Borough Council

Playing Pitch Strategy – Appendix A – Football Assessment of Supply and Demand (Stage B)

Site Name	Community use on site	Security of use	Owners	Sub Area	Adult	Youth Football		Mini Soccer		Changing Accommodation Quality Rating	Pitch quality Rating	Training on Pitches	Comment
					11v11	11v11	9v9	7v7	5v5				
Markington Football Pitch	Available	Secured	Club	Central	1	0	0	0	0	Standard	Standard		Used by Markington FC. Club have use of the cricket club pavilion adjacent to the football pitch site. Pitch has a slight slope.
Oatlands	Available	Secured	Local Authority	Harrogate	1	1	0	0	0	Poor	Poor	No	Old changing block needs replacing, currently used by Pannal Ash Fc, Harlow hill Firsts and Harlow Hill Reserves. Evidence of unofficial use e.g. dog fouling and litter.
Pannal Community Park	Available	Secured	Club	Harrogate	0	2	1	4	2	N/A	Good	No	New facility for Pannal Sports FC - opened 2019/20. In need of changing accommodation. Pannal Sport will still need to use other pitch facilities.
Percy Fields - Tockwith	Available	Secured	Club lease/ Parish Council	Central	1	1	0	1	0	Good	Standard		Used by Scotton Scorchers who are providing 2 new pitches, next to Percy Fields. Funding from Sport England and the club. The club is also a community partner with King James School re provision of a new 3G pitch at the school. Evidence of overuse on the current pitches.

Harrogate Borough Council

Playing Pitch Strategy – Appendix A – Football Assessment of Supply and Demand (Stage B)

Site Name	Community use on site	Security of use	Owners	Sub Area	Adult	Youth Football		Mini Soccer		Changing Accommodation Quality Rating	Pitch quality Rating	Training on Pitches	Comment
					11v11	11v11	9v9	7v7	5v5				
Queen Ethelburgas Community Park	Available	Secured	Local Authority	Harrogate	0	3	0	0	0	None	Poor		Used by Pannal Ash. There are no changing facilities and the pitches are poor quality, particularly with drainage issues.
Ripley Cricket Club	Available	Secured	Club	Central	0	0	1	1	1	Good	Standard		Pitches make up the cricket outfield
Rossett School Playing Fields	Available	Unsecured	Education	Harrogate	2	1	0	0	0	Standard	Standard		
Rossett Sports Centre	Available	Secured community use partnership	Education	Harrogate	0	4	0	0	0	Standard	Standard		3G FA Registered Received funding for drainage improvements 2016. Beckwithshaw Saints FC have a community partnership arrangement with the site. Clubs have a perception that the 3g pitch is fully booked and used by clubs from outside the Harrogate area for training. Used by Hampsthwaite FC, Hampsthwaite United FC and Harrogate Old Boys.
Scotton Cricket Club	Available	Secured	Cricket Club	Central	0	0	1	0	0	Standard	Standard		Scotton Scorchers use the pitch as an overflow pitch.
St Aiden's School	Available	Unsecured	Education	Harrogate	1	2	0	0	0	Standard	Poor		Planning for 3G Pitch. site used by Harrogate Gateway FC Disability Open age

Harrogate Borough Council

Playing Pitch Strategy – Appendix A – Football Assessment of Supply and Demand (Stage B)

Site Name	Community use on site	Security of use	Owners	Sub Area	Adult	Youth Football		Mini Soccer		Changing Accommodation Quality Rating	Pitch quality Rating	Training on Pitches	Comment
					11v11	11v11	9v9	7v7	5v5				
Sir John fisher Catholic High School	Available	Unsecured	Education	Harrogate	2	1	0	0	0	Standard	Standard		3G FA Registered currently used by Pannal Sports and Flexi teams
The Stray	Available	Secured	Local authority	Harrogate	5	0	0	0	0	Poor	Poor	Yes	Space for 2 senior additional pitches, clubs tell us there was space for another 9 pitches. Changing is poor and insufficient for number of pitches on site and needs replacing. Pitches require work on drainage. The ground is used by clubs for training and the teams that have used it competitively 2018/19 are Pannal Ash and Pannal Sports
Tockwith Sports Field	Available	Secured	Parish Council	South East	1	1	0	0	0	Standard	Standard	Yes	Used by Tockwith Juniors FC. The ground is heavily used and used for training. Recently had IOG RPA visit and have aspirations to improve pitch quality with improved maintenance.

Harrogate Borough Council

Playing Pitch Strategy – Appendix A – Football Assessment of Supply and Demand (Stage B)

Table 8: sites available for community use but no identified use for the 2019/20 season

Site Name	Community use on site	Security of use	Owners	Sub Areas	Adult	Youth Football		Mini Soccer	Mini Soccer	Changing Accommodation Quality Rating	Pitch quality Rating	Training on Pitches	Comment
					11v11	11v11	9v9	7v7	5v5				
Camp Close Ripon Leisure Centre	Available	Secured	Local Authority	Ripon	1	0	0	0	0	Poor	Poor	No	Not currently used. Planning application for new leisure centre the pitch is planned to be re sited on site with use of changing facilities in new Leisure Centre
The Hydro Jenny Fields	Available	Secured	Local Authority	Harrogate	0	0	2	0	0	None	Poor		Not currently used.
King James School	Available	Unsecured	Education	Harrogate	3	0	0	0	0	Standard	Poor	No	3G with floodlight's restriction on floodlights to 9.00pm partner clubs Knaresborough Celtic and Scotton Scorchers
Nidderdale High School	Available	Unsecured	Education	Nidderdale	1	0	0	0	0	Standard	Poor		Not currently used
St Cuthbert's Primary School	Available	Unsecured	Education		0	1	0	0	0	Poor	Poor		Has been used in the past
Outwood Academy Ripon	Available	Unsecured	Education	Ripon	1	0	0	0	0	Standard	Standard		Mainly used for Rugby. Ripon Rugby Club
Belmont Grosvenor School Birstwith	Available	Unsecured	Education	Nidderdale	1	0	0	0	0	Standard	Poor		
Knaresborough Forest Cricket Ground	Available	Secured	Club	Knarsborough	0	2	0	0	0	Good	Good		Has been used in the past
Fysche Field Knarsborough	Available	Secured	Local Authority	Knarsborough	0	1	0	0	0	None	Poor	Some evidence	Changing is in the Leisure Centre. Pitch is uneven and clear evidence of unofficial use.

Harrogate Borough Council

Playing Pitch Strategy – Appendix A – Football Assessment of Supply and Demand (Stage B)

Site Name	Community use on site	Security of use	Owners	Sub Areas	Adult	Youth Football		Mini Soccer	Mini Soccer	Changing Accommodation Quality Rating	Pitch quality Rating	Training on Pitches	Comment
					11v11	11v11	9v9	7v7	5v5				
The Spinney Knaresborough	Available	Secured	Club	Knareborough	0	1	0	0	0	None	Standard		Knareborough Celtic use as an overspill site.

Table 9: Harrogate Football Clubs and number of teams by age and pitch typology

Club	Men-s U17 – Open Age 11v11	Women – U17 – Open Age 11v11	Youth Male u16	Youth Male U15	Youth Male U14	Youth Male U13	Junior Male U12 9v 9	Junior U11 9v9	Youth Female U16 11v11	Youth Female U15 11v11	Youth Female U14 11v11	Youth Female U13 11v11	Junior Female U12 9v9	Mini 7 v 7	Mini 5v5	Totals
Adversity United Disability Team	0	0	0	0	0	1	0	0	0	0	0	0	0	0	0	1
Atlanta Firsts	1	0	0	0	0	0	0	0	0	0	0	0	0	0	0	1
Barwick Vets	1	0	0	0	0	0	0	0	0	0	0	0	0	0	0	1
Beckwithshaw Saints FC	4	0	1	0	1	1	3	3	0	0	1	0	1	2	3	20
Boroughbridge FC	3	1	0	1	1	0	2	2	0	0	0	0	1	1	3	15
Burton Leonard	2	0	0	0	0	0	0	1	0	0	0	0	0	2	2	7
FC County	1	0	0	0	0	0	0	0	0	0	0	0	0	0	0	1
Fishers Football Open Age	1	0	0	0	0	0	0	0	0	0	0	0	0	0	0	1
Green Hammerton Juniors FC	0	0	0	0	0	0	0	1	0	0	0	0	0	2	2	5
Hampsthwaite and Birstwith Juniors	0	0	0	0	0	0	0	1	0	0	0	0	0	2	2	5
Hampsthwaite FC	1	0	0	0	0	0	0	0	0	0	0	0	0	0	0	1
Hampsthwaite United	1	0	0	0	0	0	0	0	0	0	0	0	0	0	0	1
Harlow Hill	2	0	0	0	0	0	0	0	0	0	0	0	0	0	0	2

Harrogate Borough Council

Playing Pitch Strategy – Appendix A – Football Assessment of Supply and Demand (Stage B)

Club	Men-s U17 – Open Age 11v11	Women – U17 – Open Age 11v11	Youth Male u16	Youth Male U15	Youth Male U14	Youth Male U13	Junior Male U12 9v 9	Junior U11 9v9	Youth Female U16 11v11	Youth Female U15 11v11	Youth Female U14 11v11	Youth Female U13 11v11	Junior Female U12 9v9	Mini 7 v 7	Mini 5v5	Totals
Harrogate Gateway Open Age 5 v 5	0	0	0	0	0	0	0	0	0	0	0	0	0	0	4	4
Harrogate Old Boys	1	0	0	0	0	0	0	0	0	0	0	0	0	0	0	1
Harrogate Railway FC Step 5 Tier 6 Women's Regional	4	1	1	0	1	0	1	2	0	0	1	0	0	1	1	13
Harrogate Town FC Step 1 Tier 5 Women's Regional Walking Football Team	6	2	0	0	0	0	0	0	0	1	0	1	0	0	0	10
Harrogate Town Veterans FC	2	0	0	0	0	0	0	0	0	0	0	0	0	0	0	2
K Town United FC	1	0	0	0	0	0	0	0	0	0	0	0	0	0	0	1
Killinghall Nomads Juniors	0	0	0	0	0	1	3	1	0	0	0	0	1	3	3	12
Kirby Malzeard FC	3	0	0	0	0	0	0	1	0	0	0	0	0	2	2	8
Kirk Deighton Rangers	3	0	0	0	0	0	0	0	0	0	0	0	0	0	0	3
Knaresborough Celtic	2	0	1	1	2	2	2	2	0	0	0	0	1	2	1	16
Knaresborough Town FC	2	0	0	0	0	0	0	0	0	0	0	0	0	0	0	2
Markington FC	1	0	0	0	0	0	0	0	0	0	0	0	0	0	0	1
New Park Bulldogs	0	0	1	0	0	1	0	0	0	0	0	0	0	0	0	2
Nidd United	2	1	0	1	1	1	2	0	0	0	0	0	0	0	0	8
Pannal Ash FC	1	0	0	4	3	2	3	2	0	0	1	0	1	4	6	27
Pannal Sport	1	0	2	3	3	2	3	4	0	0	0	0	0	4	4	26
Pateley Bridge	0	0	0	0	0	0	0	1	0	0	0	0	0	2	2	5

Harrogate Borough Council

Playing Pitch Strategy – Appendix A – Football Assessment of Supply and Demand (Stage B)

Club	Men-s U17 – Open Age 11v11	Women – U17 – Open Age 11v11	Youth Male u16	Youth Male U15	Youth Male U14	Youth Male U13	Junior Male U12 9v 9	Junior U11 9v9	Youth Female U16 11v11	Youth Female U15 11v11	Youth Female U14 11v11	Youth Female U13 11v11	Junior Female U12 9v9	Mini 7 v 7	Mini 5v5	Totals
Ripley Rockets	0	0	0	0	0	0	0	1	0	0	0	0	0	2	2	5
Ripon City	4	1	0	0	0	0	0	0	0	0	0	0	0	0	0	5
Ripon City Panthers	0	0	0	2	2	2	2	2	1	0	1	0	0	2	2	16
Scotton Scorchers	0	0	0	0	0	0	0	2	1	1	0	1	1	6	2	14
St Wilfred's	1	0	0	0	0	0	0	0	0	0	0	0	0	0	0	1
Tockwith Junior FC	3	0	1	0	2	0	1	1	0	0	0	0	0	2	2	12

Harrogate Borough Council

Playing Pitch Strategy – Appendix A – Football Assessment of Supply and Demand (Stage B)

Appendix 1: The following clubs responded to consultation:

Pannal Ash FC	27
Beckwithshaw FC	20
Boroughbridge FC	15
Burton Leonard	7
Hampsthwaite & Birstwith	5
Harrogate Railway FC	13
Harrogate Town FC	10
Harrogate Town Veterans FC	2
Kirby Malzeard FC	8
Killinghall Nomads Juniors	12
Nidd United	6
Pannal Sport	26
Pateley Bridge	5
Ripon City	5
Ripon City Panthers	16
Scotton Scorchers	14
Tockwith Junior FC	12
17 Clubs	203 Teams



Harrogate Borough Council

Playing Pitch Strategy

Appendix A – Stage B – Hockey Assessment



1. Introduction

- 1.1 This appendix to the Harrogate Playing Pitch Strategy 2019 details the current picture of facility supply and demand for the playing pitch sport of **hockey** - at playing field sites in the borough. The likely future picture of provision is assessed based on potential changes in supply (both committed and planned projects within the borough and its travel catchment), forecast changes in the resident population informed by the targets for new housing in the Borough Council's Growth Strategy to 2050, national trends in participation and the development aspirations of the clubs based in the borough.
- 1.2 The policies, development programmes and investment priorities of the national governing body for the sport will also influence the future picture of facility supply and demand for the sport in Harrogate. These are summarised in Section 2 below. The final section brings together the information on supply and demand in the borough.

2. England Hockey Facilities Strategy 2017

- 2.1 England Hockey adopted a facilities strategy in 2017 which sets out the following national vision, mission and objectives:

Vision: For every hockey club in England to have appropriate and sustainable facilities that provide excellent experiences for players.

Mission: More, better, happier players with access to appropriate and sustainable facilities.

- 2.2 The three main objectives of the facilities strategy are:

1. **PROTECT:** To conserve the existing hockey provision. We currently have over 800 pitches that are used by hockey clubs (club, school, universities).
2. **IMPROVE:** To improve the existing facilities stock. The current facility stock is ageing and there needs to be a strategic investment into refurbishing the pitches and ancillary facilities. There needs to be more support to clubs to obtain better agreements with facility providers and education around owning an asset.
3. **DEVELOP:** To strategically build new hockey facilities where there is an identified need and ability to deliver and maintain. This might include consolidating hockey provision in a local area where appropriate. EH research has identified key areas across the country where there is a lack of suitable hockey provision and a need for additional pitches. There is an identified need for multi pitches in the right places to consolidate hockey and allow clubs to have all their provision catered for at one site.

3. Pitch Supply (Step 2)

- 3.1 For all the playing pitch sports included in the scope of the PPS for Harrogate, the supply information has been gathered, as far as possible, by a combination of data collection and review, surveys and consultations.
- 3.2 Sources of information – The sources of information used to establish current pitch supply were: latest Sport England Active Places Power audit for playing pitches; NGB, county board and club websites; NGB insight data (where available); online survey returns from both the borough-based hockey clubs and information provided by schools.
- 3.3 Site visits and inspections – Visits to the sand based artificial grass pitches in Harrogate suitable for hockey and visual, non-technical inspection.

Harrogate Borough Council

Playing Pitch Strategy – Appendix A – Hockey Assessment of Supply and Demand (Stage B)

4. Hockey Supply

- 4.1. Competitive play cannot take place on third generation turf pitches (3G) although 40mm pitches may be suitable, in some instances, for beginner training. The following table outlines the surface type and the recommended playing level for the surface.

Table 1: England Hockey Artificial Grass Playing Surface Policy – July 2016

Category	Surface	Playing Level	Playing Level
England Hockey Category 1	Water surface approved within the FIH Global/National Parameters	Essential International Hockey- Training and matches.	Desirable Domestic National Premier competition Higher levels of EH Player Pathway Performance Centres and upwards
England Hockey Category 2	Sand dressed surfaces within the FIH National Parameter	Essential Domestic National Premier competition Higher levels of player pathway: Academy Centres and Upwards	Desirable All adult and junior League Hockey Intermediate or advanced School Hockey EH competitions for clubs and schools (excluding domestic national league)
England Hockey Category 3	Sand based surfaces within the FIH National Parameter	Essential All adult and junior club training and league Hockey EH competitions for clubs and schools Intermediate or advanced schools hockey	Desirable
England Hockey Category 4	All long pile (3G) surfaces	Essential None	Desirable Lower level hockey (Introductory level) when no category 1-3 surface is Available. *

* It is recommend an appropriate ball to meet the standards of the player and the surface

Harrogate Borough Council

Playing Pitch Strategy – Appendix A – Hockey Assessment of Supply and Demand (Stage B)

- 4.2. For senior teams, a full-sized pitch for competitive matches must measure at least 91.4 x 55 metres excluding surrounding run off areas which must be a minimum of two metres at the sides & three metres at the ends. England Hockey preference is for four metre side and five metre end run offs, with a preferred overall area of 101.4 x 63 metres though a minimum overall area of 97.4 x 59 metres is accepted.
- 4.3. Unlike some sports, hockey can only be played competitively on sand or water based Artificial Grass Pitches (AGPs). Water based AGPs are not common and only found at elite sites, whereas sand based/sand dressed AGPs can be found on secondary school site, leisure centres and higher education establishments.
- 4.4. Its popularity on school sites was due to the surface being able is used for a number of sports to played and taught. However, a large majority of these facilities did not financially plan to replace the surface, or carpets as they are called, of the AGPs. A carpet has roughly a 10-year life span dependant on use.
- 4.5. Since the introduction of the 3G surface a few years ago, and its popularity with football, schools in particular have seen this as a way of replacing the tired carpet and generating money from the hire to football clubs/ commercial football provider. This is at the expense of hockey, and in some areas in England, hockey players are travelling over 40 minutes to get to a suitable AGP (in some cases this is doubling the travel time). Additionally, because of the conversion to 3G surfaces some local authorities no longer have hockey teams playing within their areas and they have been displaced to different areas or had to disband altogether.
- 4.6. The 3G surface is limited in the range of sports which can be played or taught on it and has a range of piles. Those proposing to change the carpets should take advice from the appropriate sports' governing bodies or refer to Sport England's guidance on their website: <https://www.sportengland.org/facilities-planning/tools-guidance/design-and-cost-guidance/artificial-sports-surfaces/>
- 4.7. Due to the impact on hockey, it is appropriate to ensure that sufficient sand based AGPs are retained for the playing development of hockey within the local authority administrative area. To that end, a change of an Artificial Grass Pitch's surface or carpet may require a planning application, and as part of it the applicants will have to show that there is sufficient AGP provision available for hockey in the locality if the surface is changed. Otherwise planning permission will not be granted. Advice from Sport England and England Hockey should be sought prior to any planning application being submitted. (Sport England are currently seeking advice on planning applications in this instance).
- 4.8. It should also be noted that if a surface is changed, it could require the existing floodlights to be changed and in some instances noise attenuation measures may need to be put in place.
- 4.9. Findings relating to hockey pitch supply, i.e. sand filled, sand dressed or water based artificial grass pitches (AGPs), in Harrogate are summarised below.

Harrogate Borough Council

Playing Pitch Strategy – Appendix A – Hockey Assessment of Supply and Demand (Stage B)

Number and sizes of pitches

4.10. The audit of pitches in Harrogate Borough is shown in Table 2.2 below and identifies community and non-community use pitches.

Table 2: Current Community and Non-Community Use Artificial Pitches – Harrogate Borough

Playing Pitch Sites – Currently Providing Community Use for Hockey	Ownership and Use	No of AGPS	Sand Filled /Sand Dressed/ Water Based	Floodlit	Built and Last Refurbished	Condition
Army Foundation College HG3 2SE	Education – Foundation School Private Use	1 AGPs 100 x 65	Sand Filled	Yes	Built 2000 Refurbished 2018.	Quality Rating: Good.
Harrogate Hockey Club /Harrogate High School (Granby Centre) HG1 4AP	Club Lease pitch from North Yorkshire County Council Education. Secured community Use	1 AGP 91.4 x 55	Sand Dressed	Yes	Built 2009	Quality Rating: Standard/Poor 10-year life span reached 2019.
Harrogate Grammar School HG2 0DZ	Education Unsecured community Use	1 AGP 100 x 60	Sand Dressed	Yes	Built 2010	Floodlights can only be used Monday – Friday up until 6.00pm. Quality Rating: Standard/Poor 10-year life span 2020. New surface is required.

Harrogate Borough Council

Playing Pitch Strategy – Appendix A – Hockey Assessment of Supply and Demand (Stage B)

Playing Pitch Sites – Currently Providing Community Use for Hockey	Ownership and Use	No of AGPS	Sand Filled /Sand Dressed/ Water Based	Floodlit	Built and Last Refurbished	Condition
Ashville College HG2 9JS	Education Unsecured Community Use	1 AGP 80 x 48	Sand Filled	Yes	Built 2013	Quality Rating: Standard
King James School HG5 8EB	Education Private Use	1 AGP 97 x 58	Sand Filled	No	Built 2006	No floodlights and Planning permission to convert to 3G Rubber Crumb. Quality Rating: Standard
Boroughbridge High School YO51 9JX	Education Unsecured community Use	1 AGP 34 x 18	Sand Filled	Yes	Built 1999	Too small for hockey used for football training. Possible change of use to 3G rubber Crumb. Football Foundation and England Hockey to hold discussions. Quality Rating: Poor
Cundall Manor School YO61 2RW	Education Private Use	1 AGP 100 x 60	Sand Filled	Yes	Built 2014	Quality Rating: Good
Queen Ethelburgas College YO26 9SS	Education Private Use	2 AGPs 100 x 60 and 101.4 x 63	Sand Dressed and Water Based	Yes	Sand dressed built 2010 refurbished 2014. Water based built 2014.	Quality Rating: Good

Harrogate Borough Council

Playing Pitch Strategy – Appendix A – Hockey Assessment of Supply and Demand (Stage B)

Playing Pitch Sites – Currently Providing Community Use for Hockey	Ownership and Use	No of AGPS	Sand Filled /Sand Dressed/ Water Based	Floodlit	Built and Last Refurbished	Condition
St Aiden's Church of England School HG2 8JR	Education Private Use	1 AGP 84 x 58	Sand Dressed	No	Built 2001	No floodlights and too small for hockey. School has applied for planning permission to change to 3G rubber crumb with floodlights. Understand application was withdrawn March 2019. The school have continued to fund raise for a 3G pitch since March 2019. Quality Rating: Poor
Ripon Grammar School HG4 2DG	Education Private Use	1 AGP 92 x 67	Sand Filled	No	Built 20011	Built 2011 will require resurfacing. Quality rating Poor

- 4.11. In the 2018/19 season, Harrogate borough had one artificial grass pitch (AGP) suitable for competition hockey and in secured community use – the Granby Centre Harrogate Hockey Club is leased to the club by North Yorkshire County Council Education Department and as part of the lease agreement Harrogate High School have use of the pitch for all PE activities.
- 4.12. The remaining full size AGPs suitable for hockey are: 1 AGP at the Army Foundation College (a 2nd AGP has been changed to 3G rubber crumb and is registered on the FA Army 3G pitch Register) MoD ownership, 1 AGP at Cundall Manor School, 2 AGPs at Queen Ethelburgas College and the AGP at Ripon Grammar School are for private use only.
- 4.13. The Harrogate Grammar School and Ashville College AGPs are used by school team's mid-week and on Saturdays for school matches. However, Harrogate Hockey club do use these pitches for competitive games on occasions.

Harrogate Borough Council

Playing Pitch Strategy – Appendix A – Hockey Assessment of Supply and Demand (Stage B)

- 4.14. King James School has no floodlights and has planning permission to convert to 3G rubber crumb. Ripon Grammar School had no floodlights and during the summer of 2019 will be converted to a 3G rubber crumb surface with floodlights.
- 4.15. Boroughbridge High School AGP is too small for competitive hockey and is mainly used for football training. St Aiden's Church of England School AGP is too small for competitive hockey and has no floodlights. St Aiden's had applied for planning permission to convert the AGP to a 3G rubber crumb. The planning application is understood to have been withdrawn. However, the school is continuing to fund raise for a 3G pitch. Rossett Sports Centre has 2 MUGAs that can be used for small sided hockey.

Secured pitches

- 4.16. The only secured community use hockey pitch is the AGP and clubhouse at the Granby Centre based at Harrogate School. Harrogate Hockey Club lease the pitch from North Yorkshire Council Education Department. Harrogate Hockey Club do use Harrogate Grammar School and Ashville College to meet its adult male and female competitive match requirements.

Pitch Quality

- 4.17. The Granby Centre AGP was last refurbished in 2009 and will be due for refurbishment from 2019. The pitch surface is compacted and one corner of the pitch freezes in the winter months.
- 4.18. Harrogate Grammar School pitch is in need of replacement and is over 10 years old.
- 4.19. Ashville College AGP is of good quality.

Ancillary Facilities

- 4.20. The facilities at Granby Centre are of good quality.

Proposed Hockey Supply Changes

- 4.21. The main threat to hockey pitch supply in Harrogate borough is the risk that the schools and colleges that own and manage the pitches will decide to resurface as football 3G when the playing surfaces are in need of renewal with a view to maximising revenue income from hires.
- 4.22. As indicated in the supply information above. King James School has planning permission to convert to 3G. St Aiden's Church of England School has aspirations to do the same. It is important to protect the Granby Centre as a hockey AGP and the remaining AGPs until a second AGP can be provided and secured at the Granby Centre.

Harrogate Borough Council

Playing Pitch Strategy – Appendix A – Hockey Assessment of Supply and Demand (Stage B)

- 4.23. Harrogate Hockey club has aspirations for provision of a second AGP at the Granby Centre. The club have held discussions with Harrogate School. The old St John Fisher School site is being demolished and Harrogate Town Football Club and the Hockey club have discussed their plans with North Yorkshire County Council (NYCC). NYCC are keen to have the best deal for the authority from the use of this land. The proposed plans for a second AGP and pitches for Harrogate Town Football Club incorporate this land.

Harrogate Borough Council

Playing Pitch Strategy – Appendix A – Hockey Assessment of Supply and Demand (Stage B)

5. Pitch Demand (Step 3)

5.1 For all four of the main playing pitch sports, the following pitch demand information, has been gathered, as available, by a combination of data collection and review, surveys and consultations:

5.2 *Sources of information* – The sources of information used to establish current hockey pitch demand were:

- Consultation meeting with Harrogate Hockey Club Development Officer identifying teams, patterns of use, unmet demand, aspirations.
- England Hockey – Membership participation Information for Harrogate Hockey Club.
- Club and league websites.

Hockey Demand

5.3 Findings relating to hockey pitch demand in Harrogate are summarised below.

Clubs and Teams

5.4 Harrogate currently has one hockey club based in the borough. The club has provided detailed information.

- **Harrogate Hockey Club** - 6 senior men's teams, veterans men's team, Badger development team, 5 senior women's teams and a junior section of 429 players that in 2018 provided 9 junior boy's teams and 11 junior girl's teams. 13 senior teams = 6.5 home games = 7 match equivalent sessions Saturday

5.5 England Hockey has provided the following data evidencing the membership for Harrogate Hockey club for the 2018 season. There is a clear drop off in membership between the ages of 17 and 25 for both men and women.

Table 3: Membership Harrogate Hockey Club 2018

Harrogate HC Men		(M) 5-10	(M) 11-13	(M) 14-16	(M) 17-18	(M) 19-21	(M) 22-25	(M) 26-35	(M) 36-45	(M) 46+	Total
Cat 1	Full Members	27	73	34	11	1	4	26	14	23	213
Cat 2	Pay & Play	6	-	-	-	-	1	2	14	3	26
Cat 3	Community	-	31	11	-	-	-	-	-	-	42
		33	104	45	11	1	5	28	28	26	281

Harrogate Borough Council

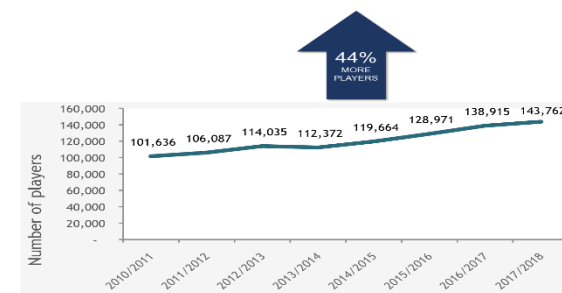
Playing Pitch Strategy – Appendix A – Hockey Assessment of Supply and Demand (Stage B)

Harrogate HC Women		(F) 5-10	(F) 11-13	(F) 14-16	(F) 17-18	(F) 19-21	(F) 22-25	(F) 26-35	(F) 36-45	(F) 46+	Total
Cat 1	Full Members	35	85	38	9	-	10	22	19	30	248
Cat 2	Pay & Play	9	21	-	-	-	-	7	21	7	65
Cat 3	Community	-	42	17	-	-	-	-	-	-	59
		44	148	55	9	0	10	29	40	37	372

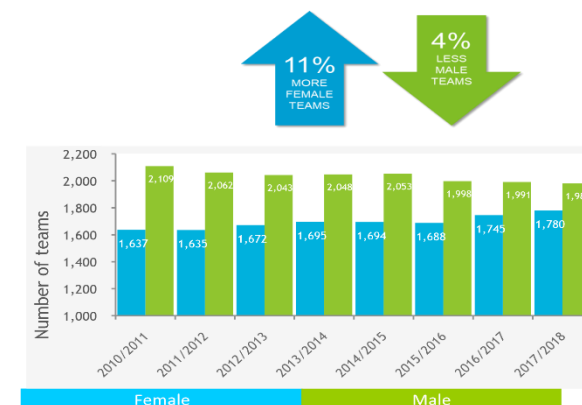
National Hockey Trends

5.6 National research data provided by England Hockey shows the following key national trends over the last 8 years. The key hockey demand trends are:

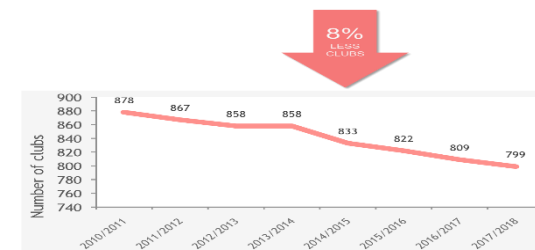
- 1. A large increase in the number of hockey players overall** - EH is hopeful that the Women's World Cup that took place at Lee Valley Hockey & Tennis Centre in London between 21st July and 5th August 2018 will continue the upward trend in demand for hockey.



- 2. Steady growth in the number of female hockey teams and players** - There are more females playing in the younger age groups and that is also where there is most growth. The 35+ women age group is also growing and is catching up with the numbers of men playing in the older age groups, this is mainly through Back to Hockey and the informal side of the game.



3. **Consolidation around a smaller number of larger multi-team clubs with junior sections** - Clubs used to require an average of 16 people a season to run a team but this has increased in many instances to needing more than 26 people per season playing in a team. This provides a challenge in areas with large clubs such as Harrogate Hockey Club who find themselves using multiple sites without security of tenure.



England Hockey Player Pathway

- 5.7 The Player Pathway provides an environment that helps all junior players realise their potential, whether that means they are the best club player they can be, seek a lifelong commitment to the game through coaching or volunteering or perhaps go on to represent England or Great Britain at junior or senior level.
- 5.8 The Player Pathway is made up of the following tiers:
- **Development Centres** - provide a local entry point to the Player Pathway for U13s-U17s
 - **Academy Centres** - delivered in 49 counties, provide a high-quality talent programme for players identified in U13-U17 age groups
 - **Performance Centres** - based across the country providing frequent, high quality training with the best coaches for U15 and U17 players
 - **Futures Cup** - supports player development within a high intensity and pressurised best-v-best tournament environment
 - **Advanced Apprenticeship in Sporting Excellence (AASE)** - provides additional training and sport-related education for U17 players selected from Performance Centres
 - **National Age Group Squads (NAGS)** - selected at U16 and U18 age groups for girls and boys. Provides the first taste of international competition for our young players
 - **U21/Development Programme** - an elite training environment for players who aim to transition into the senior programme and become world-leading players
- 5.9 A number of schools and the Hockey club in Harrogate provide very successful hockey teams and players, winning the National Schools finals and promoting young players through the pathway above.

Harrogate Borough Council

Playing Pitch Strategy – Appendix A – Hockey Assessment of Supply and Demand (Stage B)

Unmet Demand

- 5.10 Harrogate Hockey Club has identified unmet demand and aspire to grow the membership and informal participation. The club has waiting lists for each junior team 10 per team over 100 children and hope to start another ladies team in the near future. Harrogate Hockey Club with its own development officer are promoting England Hockey programme – Hockey Heroes – 5-8 year olds playing hockey – Harrogate Hockey Club are accessing primary schools, but find attracting coaches is a problem. The club also promote other hockey sessions such as:
- Social summer hockey.
 - Walking hockey
 - Back to hockey
 - Junior session in the summer
 - Goal keeper sessions all throughout the summer
 - Hockey Festivals

Latent Demand

- 5.11 The club continue to target latent demand by organising programmes for example Rush Hockey, Back to Hockey or Walking Hockey (aimed at older people). The facility requirements for these informal forms of the game are less prescriptive than for formal affiliated league competition. Within the borough, the main facility where more of this type of programme could be accommodated is the Granby Centre. The AGP at the Granby Centre is used for hockey Monday to Thursday from 5.30pm – 9.30pm. There is football on a Friday evening and before 10.30pm on a Saturday morning.
- 5.12 The club use the Granby Centre AGP for 5 home games on a Saturday during the season. All junior games are played at Central Venue sites on a Sunday. Occasionally the Granby Centre AGP is used as a Central Venue for junior games.
- 5.13 Senior training takes place at the following times:
- Ladies 1's and 2's Training Sessions Tuesday: 7.15pm - 9.30pm
 - Ladies 3's, 4's and 5's Training Sessions Tuesday: 7.15pm - 8.30pm
 - Men's 1's and 2's's Training Sessions Monday: 7.30pm - 8.30pm and Wednesday: 8.15pm - 9.45pm
 - Men's 3's, 4's, 5's and 6's Training Sessions Monday: 8.30pm - 9.30pm.

Harrogate Borough Council

Playing Pitch Strategy – Appendix A – Hockey Assessment of Supply and Demand (Stage B)

5.14 Junior training takes place at the following times:

- Monday
17.30 - 18.30 - U10 Girls 18.30 - 19.30 - U12 Girls
- Tuesday
17.30 - 18.30 - U14 Girls 18.30 - 19.30 - U16 Girls
- Wednesday
17.30 - 18.30 - U8 Mixed 19.30 - 20.30 - U16 Boys
- Thursday
17.30 - 18.30 - U10 Boys
18.30 - 19.30 - U12 Boys
19.30 - 20.30 - U14 Boys

5.15 Back to Hockey is every Monday during the hockey season 7.30 - 8.30pm.

Displaced Demand

5.16 There is imported demand for hockey in Harrogate borough. York St John University men's 1st team and women's 1st team play their BUCs competitive matches at the Granby Centre, Harrogate Hockey Club This amounted to 10 home games in the 2018/19 season on Wednesday afternoons.

Future Demand

5.17 The club would like to provide an additional ladies team and take those children on the waiting list off the waiting list. Housing development will increase the population and provide additional participation as will development work being carried out by the club. To assist with the sustainability of the club a second pitch is required at the Granby Centre. This will ensure the 2 teams that continually have to play at either Harrogate Grammar School or Ashville College have use of the Clubs ancillary facilities as well as visiting teams who may well leave straight after a game as there are no social facilities on site at Harrogate Grammar School or Ashville College.

5.18 A club of Harrogate Hockey Clubs size requires 2 AGPs preferably on one site. This will allow for festivals and other competitions and tournaments to take place and ensure the sustainability of the club in the future.



Harrogate Borough Council

Appendix C: Harrogate Borough Playing Pitch Strategy Stage C Assessment Report

Playing Pitch Strategy

Stage C Report – Football, Cricket, Rugby Union, and Hockey

July 19th 2021



Harrogate Borough Council

Playing Pitch Strategy Stage C Report – Football, Cricket, Rugby Union, and Hockey

Table of Contents

1.	Harrogate Borough Stage C Assessment	1
2.	Football Stage C Assessment	3
3.	Cricket Assessment	41
4.	Rugby Union Assessment	83
5.	Hockey Assessment	106

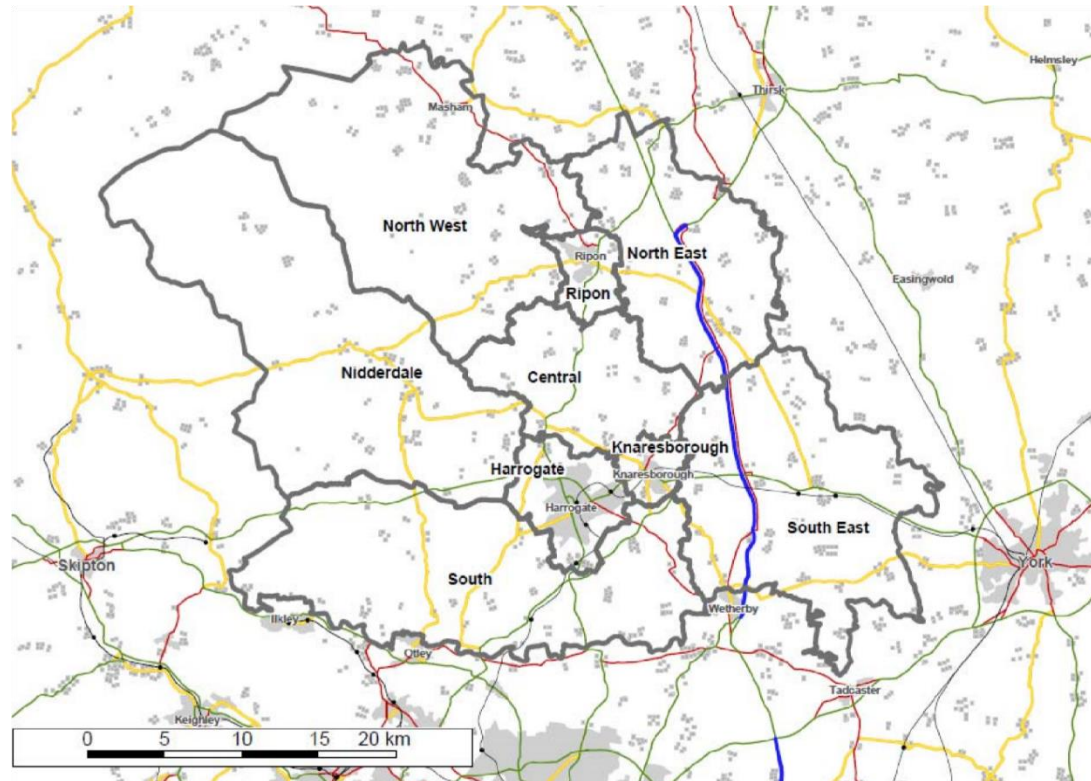
1. Harrogate Borough Stage C Assessment

Geographical Analysis

- 1.1 To fully understand the patterns of supply and demand, the adequacy of provision has been analysed firstly across Harrogate District and then more specifically within each of nine sub areas. This ensures that issues relating to specific areas of the district are identified and that settlement and site-specific issues can be recorded.

Harrogate District PPS - Sub areas for Playing Pitch Strategy analysis

Figure 1: Sub areas for Playing Pitch Strategy analysis



Harrogate Borough Council

Playing Pitch Strategy Stage C Report – Football, Cricket, Rugby Union, and Hockey

- **Sub Area 1: Harrogate**
 - Harrogate, Killinghall and Pannal and Burnbridge

- **Sub Area 2: South Harrogate**
 - Blubberhouses, Fewston, Norwood, Haverah Park, Beckwithshaw, North Follifoot (B) Rigton, Weeton, Castley, Stainburn, Leathley, Farnley, Newhall with Clifton, Lindley, Weston, Askwith, Denton, Middleton, Nesfield with Lanbar, Great Timble, Little Timble, Kirkby Overblow, Kearby with Netherby, Sicklinghall, Spofforth with Stockeld, Follifoot

- **Sub Area 3: Southeast**
 - Arkendale, Marton Cum Grafton, Dunsforths, Great Ouseburn, Little Ouseburn, Kirby Hall, Thorpe Underwoods, Whixley, Allerton Mauleverer with Hopperton, Flaxby, Coneythorpe and Clareton, Ribston Great and Walshford, Little Ribston, North Deighton, Kirk Deighton, Hunsingore, Tockwith, Bilton in Ainsty, Wighill, Long Marston, Wilstrop, Moor Monkton, Nun Monkton, Green Hammerton, Kirk Hammerton, Cattal, Thornville

- **Sub Area 4: Central Harrogate**
 - Markenfield Hall, Markington with Wallerthwaite, Bishop Thornton, Ripley, Nidd, Brearton, Scotton, Farnham, Ferrensby, Staveley, Walkingham Hill with Occaney, Copgrove, Burton Leonard, Bishop Monkton, South Stainley with Cayton Burton

- **Sub Area 5: Nidderdale**
 - Stonebeck Up, Stonebeck Down, Fountains Earth, High and Low Bishopside, Hartwith cum Winsley, Clint, Hamphthwaite, Felliscliffe, Birstwith, Menwith with Darley, Thonthwaite with Padside, Thuscross, Bewerley, Dacre

- **Sub Area 6: Northeast**
 - Copt Hewick, Bridge Hewick, Givendale, Newby with Multick, Weswick, Roecliffe Boroughbridge, Ellenthorpe, Milby, Kirby Hill, Humberton, Thornton Bridge, Nortonle-Clay, Cundall with Leckby, Dishforth, Skelton, Marton-le-Moor, Langthorpe, Melmbery, Wath, Rainton with Newby, Asenby, Hutton Conyers, Baldersby, Norton Conyers

- **Sub Area 7: Northwest**
 - Colsterdale, Healey, Ilton-Cum-Pott, Kirkby Malzeard, Laverton, Skelding, Eavestone, Sawley, Warshill, Aldfield, Lindrick with Studley Royal and Fountains, Studley Roger, Azerley, North Stainley with Sleningford, Gewelthorpe, Burton-on-Yore, Masham, Fearby, Ellington High and Low, Ellingstring, Swinton with Wathermarske, Grantley, Winks.

- **Sub Area 8: Knaresborough**
 - Knaresborough, Plompton, Goldsborough Scriven

- **Sub Area 9: Ripon**
 - Ripon, Littlethorpe, Sharow

2. Football Stage C Assessment

Supply

- 2.1. The audit identifies a total of 111 grass football pitches that were available and used by community football clubs within Harrogate borough across 35 sites in the 2020/21 football season. All other pitches are classed as available, but unused or private use that are unavailable for community use.
- 2.2. As can be seen in table 1.1 below, most of the community available and used (Secured and unsecured community use) pitches in the Borough are in the Harrogate Sub Analysis Area (61 pitches), whereas comparatively few pitches are in the remaining analysis sub areas, with the South Harrogate Sub Area containing just 1 adult 11v11 pitch used in the 2020/21 season.

Table 2.1: Summary of Grass Football Pitches Used by Community Football Clubs 2020/21 Football Season

Analysis area	No. Playing Pitch Sites	Pitches Available for Community Use					Total Pitches
		Adult	Youth 11v11	Youth 9v9	Mini 7v7	Mini 5v5	
Harrogate Sub Area	16	12	18	11	10	9	60
Central Sub Area	4	2	2	1	3	2	10
Knaresborough Sub Area	3	3	1	1	2	2	9
Nidderdale Sub Area	3	0	2	1	4	2	9
Northeast Sub Area	3	3	0	1	1	0	5
Ripon Sub Area	2	1	1	1	2	2	7
Southeast Sub Area	3	3	1	2	2	0	8
South Harrogate Sub Area	1	1	0	0	0	0	1
Northwest Sub Area	0	1	0	0	1	0	2
Total	35	26	25	18	25	17	111

Harrogate Borough Council

Playing Pitch Strategy Stage C Report – Football, Cricket, Rugby Union, and Hockey

- 2.3. The available pitches used by community football clubs in the 2020/21 season across Harrogate Borough equates to 26 adult 11v11, 25 youth 11v11, 18 junior 9v9, 25 mini soccer 7v7 and 17 mini soccer 5v5 pitches.

Secured and Unsecured Community Use Pitches used in the 2020/21 Season

- 2.4. 86% (96) of the 111 pitches used during the 2020/21 season across Harrogate Borough provide secured community use access (i.e. pitches owned or leased by local authorities or clubs/associations). 14% (15) pitches are unsecured community use pitches provided at education sites or MoD sites where there is no secured community use agreement in place.
- 2.5. The 15 unsecured community use pitches are located within 2 sub areas. Harrogate Sub Area 13 pitches and the Northeast Sub Area 2 pitches.

Table 2.2: Secured and Unsecured Community Use Pitches by Sub Area 2020/21 Football season

Sub Area	Secured/ Unsecured Community Use	No. marked pitches 2020/21 Used for community Use					Total (%)
		Full size	Youth (11 v 11)	Junior (9 v 9)	Mini (7 v 7)	Mini (5 v 5)	
Harrogate Sub Area	Secured Community Use	5	18	7	8	9	47 (78%)
	Unsecured Community Use	7	0	4	2	0	13 (22%)
Central Sub Area	Secured Community Use	2	2	1	3	2	10 (100%)
	Unsecured Community Use	0	0	0	0	0	0
Knaresborough Sub Area	Secured Community Use	3	1	1	2	2	9 (100%)
	Unsecured Community Use	0	0	0	0	0	0
Nidderdale Sub Area	Secured Community Use	0	2	1	4	2	9 (100%)
	Unsecured Community Use	0	0	0	0	0	0
Northeast Sub Area	Secured Community Use	2	0	0	1	0	3 (60%)
	Unsecured Community Use	1	0	1	0	0	2 (40%)
Ripon Sub Area	Secured Community Use	1	1	1	2	2	7 ((100%)
	Unsecured Community Use	0	0	0	0	0	0

Harrogate Borough Council

Playing Pitch Strategy Stage C Report – Football, Cricket, Rugby Union, and Hockey

Sub Area	Secured/ Unsecured Community Use	No. marked pitches 2020/21 Used for community Use					Total (%)
		Full size	Youth (11 v 11)	Junior (9 v 9)	Mini (7 v 7)	Mini (5 v 5)	
Southeast Sub Area	Secured Community Use	3	1	2	2	0	8 (100%)
	Unsecured Community Use	0	0	0	0	0	0
South Sub Area	Secured Community Use	1	0	0	0	0	1 (100%)
	Unsecured Community Use	0	0	0	0	0	0
Northwest Sub Area	Secured Community Use	1	0	0	1	0	2 (100%)
	Unsecured Community Use	0	0	0	0	0	0
Harrogate Borough	Secured Community Use	19	25	13	23	17	96 (86%)
	Unsecured Community Use	8	0	5	2	0	15 (14%)

Available Football Sites with Secured or Unsecured community Use – No Identified Use 2020/21

2.6. Table 2.3 identifies those sites that are available for play and have been used in past seasons but have no identified use for the current 2020/21 season.

Table 2.3: Identified sites that are available for use but have no identified use currently for Competitive Play 2020/21 Season

Sub Area	Site	Security of use	Owners	Adult	Youth Football		Mini Soccer	
				11v11	11v11	9v9	7v7	5v5
Harrogate Sub Area	The Hydro Jenny Fields	Secured	Local Authority	1	0	0	0	0
	Cats Field Beech Grove Harrogate HG2 0EL	Secured	Local Authority	0	0	1	0	0
Central Sub Area	Markington Football Pitch	Secured	Local Authority	1	0	0	0	0
	Scotton Cricket Club	Secured	Club	0	0	1	0	0

Harrogate Borough Council

Playing Pitch Strategy Stage C Report – Football, Cricket, Rugby Union, and Hockey

Sub Area	Site	Security of use	Owners	Adult	Youth Football		Mini Soccer	
				11v11	11v11	9v9	7v7	5v5
Knaresborough Sub Area	King James School HG5 8EB	Unsecured	Education	1	2	1	0	0
	The Spinney HG5 0TD	Secured	Local Authority	0	1	0	0	0
	Fysche Field King James Field Adjacent Knaresborough Swimming Pool HG5 0LA	Secured	Local Authority	0	0	0	1	0
Nidderdale Sub Area	Belmont Grosvenor School – Birstwith HG3 2NN	Unsecured	Education	1	0	0	0	0
	Nidderdale Showground	Secured	Local authority	0	1	0	0	0
	Nidderdale High School HG3 5HL	Unsecured	Education	1	0	0	0	0
	St Cuthbert's Primary School HG3 5LS	Unsecured	Education	0	1	0	0	0
Ripon Sub Area	Outwood Academy HG4 2DE	Unsecured	Education	1	0	0	0	0
	Camp Close HG4 1 NT	Secured	Local Authority	1	0	0	0	0

2.7. The pitch sites identified in table 1.3 are all 1 pitch sites except for King James School, Knaresborough. Camp Close, football pitch in the Ripon Sub Area is subject of a planning application to provide a new leisure centre and the pitch will be re provided on site with changing facilities.

Harrogate Borough Council

Playing Pitch Strategy Stage C Report – Football, Cricket, Rugby Union, and Hockey

Sites that are Unavailable for Community Use

2.8. Table 2.4 identifies the sites across Harrogate borough where there are football pitches but there is no available community use.

Table 2.4: Football sites without Available Community Use

Site Name	Community use on site	Security of use	Owners	Adult	Youth Football		Mini Soccer	
				11v11	11v11	9v9	7v7	5v5
Harrogate College Hookstone Road	Unavailable	Unsecured	Education	2	0	0	0	0
Ashville College	Unavailable	Unsecured	Education	0	0	0	0	0
Willow Tree Community Primary School	Unavailable	Unsecured	Education	0	0	2	0	0
Saltergate Junior School	Unavailable	Unsecured	Education	0	0	0	0	2
Army Foundation College	Unavailable	Unsecured	MoD	4	0	0	0	0
St Mary's School Knaresborough	Unavailable	Unsecured	Education	0	0	0	0	2
Meadowside Primary School	Unavailable	Unsecured	Education	0	0	0	0	0
RAF Menwith Hill	Unavailable	Unsecured	MoD	1	0	0	0	0
Queen Ethelbergas College	Unavailable	Unsecured	Education	3	0	0	0	0
Dishforth Airfield	Unavailable	Unsecured	MoD	2	0	0	0	0
Dacre Braithwaite C of E School	Unavailable	Unsecured	Education	0	0	1	0	0
Grewalthorpe C of E Primary School Ripon	Unavailable	Unsecured	Education	0	0	1	0	0
Fountains C of E Primary School Ripon	Unavailable	Unsecured	Education	0	0	0	0	2
Masham Sport Association	Unavailable	Secured	Sports Association	1	0	0	0	0
Claro Barracks	Unavailable	Unsecured	MoD	2	1	0	1	0
St Wilfred's Catholic Primary school Ripon	Unavailable	Unsecured	Education	0	0	1	0	0
St Roberts Catholic Primary School	Unavailable	Unsecured	Education	0	0	0	1	0
Westville House Preparatory School	Unavailable	Unsecured	Education	0	0	0	0	2

Informal Pitches

- 2.9. In addition to playing fields with marked pitches and goalposts for formal games, there are areas of maintained grass in parks, recreation grounds and other public open spaces throughout the borough that are available and free to access for informal, kick about games. Several football clubs use these spaces for team training at weekends and during light evenings in early and late season as a free alternative to paying for training slots on artificial pitches. These informal football areas are in central parts of the Borough, with local parks in residential areas accommodating kick-about opportunities. The Stray and Killinghall Moor are key site locations for informal use and are heavily used.

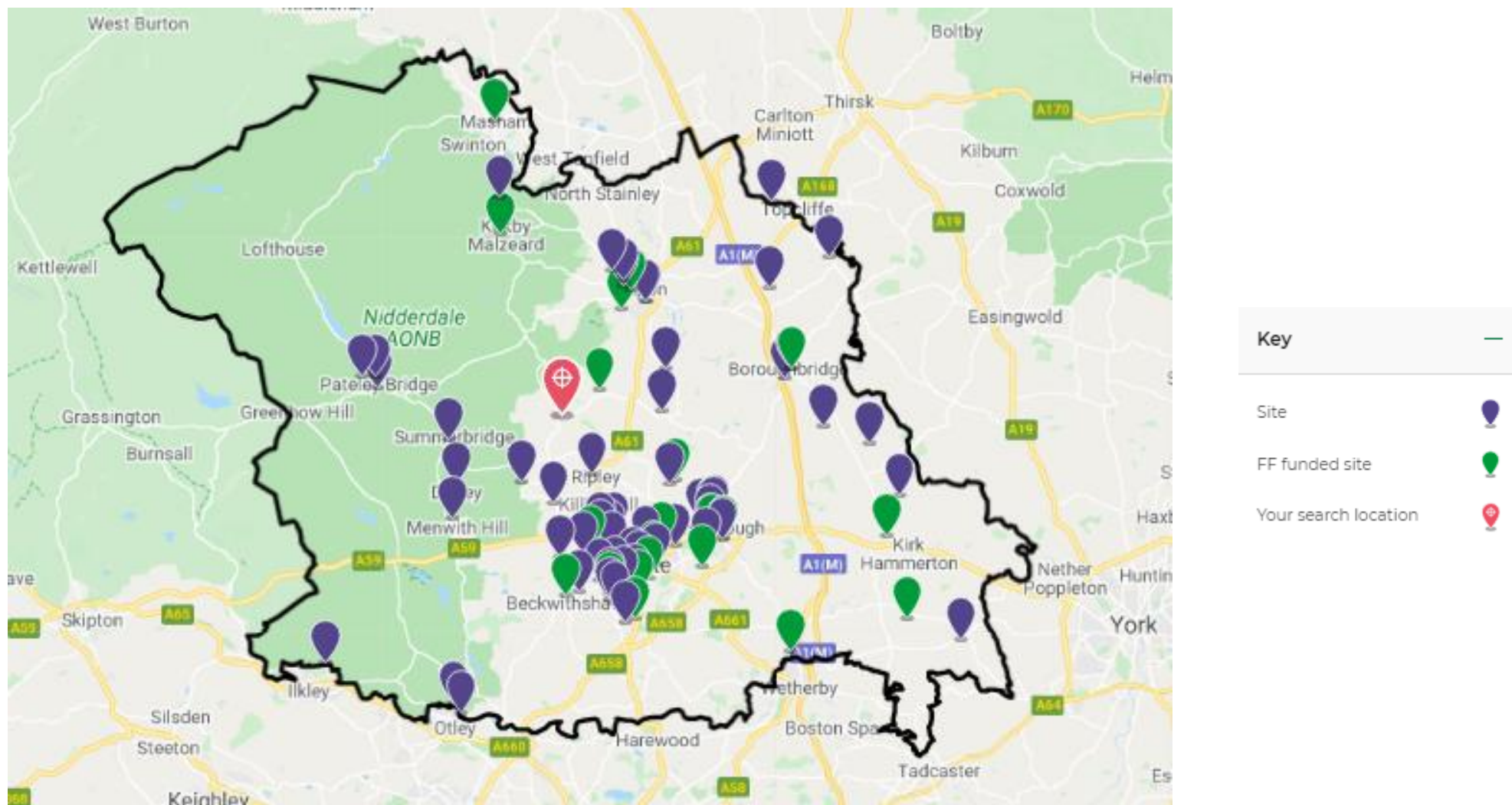
Lapsed Disused Provision

- 2.10. Playing fields which have previously accommodated formal pitch provision are categorised as either disused or lapsed. A disused site is a playing field which is not being used at all by any users and is not available for community hire either. Once these sites are disused for five or more years they will then be categorised as 'lapsed sites.
- 2.11. As mentioned, a lapsed site was as a playing field more than five years ago. These fall outside of Sport England's statutory remit but still must be assessed using the criteria in paragraph 97 of the National Planning Policy Framework and Sport England would nonetheless challenge a proposed loss of playing pitches/playing field which fails to meet such criteria.
- **Ure Bank, Ripon owned by Harrogate Borough Council that appears to have no use and not available for football. This site was prone to flooding.**
 - **Harrogate College of Policing 1 adult football pitch. Housing development site**
 - **Dishforth Sports Association has space for 1 adult football pitch but is currently unused YO7 3LQ.**
 - **Great Ouseburn Playing Field has been used for football in the past but is now used for cricket only YO26 7RL.**
 - **Long Marston Recreation Ground is no longer used for football but has cricket use YO26 7LW.**
 - **Marton Cum Grafton Recreation Ground mini soccer pitch is no longer used. West Riding County FA are aware of a group who wish to use the site for football in the future.**
- 2.12. The map below provides the location of football pitches across Harrogate Borough.

Harrogate Borough Council

Playing Pitch Strategy Stage C Report – Football, Cricket, Rugby Union, and Hockey

Map 2.1: Location of all football pitches in Harrogate Borough



Future Provision and Proposed Supply changes

- 2.13. Current planning applications/proposals for playing pitch sites in Harrogate borough that have potential implications for the future supply of playing pitches are:

Table 2.5: Current Planning Application / Proposals

Playing Pitch planning proposals	Impact on Outdoor Sports Supply
Harrogate Sub Area	
6/05447/DVCMAJ. Site Of Pannal Business Park Station Road Pannal North Yorkshire. Housing development with 9v9 and 7v7 sports pitches and car parking	Pannal Sports FC will soon have access to 1 new junior 9v9 and 1 7v7 mini soccer pitch at the former Dunlopilla Site
20/01967/FUL Replacement of existing natural grass football pitch with new 3G artificial grass pitch, installation of floodlighting, perimeter fencing, acoustic fencing, and new access footpath. St Aidan's Church of England High School Oatlands Drive Harrogate HG2 8JR	St Aidan's School adjacent to the Stray has planning approval March 2021 for a 3G pitch to replace a grass pitch subject to conditions i.e. shall not be used other than between the hours of 0900 and 2000 Monday to Fridays, 0900 and 1700 on Saturdays and 1000 and 1400 on Sundays. A community use agreement needs to be in place and maintenance regimes agreed. At this time it is unknown if this development will go forward due to the opening time conditions imposed.
New Pannal Sports FC pitches located on Leeds Road opposite the Mercedes-Benz dealership between Harrogate and Pannal Village.	These pitches are now complete and in use. There is still a need for changing accommodation and completion of the cricket square.
Harrogate Local Plan - H36 – Former Police Training Centre, Yew Tree Lane. Full planning permission was granted on 25 October 2018 for site H36 (14/02970/FULMAJ). In granting permission, the issue of the loss of the playing fields was considered. Sport England took a lead role in negotiations to establish a satisfactory solution. The agreed solution was on site provision below the existing level and a commuted sum payable for off-site improvements to compensate for the loss of football pitches and a cricket pitch. Sport England agreed this money (£440k) should go to Pannal Junior Sports and their new development off Leeds Road.	As part of a new application on the site (20/02318/OUTMAJ). Sport England have confirmed that they are happy for the on-site provision not to be maintained on-site but mitigation in the form of an off-site contribution to Pannal Juniors site. £595K in total for replacement cricket pitch and 3 x football pitches”

Harrogate Borough Council

Playing Pitch Strategy Stage C Report – Football, Cricket, Rugby Union, and Hockey

Playing Pitch planning proposals	Impact on Outdoor Sports Supply
<p>Harrogate Local Plan - H16 – Playing Fields, Harrogate College. The college and associated playing fields lie adjacent to one of Harrogate Town’s key employment sites, served by a rail station on the Leeds-Harrogate-York rail line; expansion of which would bring significant economic benefits. Local Plan Policy HP6 provides for the protection of existing sport, open space, and recreation facilities. In respect of site H16 the SA recognises that the loss of playing fields will require mitigation in accordance with that policy, informed by the most recent evidence available. Sport England has raised an objection to this site in respect of loss of playing fields, however they have confirmed to the council in an email dated 9 November 2018 that: ‘Where Sport England is aware that the Council is producing the evidence base, we will be more relaxed with our objection to the Local Plan provided that any policies and their supporting text make reference to the emerging studies and that any site allocations that result in the loss of sport facilities reference is made.</p> <p>On a previous residential scheme on the site (dismissed on appeal due to a technicality) it was accepted by all parties (including Sport England) that the provision of a 3G pitch (plus a financial contribution to the provision of enhanced cricket and football facilities at Ripley Cricket Club) was sufficient to outweigh the loss of grass pitches on site based on a qualitative versus quantitative argument.</p>	<p>This site is currently unused but will require mitigation of playing fields.</p>
<p>West of Harrogate – Urban Extensions. Local Plan sites – H49, H51, H45 and H70. There are on-going discussions on the need for playing pitch requirements from these developments as part of work on a parameters plan. These sites combined could see development of approximately 2000 new dwellings.</p>	<p>There will be a substantial increase in the need for new on site or improved off site playing pitches to be agreed as part of these new dwelling developments.</p>
Knaresborough Sub Area	
<p>Manse Farm Knaresborough</p>	<p>Reserved Primary school Education site – possible playing pitch.</p>

Harrogate Borough Council

Playing Pitch Strategy Stage C Report – Football, Cricket, Rugby Union, and Hockey

Playing Pitch planning proposals	Impact on Outdoor Sports Supply
Ripon Sub-Area	
<p>20/02973/EIAMAJ Outline application, with means of access (from Clotherholme Road and Kirkby Road) for consideration, for a mixed-use development comprising: up to 1300 dwellings (Use Class C3), up to 60 extra care accommodation units (Use Class C2), retail, food and drink (Use Classes E, F2 and sui generis), community facilities (Use Classes E, F1, F2 and sui generis), 2ha of employment land (Use Class E), Primary School (Use Class F1), sports pitches with ancillary facilities (Use Class F2), public open space, landscaping, demolition of existing buildings and structures, and associated works. 21 And 38 Engineers Claro Barracks Chatham Road Ripon North Yorkshire HG4 – undetermined in July 2021.</p>	<p>Harrogate Local Plan R25 – Claro Barracks. Local Plan Policy HP6 provides for the protection of existing sport, open space, and recreation facilities. The SA recognises that the loss of playing fields will require mitigation in accordance with Policy HP6 and informed by the most recent evidence available. In determining any application on this site, the mitigation required in line with policy HP6 will be considered considering the most up to date evidence.</p> <p>Sport England has raised an objection to this site in respect of loss of playing fields.</p> <p>The council has agreed a Statement of Common Ground (SoCG) with the Defence Infrastructure Organisation (DIO) and Homes England in respect of Deverell Barracks, Claro Barracks and Laver Banks [EX/SoCG/01]. In this statement the parties agree 'that the issue of sports field provision should be dealt with holistically within the masterplan and the correct approach to determining the appropriate level of onsite sport and recreation facilities will be through having regard to HDLP Policies HP6 and HP7, informed by an updated Outdoor Sports Strategy, and the Barracks site masterplan'. The SoCG at Appendix 5 sets out the agreed approach to the proposed development having regard to Sport England's policy, the identified exceptions and policy set out in the NPPF.</p>
Southeast Sub Area	
<p>19/00017/EIAMAJ Outline planning application for the construction of up to 4,000 residential dwellings (Use Class C2 and C3), employment land (Use Class B1, B2 and B8), a mixed-use local centre (Use Class A1, A3, A4, A5 and D1), two primary schools (Use Class D1), and associated infrastructure including site preparation, landscaping, open space, drainage, access roads, highways works and utilities with all matters reserved. Land Comprising Field At 444466 455810 Cattal North Yorkshire. Undetermined in July 2021.</p>	<p>Football Association have identified the following need:</p> <ul style="list-style-type: none"> 2 adult 11v11 pitches 2 youth 11v11 pitches 1 junior 9v9 pitch 2 mini soccer pitches <p>There will also be a need for car parking and pavilion facilities to include changing, toilets and catering facilities that comply to FA Guidelines.</p> <p>Harrogate Borough Council is currently preparing a DPD for development of the site which was identified as a location for a New Settlement in the Local Plan. The Sport England New Development Calculator will be used to check the requirements for the site as part of the assessment of the application and preparation of the DPD.</p>

Football Club Aspirations – Future Supply Changes

2.14. Aspirations identified in consultation for change in the supply of football facilities in Harrogate borough are:

- **Harrogate Sub Area:**

1. **Pannal Ash FC** – Have plans to improve drainage on pitches at Almsford Playing Fields. Funding has been secured the grass pitch improvements are underway.
2. **Harrogate Town FC** - Considering sites for a training and education venue across Harrogate. The club has had pre application discussions with the Council. However, sites must remain confidential at this stage of discussion. This will need to be included as a scenario test for 3G provision.
3. **Harrogate Railway FC** – The club are keen to raise funds for a 3G pitch by selling a strip of land at the club's home ground. This could be of benefit for football and rugby as Harrogate Pythons RFU have a lease for a rugby pitch on site and use of the clubhouse.
4. **Harrogate High School** – Has recently become the new home for Harrogate Railway Juniors and the school has approached West Riding County FA regarding provision of a 3G AGP on site.
5. **Rossett Sports Centre** – The school has resurfaced the 3G AGP in June 2021. This was at a cost of £160k and the last £10k was raised through Crowd Funding.
6. **Harrogate Grammar School** – the school are in discussion with England Athletics with regards to provision of a 4-lane training track and throw areas. This would have an impact on rugby pitches at the school site which may lead to a World Regulation 22 3G pitch as mitigation.
7. **Pannal FC** – may well in the 2021/22 season be able to use a new 9v9 and 7v7 pitches on the old Dunlopillo development site. Currently the Council has not taken these facilities over. This is due to the required quality not being achieved by the developer. The club with its new facility in operation at Pannal Community Park are still intending to rent some of the pitches again in 2021/22 as a fall back but be able to use particularly Crimple Meadows and a full-size pitch on the Stray or at Burley Bank (Army Training Centre).

- **Northeast Sub Area**

1. **Boroughbridge FC** – Early concept talks about developing a new pitch in Boroughbridge, on land that has a covenant for leisure use. Land at the back of the Leisure Centre may be suitable for a small 3G pitch to replace the small sand dressed pitch.

- **Ripon Sub Area**

1. **Ripon City Football Club** – Seeking to develop additional or new stadia/floodlit provision. Considering the sale of Mallorie Park and providing a new stadium with associated pitches on the outskirts of Ripon or Ripon Barracks. This proposal would also run alongside any opportunities that arise from the Claro Barracks development and the club has an interest in the development at Claro Barracks.

Pitch quality

2.15. The quality of football pitches across Harrogate Borough have been assessed via a combination of site visits (using non-technical assessments as determined by the FA) and user consultation to reach and apply an agreed rating as follows:

- **Good**
- **Standard**
- **Poor**

2.16. Pitch quality primarily influences the carrying capacity of a site; often pitches lack the drainage and maintenance necessary to sustain levels of use. Pitches that receive little to no ongoing repair or post-season remedial work are likely to be assessed as poor, therefore limiting the number of games they can accommodate each week without it having a detrimental effect on quality. Conversely, well maintained pitches that are tended to regularly are likely to be of a higher standard and capable of taking several matches without a significant reduction in surface quality.

2.17. The percentage parameters used for the non-technical assessments were as follows: Good (>80%), Standard (50-80%), Poor (<50%). The final quality ratings assigned to the sites also consider the user quality ratings gathered from consultation and those agreed with West Riding County FA.

2.18. The table below summarises the quality of pitches that are available for community use in Harrogate borough. In total, 22 (19.8%) pitches are assessed as good quality, 48 (43.2%) as standard quality and 41 (37%) as poor quality.

Harrogate Borough Council

Playing Pitch Strategy Stage C Report – Football, Cricket, Rugby Union, and Hockey

Table 2.6: Pitch quality assessments (community use pitches)

Analysis Sub Area	Adult Pitches			Youth 11v11 Pitches			Junior 9v9 Pitches			Mini pitches		
	Good	Standard	Poor	Good	Standard	Poor	Good	Standard	Poor	Good	Standard	Poor
Harrogate Sub Area	1	4	7	2	2	14	2	3	6	6	7	6
Central Sub Area	1	1	0	-	2	-	-	1	-	-	5	-
Knaresborough Sub Area	2	1	0	1	-	-	1	-	-	4	-	-
Nidderdale Sub Area	-	-	-	-	-	2	-	1	-	-	3	3
Northeast Sub Area	-	2	1	-	-	-	-	-	1	-	1	-
Ripon Sub Area	1	-	-	-	1	-	-	1	-	-	4	-
Southeast Sub Area	1	2	-	-	1	-	-	2	-	-	2	-
South Harrogate Sub Area	-	-	1	-	-	-	-	-	-	-	-	-
Northwest Sub Area	-	1	-	-	-	-	-	-	-	-	1	-
Total	6	11	9	3	6	16	3	8	7	10	23	9

- 2.19. Most poor-quality pitches are located at Harrogate borough Local authority sites or educational sites. These pitches often receive limited amounts of dedicated maintenance due to budgetary restraints and are heavily used for community, curricular and extracurricular activities meaning they have less time to remediate.
- 2.20. Secondary schools commented that drainage of their facilities is poor. Sites where particular concerns were highlighted include Saltergate Junior School, King James School, St Aidan's Church of England High School, St Roberts Catholic Primary School, Nidderdale High School, St John Fishers High School and Boroughbridge High School. Harrogate High School. Pitches at Harrogate Grammar School are considered to have specific problems with drainage particularly the bottom pitch which floods. Rossett School received funding to improve drainage of pitches in 2016.
- 2.21. Clubs and leagues have stated that the pitches maintained by the Local authority are of poor quality. Issues at these sites are drainage issues.

Harrogate Borough Council

Playing Pitch Strategy Stage C Report – Football, Cricket, Rugby Union, and Hockey

2.22. The following Council sites accommodate at least one poor quality pitch:

- **Crimple Meadow**
- **Killinghall Moor**
- **Oatlands**
- **Queen Ethelburgas Community Park**
- **The Stray**

2.23. Specific comments relating to the pitch conditions at individual sites can be seen in the table below. These are either taken from club consultation or from site assessments.

Table 2.7: Summary of pitch quality comments

Site name	Club name	Comments
Almsford Playing Fields	Pannal Ash Juniors FC	Half of the site has received drainage works the remaining half of the site requires drainage works. Following a successful grant application these pitch improvements are underway.
Boroughbridge Association Sports	Boroughbridge FC	Pitches require inspection before playing due to dog excretion.
Darley Playing Fields	New Park Bulldogs FC	Pitch suffers from occasional water logging.
Feast Field	Hampsthwaite and Birthwith Juniors FC	Drainage of all the pitches is poor
Fysche Field	Currently unused	Pitch is uneven and clear signs of unofficial use.
Harlow Hill	Pannal Sports FC	Pitch has a lot of dog excrement that needs to be removed before play.
Hell Wath Community Park	Ripon City Panthers FC	Junior club would like to invest in pitches to improve quality and capacity due to the lack of pitches in Ripon generally.
Harrogate High School	Harrogate Railway Juniors FC	Pitches are waterlogged and not playable from November to the end of the season. There is a need to improve football pitch quality.

Harrogate Borough Council

Playing Pitch Strategy Stage C Report – Football, Cricket, Rugby Union, and Hockey

Site name	Club name	Comments
Harrogate Railway FC	Harrogate Railway FC	The 1 adult pitch on a slight slope has drainage issues.
Killinghall Moor	Killinghall Nomads Juniors FC.	Drainage is not good and gets worse year on year. October to Easter the pitches are often not playable. Ground's maintenance is carried out by the Local Authority. FA Pitch Improvement Service has visited and the club have secured funding from the Football Foundation to improve the maintenance on the pitches.
Oatlands Park	Harlow Hill FC and Pannal Ash JFC	Evidence of dog fouling, litter, and unofficial use
Queen Ethelburgas Community Park	Pannal Ash JFC	Pitches have poor drainage leading to them becoming waterlogged in addition to dog fouling.
The Stray		Pitches are heavily used by the community in general and unofficial training, clubs inform us that the pitches were damaged caused by the weather effected UCI World Cycling Event. These pitches were not put back into a playable standard straight away. There is a need to improve the drainage at the Stray.

Ancillary Facilities

2.24. The quality of ancillary facilities across Harrogate Borough has been assessed via a combination of site visits and user consultation to reach and apply an agreed rating as follows:

- **Good**
- **Standard**
- **Poor**

2.25. Ancillary facility ratings are primarily influenced by the type of amenities which are available on a site accompanied by their quality, such as a clubhouse, changing rooms, showering provision, car parking, dedicated official and spectator facilities and boundary fencing. The table below identifies the findings for football sites that are actively utilised for football across Harrogate Borough.

Harrogate Borough Council

Playing Pitch Strategy Stage C Report – Football, Cricket, Rugby Union, and Hockey

Table 2.8: Summary of community available ancillary facility quality at active football sites

Site ID	Site name	Analysis area	Ancillary facility quality
1	Almsford Playing Fields	Harrogate Sub Area	Good
2	Burley Banks (Army Foundation College)	Harrogate Sub Area	Standard
3	Crimple Meadow	Harrogate Sub Area	None
4	Harlow Hill	Harrogate Sub Area	Standard
5	Harrogate Grammar School	Harrogate Sub Area	Standard
6	Harrogate Railway FC	Harrogate Sub Area	Standard
7	Killinghall Moor	Harrogate Sub Area	Good
8	Oatlands Park	Harrogate Sub Area	Poor
9	Pannal Community Park	Harrogate Sub Area	None
10	Queen Ethelbergas Community Park	Harrogate Sub Area	None
11	Rossett School Playing Field/Rosset Sports Centre	Harrogate Sub Area	Standard
12	Harrogate High School	Harrogate Sub Area	Standard
13	St Aiden's Church of England School	Harrogate Sub Area	Standard
14	St John Fisher Catholic High School	Harrogate Sub Area	Standard
15	The Stray	Harrogate Sub Area	Poor
16	Bishop Monkton Playing Fields	Central Sub Area	Good
17	Burton Leanard Sports Ground	Central Sub Area	Poor
18	Percy Fields	Central Sub Area	Good
19	Ripley Cricket Club	Central Sub Area	Good
20	King George V Playing Fields	Knaresborough Sub Area	Good
21	Knaresborough Celtic - Thistle Hill	Knaresborough Sub Area	Good
22	Knaresborough Town FC - Manse Lane	Knaresborough Sub Area	Good
23	Darley Playing Fields	Nidderdale Sub Area	Poor
24	Feast Field	Nidderdale Sub Area	None

Harrogate Borough Council

Playing Pitch Strategy Stage C Report – Football, Cricket, Rugby Union, and Hockey

Site ID	Site name	Analysis area	Ancillary facility quality
25	Max Pullen Sports Ground	Nidderdale Sub Area	Standard
26	Boroughbridge Sports Association	Northeast Sub Area	Standard
27	Boroughbridge High School	Northeast Sub Area	Standard
28	Boroughbridge Primary School	Northeast Sub Area	None
29	Hell Wath Community Park	Ripon Sub Area	Good
30	Malorie Park	Ripon Sub Area	Poor
31	Green Hammerton Playing Fields	Southeast Sub Area	Standard
32	Barr Field - Kirk Deighton Rangers	Southeast Sub Area	Good
33	Tockwith Sports Field Top and Bottom Field	Southeast Sub Area	Standard
34	Beckwithshaw Playing fields	South Sub Area	Poor
35	Highside Playing Fields	Northwest Sub Area	Good

2.26. Across the Borough, 6 sites (17%) actively used for football are not serviced by any sort of clubhouse or changing rooms. In addition, a further 6 (17%) sites are serviced by poor quality provision. As a result, there are several stakeholders which indicate aspirations to create or improve the quality on ancillary provision on the sites they use.

- **Pannal Sports FC aspire to provide a club house with changing rooms at Pannal Community Park.**
- **Darley Playing Fields Association would be keen to refurbish the changing rooms on site.**
- **Kirk Deighton Rangers use Barr field and would like to make improvements to meet National League Ground Grading Requirements.**
- **Ripon City FC aspires to have new changing / clubhouse facilities and aspirations to enter the football pyramid. The club has wider aspirations of moving to a new site.**
- **Clubs using Oatlands Park would like to see the changing block replaced.**
- **Clubs have stated that the Stray changing rooms need replacing and that they are too small for the number of pitches on site.**

Harrogate Borough Council

Playing Pitch Strategy Stage C Report – Football, Cricket, Rugby Union, and Hockey

Demand

- 2.27. Through the audit and assessment, 268 teams from within 36 clubs are identified as playing within Harrogate Borough. This consists of 58 adult men's, 6 adult women's, 61 youth 11v11 boys', 12 youth 11v11 girls', 45 junior boys' 9v9 teams, 8 junior girls' 9v9 teams, 43 7v7 and mini soccer teams and 35 5v5 mini soccer teams. Youth football is the most prominent format of play.
- 2.28. Football in the Borough is played predominately in the Harrogate Sub Area, which corresponds with the area also accommodating the most amount of provision. In comparison, the South Sub Area services the least number of teams.

Table 2.9: Summary of competitive teams currently playing in Harrogate Borough

Analysis area	No. of teams								Total
	Adult Male 17 years +	Adult Female 17 years +	Youth 11v11 (Boy's)	Youth 11v11 (Girls)	Junior 9v9 (Boy's)	Junior 9v9 (Girl's)	Mini 7v7	Mini 5v5	
Harrogate Sub Area	27	3	34	6	26	3	18	14	131
Central Sub Area	2	1	4	3	5	1	7	7	30
Knaresborough Sub Area	7	0	7	1	4	0	2	1	22
Nidderdale Sub Area	2	0	2	0	0	2	4	4	14
Northeast Sub Area	4	1	3	1	2	1	3	1	16
Ripon Sub Area	6	1	8	1	4	1	3	2	26
Southeast Sub Area	6	0	3	0	3	0	4	4	20
South Harrogate Sub Area	4	0	0	0	0	0	0	0	4
Northwest Harrogate Sub Area	0	0	0	0	1	0	2	2	5
Total	58	6	61	12	45	8	43	35	268

Football Pyramid Demand

- 2.29. The National League System is a series of interconnected leagues for adult men's football clubs in England. It begins below the football league (the National League) and comprises of seven steps, with various leagues at each level and more leagues lower down the pyramid than at the top. The system has a hierarchical format with promotion and relegation between the levels, allowing even the smallest club the theoretical possibility of rising to the top of the system.
- 2.30. Clubs within the step system must adhere to ground requirements set out by the FA. The higher the level of football being played the higher the requirements. Clubs cannot progress into the league above if the ground requirements do not meet the correct specifications. Ground grading assesses grounds from A to H, with 'A' being the requirements for Step 1 clubs.
- 2.31. Harrogate Town AFC is a professional club in Harrogate Borough that plays above the pyramid. In the Football League. The club competes in League Two, the fourth tier of English football, after winning the 2019-20 National League play-offs.
- 2.32. There are a total of four clubs as well as Harrogate Town AFC which play within the football pyramid, as seen below:
- **Harrogate Railway FC (Step 6)**
 - **Knaresborough Town FC Firsts (Step 5)**
 - **Knaresborough Town Reserves (Step 7)**
 - **Boroughbridge Firsts (Step 7)**
- 2.33. A common issue for clubs entering the pyramid is changing facilities. For Step 7 football (ground grading H), changing rooms must be a minimum size of 18 square metres, exclusive of shower and toilet areas. Ripon City FC and Kirk Deighton Rangers have expressed ambitions to enter the football pyramid and will require ground improvements or new grounds.
- 2.34. The general principle for clubs in the football pyramid is that they must achieve the appropriate grade by March 31st of their first season after promotion, which therefore allows a short grace period for facilities to be brought up to standard. This, however, does not apply to clubs being promoted to Step 7 (as they must meet requirements immediately).

Women’s National League System

2.35. There is also a Women’s National League System like the adult men’s football pyramid, providing structure to the women’s game. As seen in the table 1.10, The system is also hierarchical format with promotion and relegation between the levels.

Table 2.10: Summary of ground grading for women’s football

Level	League	Grading category
Tier 1	Women’s Super League	Grade A
Tier 2	FA Women’s Championship	Grade B
Tier 3	FA Women’s National League - Premier	Grade C
Tier 4	FA Women’s National League Division 1	Grade D
Tier 5	Women’s Regional League Premier	Grade E
Tier 6	Women’s Regional League Division 1	
Tier 7	County Leagues	

2.36. Although women’s clubs are still required to meet ground requirements set out by the FA, these differ from the men’s National League System. Ratings range from grade A to E, each with differing minimum requirements.

2.37. In 2017, the FA announced plans to restructure the women’s league for the highest performers in the football pyramid. The changes were implemented from the start of the 2018-19 season and saw the top league, FA WSL 1, expand from ten clubs to 14 and the creation of a new national league established at tier two for a maximum of 12 teams. Harrogate Borough has the following teams in the Women’s Football Pyramid.

- **Harrogate Ladies Town FC (Northeast Regional Women’s Football League Premier Division)**
- **Harrogate Town Ladies Development (Northeast Regional Women’s Football League South Division) and**
- **Harrogate Railway Ladies FC (Tier 7 West Riding County Women’s Football League Premier Division).**
- **Ripon City Ladies (Tier 7 West Riding County Women’s Football League Premier Division).**

Imported Demand

- 2.38. Imported demand refers to any demand from teams in neighbouring local authorities that accesses facilities within the Harrogate Borough study area due to a lack of available facilities in other local authorities where the team or club is based. There are no known clubs or teams which import demand into the Borough from neighbouring authorities.

Exported Demand

- 2.39. Exported demand refers to teams that are currently accessing pitches for home fixtures outside of Harrogate Borough, despite being registered to the Borough.
- 2.40. There are no known clubs that export teams in Harrogate Borough.

Latent Demand

- 2.41. Latent demand refers to potential demand; individuals who would like to participate within the sport but do not do so. This can be for a variety of reasons including a lack pitches or appropriate facilities. Clubs that report latent demand and the reasons provided for this latent demand can be seen below.
- **Harrogate Sub Area** – Harrogate Railway Junior Football Club and Killinghall Moor Nomads both report if they had improved pitches and changing provision for both male and female then participation would improve. The need for better training facilities is also required. All junior clubs across Harrogate sub area report that there is a need for improved training facilities such as 3G pitch provision.
 - **Ripon Sub Area** – Ripon City at Malorie Park report that their pitch is at capacity and cannot take any more competitive play and so restricts the team numbers and players. Ripon Panthers JFC have capacity issues at Hell Wath Community Park and as such must limit the number of players, they can take which often involves local children being turned away which has a negative impact on participation.
 - **Northeast Sub Area** – Boroughbridge FC are considering additional pitch provision locally at an additional ground to meet demand. There is also a need for improved training facilities.

Unmet Demand

- 2.42. Unmet demand is existing demand that is not getting access to pitches. It is usually expressed, for example, when a team is already training but is unable to access a match pitch, or when a league has a waiting list due to a lack of pitch provision, which in turn is hindering the growth of the league. No unmet demand is expressed by clubs in Harrogate Borough.

Future Demand

2.43. Future demand can be defined in two ways, through participation increases and by using population forecasts.

Participation Increases

2.44. Clubs' report aspirations to increase the number of teams they provide. Clubs have quantified *potential* increase and there is a predicted growth of 25 teams, as seen below:

- **Youth Football 11 v 11 - 6 teams, 4 boys and 2 girls, 3 MES**
- **Junior 9 v 9 - 8 teams 4 girls and 4 boys, 4MES**
- **Mini soccer - 9 teams and 4.5 MES**
- **2 additional adult women's teams. 1MES**

Population Increases

2.45. Team generation rates (TGRs) are used to calculate the number of teams likely to be generated in the future (2035) based on population growth.

2.46. The Harrogate Local Plan identifies that there will be a minimum of 13,377 new homes provided for 2014 – 2035 across Harrogate District. At April 2021, 4249 dwellings had already been completed, approx. 5665 dwellings were on sites allocated in the Local Plan but had no planning permission and 1239 dwellings were allocated with planning permission. In total 6904 dwellings were on Local Plan allocation sites but not completed. The Sport England New Development Playing Pitch Calculator Tool should be used to identify team generation rates and need for playing pitches as and when planning applications are agreed.

2.47. A total of 6904 homes with an average household size of 2.3 persons (Average Harrogate Borough Household size - Census 2011) provides a new resident population of 15,879. In applying the current team numbers and the growth in population to the Sport England New Development Playing Pitch Calculator Tool, identifies a future need across Harrogate Borough for an additional 3.17 adult 11v11 match equivalent sessions, 3.6 youth 11v11 match equivalent sessions, 2.62 junior 9v9 match equivalent sessions, 2.3 mini 7v7 match equivalent sessions and 1.73 mini 5v5 match equivalent sessions.

Harrogate Borough Council

Playing Pitch Strategy Stage C Report – Football, Cricket, Rugby Union, and Hockey

Table 2.11: Harrogate Borough wide TGRs

Age group	Current population within age group	Current no. of teams	Team Generation Rate	Predicted future number of teams (2035)	Number of home matches per team per week	Number of home matches per week (per year for cricket) required from the number of teams generated by the new population
Senior Men 11v11	2377.34	58	415	5.73	0.50	2.87
Senior Women 11v11	2330.79	6	3930	0.59	0.50	0.30
Youth Boys 11v11	402.90	61	67	6.03	0.50	3.01
Youth Girls 11v11	394.99	12	333	1.19	0.50	0.59
Junior Boys 9v9	198.88	45	45	4.45	0.50	2.22
Junior Girls 9v9	193.54	8	245	0.79	0.50	0.40
Mini-Soccer Mixed 7v7	378.98	43	89	4.25	0.50	2.13
Mini-Soccer Mixed 5v5	348.33	35	101	3.46	0.50	1.73

2.48. It is important to note that TGRs are based on population figures and cannot account for specific targeted development work within certain areas or focused towards NGB initiatives.

Weetabix Wildcats Centres

2.49. Weetabix Wildcats centres work with FA qualified coaches to deliver local weekly sessions, which provide opportunities for girls aged five to 11 to develop fundamental skills and experience football in a safe and fun environment.

2.50. The low current base of expressed demand for girls and women's football (i.e. in terms of the number of girls and women's teams in comparison to boys and men teams) is clear evidence of high levels of latent demand for more female participation in the game. Realising much more of this latent demand among women and girls is a key target of the new FA Strategy for the three years to 2021. Current Weetabix Wildcat Centres in Harrogate Borough are:

- **St John Fisher Catholic High School – Harrogate**
- **Rosset Sports Centre – Harrogate**

Harrogate Borough Council

Playing Pitch Strategy Stage C Report – Football, Cricket, Rugby Union, and Hockey

- **Killinghall Moor – Harrogate**
- **Percy Fields - Knaresborough**
- **King James School – Knaresborough**

2.51. Considering the FA aspirations to double female participation in football through its Game Changer strategy and the establishment and foreseen future effect of the Weetabix Wildcats programme, it is likely that the growth in affiliated women’s and girl teams may exceed that shown through team generation rates; however, to what extent is not currently quantifiable. Future growth for women and girls’ football across Harrogate borough is factored in the supply and demand analysis below through the abovementioned club ambitions totalling 2 women’s team and 6 youth and junior girls’ teams.

Capacity Analysis

2.52. The capacity for pitches to regularly provide for competitive play, training and other activity over a season is most often determined by quality. As a minimum, the quality and therefore the capacity of a pitch affect the playing experience and people’s enjoyment. In extreme circumstances, it can result in the inability of a pitch to cater for all or certain types of play during peak and off-peak times.

2.53. As a guide, The FA has set a standard number of matches that each grass pitch type should be able to accommodate without it adversely affecting its quality. Taking into consideration the guidelines on capacity, the following ratings were used in Harrogate Borough:

Table 2.12: FA Quality Ratings Matches per Week.

Adult pitches		Youth pitches		Mini pitches	
Pitch quality	Matches per week	Pitch quality	Matches per week	Pitch quality	Matches per week
Good	3	Good	3	Good	6
Standard	2	Standard	2	Standard	4
Poor	1	Poor	1	Poor	2

Harrogate Borough Council

Playing Pitch Strategy Stage C Report – Football, Cricket, Rugby Union, and Hockey

2.54. Table 1.13 overleaf applies the above pitch ratings against the actual level of weekly play recorded to determine a capacity rating as follows:

Potential capacity	Play is below the level the site could sustain
At capacity	Play matches the level the site can sustain
Overused	Play exceeds the level the site can sustain

Match Equivalent Sessions

- 2.55. Pitches have a limit of how much play they can accommodate over a certain period before their quality, and in turn their use, is adversely affected. As the main usage of pitches is likely to be for matches, it is appropriate for the comparable unit to be match equivalent sessions.
- 2.56. **Appendix 1** provides the capacity analysis of individual sites by sub area and playing pitch typology and culminates in a Harrogate Borough Sub Area Overview Work Sheet.

Spare Capacity

- 2.57. To determine 'actual spare capacity', each site with 'potential capacity' identified in Appendix 1 Borough Sub Area Overview Work Sheet has been reviewed. A pitch is only said to have 'actual spare capacity' if it is available for community use and available at the peak time for that format of the game. Any pitch not meeting this criterion has consequently been discounted.
- 2.58. Actual spare capacity has been identified for secured and unsecured tenure pitches with a view to provide a scenario in stage D that identifies the impact of removing unsecured tenure pitches
- 2.59. Actual spare capacity of unsecured and secured community use pitches totals 33 match equivalent sessions per week. This has been aggregated up by area and by pitch type below.

Table 2.13: Summary of Actual Spare Capacity Taken from Appendix 1 Sub Area Overview Worksheet)

Analysis Sub Areas	Actual Spare Capacity Peak Time (Match equivalent sessions per week secured and Unsecured Community Use)					Total
	Adult	Youth 11v11	Youth 9v9	Mini 7v7	Mini 5v5	
Harrogate Sub Area	6	4.5	1.5	4	5	21
Central Sub Area	0.5	-	0.5	-	1	2

Harrogate Borough Council

Playing Pitch Strategy Stage C Report – Football, Cricket, Rugby Union, and Hockey

Analysis Sub Areas	Actual Spare Capacity Peak Time (Match equivalent sessions per week secured and Unsecured Community Use)					Total
	Adult	Youth 11v11	Youth 9v9	Mini 7v7	Mini 5v5	
Knaresborough Sub Area	0.5	-	-	1.5	1.5	3.5
Nidderdale Sub Area	-	0.5	0.5	1	-	2
Northeast Sub Area	1	-	-	-	-	1
Ripon Sub Area	-	-	-	1	1	2
Southeast Sub Area	1	-	-	-	-	1
South Sub Area	-	-	-	-	-	0
Northwest Sub Area	0.5	-	-	-	-	0.5
Total	9.5	5	2.5	7.5	8.5	33

- 2.60. Most actual spare capacity is identified on adult pitches and mini soccer 5v 5 pitches. although some is also identified on the remaining pitch types. Most of this spare capacity is in Harrogate Sub Area which correlates with it also accommodating the most amount of community available pitches. In comparison spare capacity in the South is 0 and the Northwest 0.5, Southeast and Northeast Sub Areas is 1. Knaresborough has spare capacity of 3.5 and 2 match equivalent sessions per week each in the remaining areas.

Overplay

- 2.61. Overplay occurs when there is more play accommodated on a site than it can sustain, which can often be due to the low carrying capacity of pitches. In Harrogate Borough, 13 pitches across 10 sites are overplayed by a combined total of 14 match equivalent sessions per week at peak time of play.
- 2.62. As can be seen below, when broken down, 2 match equivalent sessions of overplay takes place in the Harrogate Sub Area, 0.5 match equivalent sessions in the Central Sub Area, 3 match equivalent sessions in the Knaresborough Sub Area, 1.5 match equivalent sessions in the Northeast Sub Area, 4.5 match equivalent sessions in the Ripon Sub Area, 1.5 match equivalents sessions in the Southeast Sub Area and 1 match equivalent session in the Northwest Sub Area.

Harrogate Borough Council

Playing Pitch Strategy Stage C Report – Football, Cricket, Rugby Union, and Hockey

Table 2.14: Summary of Overplay Peak Time of Play

Site ID	Site name	Analysis area	Pitch type	No. of pitches	Capacity rating (Match sessions) Peak Time of Play
3	Crimple Meadow	Harrogate	Youth 11v11	1	0.5
11	Rosset School Playing Field/Rossett Sports Centre	Harrogate	Junior 9v9	1	1.5
18	Percy Fields	Central	Youth 11v11	2	0.5
21	Knaresborough Celtic Thistle Hill	Knaresborough	Youth 11v11	1	2.5
21	Knaresborough Celtic Thistle Hill	Knaresborough	Junior 9v9	1	0.5
27	Boroughbridge High School	Northeast	Junior 9v9	1	0.5
26	Boroughbridge Sports Association	Northeast	Mini soccer 7v7	1	1
29	Malorie Park – Ripon City	Ripon	Adult 11v11	1	0.5
30	Hell Wath Community Park	Ripon	Youth 11v11	1	3
30	Hell Wath Community Park	Ripon	Junior 9v9	1	1
31	Green Hammerton Playing Fields	Southeast	Junior 9v9	1	1.5
35	Highside Playing Fields	Northwest	Mini soccer 7v7	1	1
				Total	14

- 2.63. The majority of overplay on sites is generated from the substantial levels of demand accessing pitch stock. The overplay at The Stray is from teams accessing poor quality provision.
- 2.64. The following table looks at the overplay of weekly capacity where demand exceeds the capacity of pitches on a weekly basis.
- 2.65. As can be seen below, when broken down, 9.5 match equivalent sessions of overplay takes place in the Harrogate Sub Area, 1 match equivalent sessions in the Central Sub Area, 1 match equivalent session in the Knaresborough Sub Area, 0.5 in Nidderdale, 1.5 match equivalent sessions in the Northeast Sub Area, 5 match equivalent sessions in the Ripon Sub Area, 0.5 match equivalent sessions in the Southeast Sub Area and 1 match equivalent session in the South Sub Area.

Harrogate Borough Council

Playing Pitch Strategy Stage C Report – Football, Cricket, Rugby Union, and Hockey

Table 2.15: Summary of Overplay of MES Weekly Demand against Weekly Capacity

Site ID	Site name	Analysis area	Pitch type	No. of pitches	Capacity rating (Match sessions) Peak Time of Play
8	Oatlands Park	Harrogate	Adult 11v11	1	0.5
8	Oatlands Park	Harrogate	Youth 11v11	1	2.5
3	Crimple Meadow	Harrogate	Youth 11v11	1	2.5
7	Killinghall Moor	Harrogate	Youth 11v11	2	0.5
12	Harrogate High School	Harrogate	Adult 11v11	2	1.5
15	The Stray	Harrogate	Youth 11v11	5	0.5
11	Rosset School Playing Field/Rossett Sports Centre	Harrogate	Junior 9v9	1	0.5
18	Percy Fields	Central	Youth 11v11	2	1
21	Knaresborough Celtic Thistle Hill	Knaresborough	Youth 11v11	1	1
23	Darley Playing Fields	Nidderdale	Youth 11v11	1	0.5
28	Boroughbridge Primary School	Northeast	Adult 11v11	1	1
27	Boroughbridge High School	Northeast	Junior 9v9	1	0.5
29	Malorie Park – Ripon City	Ripon	Adult 11v11	1	2
30	Hell Wath Community Park	Ripon	Youth 11v11	1	2.5
30	Hell Wath Community Park	Ripon	Junior 9v9	1	0.5
31	Green Hammerton Playing Fields	Southeast	Junior 9v9	1	0.5
34	Beckwithshaw Playing Fields	South	Adult 11v11	1	1
				Total	19

Supply and Demand Analysis

- 2.66. Having considered supply and demand, the table (1.15) below identifies and summarises the current demand (i.e. spare capacity taking away overplay) for the whole Harrogate Borough. Future demand is based on team generation rates, which are driven by population increases, in addition, to club aspirational future growth plans.
- 2.67. There is current spare capacity on all pitch typologies across Harrogate borough when considering secured and unsecured community use sites. After factoring in future demand (Local Plan population increases form new dwellings and future team demands from Clubs), shortfalls become evident across all pitch typologies except for mini soccer 5v5.

Table 2.16: Summary of Supply and Demand Harrogate Borough Peak time of Play

Pitch type	Demand (match equivalent sessions per week)					Total Future Demand
	Actual Spare Capacity	Overplay Peak time	Current Total	Future Demand – Population Increases	Future Demand Club Aspirations	
Adult	9.5	0.5	9	6.3	1	2
Youth 11v11	5	6.5	1.5	7.2	3	11.7
Junior 9v9	2.5	5	2.5	5.24	4	11.7
Mini 7v7	7.5	2	5.5	4.25	4.5	3.25
Mini 5v5	8.5	-	8.5	3.46	-	5

- 2.68. Most current overplay across the various pitch types across the Borough is generated from high levels of demand. This is worsened when accounting for the additional future demand.

Football Summary

- The audit identifies 111 grass football pitches within Harrogate Borough across 35 sites that are available for community use and have been used in the 2020/21 season.
- Available pitches used by community football clubs in the 2020/21 season across Harrogate Borough equates to 27 adult 11v11, 25 youth 11v11, 18 junior 9v9, 25 mini soccer 7v7 and 17 mini soccer 5v5 pitches.
- 86% (96) of the 111 pitches used during the 2020/21 season across Harrogate Borough provide secured community use access (i.e. pitches owned or leased by local authorities or clubs/associations). 14% (15) pitches are unsecured community use pitches provided at education sites or MoD sites where there is no secured community use agreement in place.
- There are several planning applications/ proposals for large new housing developments that will require new on-site football pitch and ancillary provision or off-site provision to improve quality of pitch provision or ancillary provision.
- In total, 22 (19.8%) pitches are assessed as good quality, 48 (43.2%) as standard quality and 41 (37%) as poor quality.
- Several stakeholders aspire to improve their pitch quality and or provide 3G pitches.
- Across the Borough, 6 sites (17%) actively used for football are not serviced by any sort of clubhouse or changing rooms. In addition, a further 6 (17%) sites are serviced by poor quality provision. As a result, there are several stakeholders which indicate aspirations to create or improve the quality on ancillary provision on the sites they use.
- 268 teams from within 36 clubs are identified as playing within Harrogate Borough. This consists of 58 adult men's, 6 adult women's, 61 youth 11v11 boys', 12 youth 11v11 girls', 45 junior boys' 9v9 teams, 8 junior girls' 9v9 teams, 43 7v7 and mini soccer teams and 35 5v5 mini soccer teams. Youth football is the most prominent format of play, whilst mini 5v5 football is the least common.
- Ripon City FC and Kirk Deighton Rangers have expressed ambitions to enter the football pyramid.
- Actual spare capacity across Harrogate Borough totals 33 match equivalent sessions per week.
- 13 pitches across 9 sites are overplayed by a combined total of 14 match equivalent sessions per week at peak time of play.
- Weekly demand exceeds weekly capacity by 19 match equivalent sessions per week.
- There is current spare capacity on adult 11v11 and mini soccer pitches across Harrogate Borough. There is a current shortfall of youth 11v11 and junior 9v9 match equivalent sessions equivalent to 12 pitches - 8 youth 11v11 and 4 (3.5 rounded up) junior 9v9 pitches. After factoring in future demand, shortfalls become evident across all pitch typologies except for mini soccer 5v5.

Third Generation Turf (3G) Artificial Grass Pitches (AGPS)

Introduction

- 2.69. There are several surface types that fall into the category of artificial grass pitch (AGP). The three main groups are rubber crumb (also known as third generation turf or 3G), sand based (filled or dressed) and water based.

Table 2.16: AGP type and sport suitability

Surface	Category	Comments
Rubber crumb	Long Pile 3G (60mm with shock pad)	Rugby surface – must comply with World Rugby type 22 and/or RFL Community Standard, requires a minimum of 60mm pile.
Rubber crumb	Medium Pile 3G (55-60mm)	Preferred football surface. Suitable for noncontact rugby union/league practice or play.
Rubber crumb	Short Pile 3G (40mm)	Acceptable surface for some competitive football.
Sand	Sand Filled	Competitive hockey and football training.
Sand	Sand Dressed	Preferred hockey surface and suitable for football training.
Water	Water based	Preferred hockey surface and suitable for football training if irrigated.

- 2.70. England Hockey’s Artificial Grass Playing Surface Policy (June 2016) advises that 3G pitches should not be used for hockey matches or training and that they can only be used for lower-level hockey (introductory level) when no sand-based or water-based AGPs are available.
- 2.71. Competitive football can take place on 3G surfaces that have been FA or FIFA certified and a growing number of 3G pitches are now used for competitive match play when passed an approved test and registered on the FAs 3G pitch register at mini soccer and youth level. The recommended FA dimensions for a full sized 3G pitch are 100x64 metres with additional run off areas of three metres required on each side. Minimum playing area dimensions to meet performance standard criteria for competitive football are 90x45 metres (or 100x64 metres for FIFA sanctioned international matches), with additional run off areas of three metres required on each side. FIFA 3G pitch certification is required to host competitive adult match play at Step 3 and below, whilst for teams playing at Steps 1 or 2 pitches are required to have FIFA Pro standard certification, further information on which is included later in the section. Football training can take place on sand and water-based surfaces but is not the preferred option.
- 2.72. World Rugby (WR) produced the ‘Performance Specification for Artificial Grass Pitches for Rugby’, more commonly known as ‘Regulation 22’ that provides the necessary technical detail to produce pitch systems that are appropriate for rugby. The artificial surface standards identified in Regulation 22 allows matches to be played on surfaces that meet the standard.

Harrogate Borough Council

Playing Pitch Strategy Stage C Report – Football, Cricket, Rugby Union, and Hockey

- 2.73. Full contact activity, including tackling, rucking, mauling, and lineouts can take place. All full-size World Rugby compliant 3G pitches feature on the RFU register, including expiry dates of certification. Upon registration, World Rugby compliancy is valid for two years before renewal and retesting is required.
- 2.74. Competitive rugby league play and contact practice is permitted to take place on 3G pitches which are deemed by the RFL to meet its Performance Standard for Synthetic Turf Pitches. Pitches fall under two categories; community club pitches which require retesting every two years and elite stadia pitches which require an annual retest. Much of the criteria within the RFL performance standard test also forms part of the World Rugby test, consequently World Rugby certified 3G pitches are considered by the RFL to be able to meet rugby league requirements and are deemed suitable for rugby league use subject to passing an additional exclusive RFL performance standard test.

Current Provision

3G Football Turf Artificial Grass Pitches (FTPs)

- 2.75. The borough currently has the following 3G FTPs:
- **St John Fisher School – Harrogate Sub Area (FA Registered)**
 - **Rossett Sports Centre – Harrogate Sub Area (FA Registered)**
 - **Queen Ethelburgas College (x2) – Southeast Sub Area not available for community use**
 - **Army Foundation College (FA Registered Army FA) – Harrogate Sub Area not available for public use.**
 - **King James School – Knaresborough Sub Area (FA Registered)**
 - **Ripon Grammar School Ripon Sub Area (FA Registered) – the school bookings team has confirmed that Ripon Grammar School pitch is now open and available for community hire following the pandemic and issues regarding noise which have now been resolved.**
- 2.76. Harrogate Town FC (CNG) up until July 2020 had a 3G football turf pitch that was registered with the FA. Due to the promotion of Harrogate Town FC the 3G pitch has been replaced with natural grass to meet league requirements.
- 2.77. All pitches above apart from Queen Ethelburgas are on the FA Register for 3G FTPs (meaning they are quality checked and can be used for football match play). These pitches are not available for community use. The Army foundation College 3G pitch is also not available for community use.

Harrogate Borough Council

Playing Pitch Strategy Stage C Report – Football, Cricket, Rugby Union, and Hockey

2.78. Harrogate Town FC had provided a usage plan of the 3G pitch at the CNG before the 3G pitch was returned to natural grass. This is set out as follows:

- **Junior Teams:**

- Nidd United - 4 teams 11.30am to 12.30 Saturdays
- Pannal Sports - 5 teams 9.00am- 10.00am Saturday and 12 – 2.00pm Sundays
- Harrogate Town Junior - 6 teams 6.00pm - 9 .00pm Fridays
- Harrogate & Craven District Schools - 1 team 5.00pm – 6.00pm Wednesdays
- Harrogate Town U17s - 2 teams 5.00pm -7.00pm Mondays and Sundays 10.pm -12
- Harrogate Town U19's - 1 Team 7.00pm -9.00pm Mondays and 7.00pm – 9.00pm Thursdays
- Player Development Centre - 250 children aged 6 to 16 – 5.00p – 7.00pm Tuesdays, 5.00pm -6.00pm Wednesdays and 5.00pm -7.00pm Thursdays.
- All Harrogate Schools Finals are also held at the ground across all the age groups, Year 7 to Year 11
- Walking Football; - 60 participants every week 4.00pm -5.00pm Mondays and 1.00pm – 2.00pm on Thursdays (On Thurs they form 4 teams for matches on Mon they form 2 teams for matches)

- **Senior Teams:**

- Boroughbridge - 2 teams 7.00pm – 8.00pm Wednesday
- Harrogate Railway - 1 team 7.00pm -8.00pm Tuesday
- Burton Leonard - 1 Team 7.00p – 8.00pm Thursday
- Knaresborough Town - 1 team 7.00pm – 8.00pm Thursdays
- St Wilfred's - 1 team 7.00pm – 8.00pm Thursdays
- Harrogate Veterans - 1 team, play matches 4.00pm – 6.00pm Sundays
- Harrogate Town Ladies – 2.00pm – 4.00pm Sundays
- Hampsthwaite United 2.00pm – 4.00pm Saturday when Harrogate Town FC first team have an away fixture
- Football Mundial use CNG Wednesday evenings 7.00pm – 10.00pm

2.79. The above teams now must find alternative training facilities.

2.80. Harrogate Town FC are currently looking to provide new training and education facilities in Harrogate. This provision would include a 3G pitch and other natural grass pitches.

Harrogate Borough Council

Playing Pitch Strategy Stage C Report – Football, Cricket, Rugby Union, and Hockey

- 2.81. Rossett Sports Centre is within the minimum dimensions for adult football and is heavily utilised for affiliated junior football training. The availability for winter use is currently:
- **Monday 8pm (1/3 Pitch)**
 - **Tuesday 7pm (1/3 Pitch)**
 - **Tuesday 8pm (1/3 Pitch)**
 - **Tuesday 9pm (1/2 Pitch)**
 - **Wednesday 8pm (1/3 Pitch)**
 - **Wednesday 9pm (2 x 1/3 Pitch)**
 - **Friday 7pm - (1/3 Pitch)**
 - **Friday 8pm (2 x 1/3 Pitch)**
 - **Sunday 4pm, 5pm, & 6pm**
- 2.82. Rossett sports Centre have a community partnership in place with Beckwithshaw Saints FC for matches and training use of the 3G pitch.
- 2.83. Partner Clubs connected with the St John Fisher Catholic High School FTP are Pannal Sports, Pannal Ash, Killinghall Nomads, Beckwithshaw Saints, Hampsthwaite United, Nidd united, Clifford Juniors FC, Knaresborough Town, and Harlow Hill.
- 2.84. The 3G FTP at St John Fisher Catholic High School is used by Mundial Football for soccer leagues:
- **Mondays 7.00pm - 9.00pm**
 - **Thursdays 7.00pm – 10.00pm**
 - **Sunday's 1.00pm – 6.00pm Flexi League 11 v 11**
 - **Sunday's 6.00pm – 9.00pm 6-a-side league**
- 2.85. There were just 3 slots available between Mon-Fri on the 3G Pitch at St John Fisher School, Harrogate. Tuesday or Wednesday 6-7pm 1/3 Pitch & Friday 8-9pm 1/3 Pitch in January 2020. The 3g pitch is also used by Mini Kicks
- 2.86. The FTP's at Queen Ethelburgas College are private and there is no community use.
- 2.87. King James School Knaresborough has recently converted its sand dressed AGP to 3G with floodlight restrictions to 9.00pm and has been registered with the FA. The partner clubs are Knaresborough Celtic and Scotton Scorchers.

Harrogate Borough Council

Playing Pitch Strategy Stage C Report – Football, Cricket, Rugby Union, and Hockey

- 2.88. The Ripon Grammar School has recently opened a new 3G pitch with floodlight restrictions to 8.00pm. However, this 3G has been closed until June 2021 due to noise complaint issues. It is understood that the noise issue has now been rectified. The Ripon Grammar School 3G is a World 22 Rugby compliant pitch and is on the RFU World 22 compliant pitch register and the FA 3G pitch register. Partner clubs are Ripon City FC, Ripon Panthers Junior FC, and Ripon Rugby Union Club. There are concerns that the school are pricing users out despite community use agreements in place. If this is the case, then along with rugby use, and restricted opening hours it will impact the 3G provision for football within Ripon.
- 2.89. The Army Foundation College Harrogate 3G pitch is a Football Association Registered 3G pitch under the Army FA. It is understood from consultation with the Army Foundation College that the use is for the army cadets at the college only.
- 2.90. King James School, Ripon Grammar School, Rossett Sports Centre and St John Fisher 3G pitches are on the FA Pitch Register for affiliated league matches.
- 2.91. There are no commercial small, sided games facilities currently in Harrogate Borough. However, there are 2 small AGPs at College Lawns in Ripon with floodlights that are used for training by football clubs such as Ripon City Ladies. Boroughbridge FC have used the small AGP at Boroughbridge High School for training

Future Provision

- 2.92. Rossett Sports Centre 3G pitch has had its surface refurbished in 2021 and is back open for community use in June 2021.
- 2.93. St Aiden's Church of England High School adjacent to the Stray in the Harrogate Sub Area has planning permission for a new 3G pitch with sports lighting. The planning permission has conditions regarding reduced opening until 8.00pm in the evenings. It is not currently known if this facility will be built due to the restriction on the sports lighting and the impact on use and income that this will have.
- 2.94. Harrogate Railway FC have stated aspirations to create a new full size 3G pitch. The junior team has recently moved its home ground to Harrogate High School.
- 2.95. Harrogate High School, Harrogate Grammar School and Ashville College all in the Harrogate Sub Area have shown an interest to West Riding County FA in the provision of a 3G pitch. Harrogate Grammar school are in discussion with England athletics regarding new athletics track facility which could mean the loss of a rugby pitch and had started discussion with the RFU regarding the possibility of a World 22 compliant 3G pitch as a replacement. Discussions could lead to this being used for football as well if discussions were successful.
- 2.96. Boroughbridge FC aspire for a 3G pitch. There is a small sand dressed pitch at Boroughbridge High School that could be considered as a change of carpet if all parties were to agree. Provision of a 3G11v11 pitch in the Boroughbridge area has been identified in the 2018 Harrogate Local football Facilities Plan.

Harrogate Borough Council

Playing Pitch Strategy Stage C Report – Football, Cricket, Rugby Union, and Hockey

- 2.97. England Hockey are working with Harrogate Hockey club to provide a second Hockey Pitch at their current site to meet current and future needs.

World Rugby compliant pitches

- 2.98. There is only 1 World Rugby 22 compliant pitch currently in Harrogate Borough. This is Ripon Grammar School. Ripon Rugby Union club is a partner user Club along with Ripon City FC and Ripon Panthers Junior football club. The issue with this site is the restricted opening hours due to sports lighting and insufficient time for use. There is a need across Harrogate borough to provide additional training facilities for Rugby Union midweek.

Local Demand

Football

- 2.99. Access to affordable floodlit training facilities is a key issue for most clubs in the Borough, particularly those with many youths and mini teams. Access to affordable 3G provision is also a priority for the FA as many multi team junior clubs have various teams training across various venues. All clubs that responded to consultation state a demand for additional training facilities, all specifically stated a need for increased use of 3G pitches.

Rugby Union

- 2.100. There is demand for additional training equivalent sessions for rugby which could be met by a world rugby 22 compliant 3G pitch in Harrogate

Supply and Demand Analysis

FA Training Scenario

- 2.101. The FA considers high quality third generation artificial grass pitches as an essential tool in promoting coach and player development. The FA can support intensive use and as such are great assets for both playing and training. Primarily such facilities have been installed for community use and training, however, are increasingly used for competition which The FA wholly supports.
- 2.102. The FA's long-term ambition is to provide every affiliated team in England the opportunity to train once per week on floodlit 3G surface, together with priority access for every Charter Standard Community Club through a partnership agreement. The FA standard estimates that one full size AGP can service 38 teams.
- 2.103. The table below considers the number of full size 3G pitches required if every team was to remain training within the analysis area in which they play. The 3G requirement is rounded to the nearest whole number.

Harrogate Borough Council

Playing Pitch Strategy Stage C Report – Football, Cricket, Rugby Union, and Hockey

- 2.104. The model assumes that all pitches are fully available for club use at peak time when in practice several pitches operate commercial small, sided leagues which reduce capacity available. It also projects all football teams as training on full size 3G pitches.
- 2.105. When applying the above methodology on a Harrogate Borough basis there is a current need for a further 3 full size 3G pitches, rising to 5 to cater for future demand. This is in addition to the 4 pitches which currently service the Borough. The restricted hours of use for floodlighting at Ripon Grammar School, use by rugby union and possible pricing issues reduces the provision of 3G pitch provision for football within Ripon. This means that the current demand for 3G pitch provision is 4 full size pitches rising to 6 to cater for future demand unless restricted hours of use and pricing of the pitch at Ripon Grammar School can be reviewed.

Table 2.17 Current demand for 3G pitches in Harrogate Borough for Affiliated Football Team Training (38 teams per pitch)

Analysis Sub Area	Current No. of Teams	Current Requirement	Current No. of Full size 3G	Current Shortfall	Future Number of Teams	Future Requirement	Future Shortfall
Harrogate Sub Area	131	3.4	2	-1.4	150	4	-2
Central Sub Area	30	0.8	0	-0.8	33	0.9	-1
Knaresborough Sub Area	22	0.6	1	0.4	29	0.8	0
Nidderdale Sub Area	14	0.4	0	-0.4	15	0.4	0
Northeast Sub Area	16	0.4	0	-0.4	22	0.6	-1
Ripon Sub Area	26	0.7	1	0.3	34	0.9	0
Southeast Sub Area	20	0.5	0	-0.5	26	0.7	-1
South Harrogate Sub Area	4	0.1	0	-0.1	4	0.1	0
Northwest Harrogate Sub Area	5	0.13	0	-0.13	7	0.2	0
Harrogate Borough Total	268	7	4	-3	320	8.4	-4.4

Harrogate Borough Council

Playing Pitch Strategy Stage C Report – Football, Cricket, Rugby Union, and Hockey

- 2.106. In conclusion, there is an insufficient supply of full size 3G pitches to meet current and anticipated future training demand based on the FA training model in Harrogate Borough. There is a need for future provision to be provided in the Harrogate Sub Area, Central Sub Area, Northeast Sub Area, and the Southeast Sub Area. It should also be recognised that Ripon Grammar Schools 3G AGP in the Ripon Sub Area is shared with rugby club usage and has restricted evening opening hours due to sports lighting restrictions.
- 2.107. In addition, to ensure that current supply and any future supply are maintained to a good enough standard to accommodate demand, providers are encouraged to put sinking funds in place to ensure long-term sustainability. Annual budgets must include a sink fund to provide funds for replacing the surface every 10 -12 year). This will allow for re-surfacing to take place when required and will ensure that FA certification remains in place.
- 2.108. This will allow for re-surfacing to take place when required and will ensure that FA certification remains in place.
- 2.109. Any new 3G pitches should also undergo such FA certification when installed.

3G Pitch Summary

- **There is an insufficient supply of full size 3G pitches to meet current and anticipated future demand for football in Harrogate Borough.**
- **There are currently 4 full size 3G pitches in Harrogate Borough that are full size and are FA Registered. 2 are in the Harrogate Sub Area, 1 in the Knaresborough Sub Area and 1 in the Ripon Sub Area.**
- **There are 3 x 3G pitches that are not available for community use across Harrogate.**
- **The Ripon Grammar School 3G pitch has reduced hours of use due to restrictions on sports lighting and opening hours. This is the only 3G pitch that is also on the Rugby Football Union 3G pitch register, as well as the FA 3G pitch register. Use by rugby restricts further the use of this pitch for football.**
- **Several stakeholders have shown an interest in 3G pitch provision.**

3. Cricket Assessment

Cricket club Demand

Cricket Club Demand and Number of Teams

- 3.1. This section provides an overview of the clubs and teams that play in the Harrogate Borough area. Table 3 provides a breakdown of clubs and the number of team’s adult men’s, adult women, and junior teams.

Table 3.1: Cricket Clubs and Teams

Number of Clubs	Harrogate Cricket Clubs	Teams	Teams	Teams	Teams	Teams
		Adult Male	Adult Midweek	Adult Female	Junior Male	Junior Female
1.	Ashville College Cricket Club	0	0	1	0	0
1	Burton Leonard Cricket Club	2	0	1	2	0
2	Markington Cricket Club	1	1	0	0	0
3	Bishop Thornton Cricket Club	2	0	0	1	0
4	Pannal Ash Cricket Club	1	0	0	0	0
5	Blubberhouses Cricket Club	2	0	0	0	0
6	Green Hammerton Cricket Club	2	1	0	0	0
7	Kirk Hammerton Cricket Club	1	0	0	0	0
8	Little Ribston Cricket Club	1	0	0	0	0
9	Pateley Bridge Cricket Club	2	1	1	4	0
10	Newby Hall Cricket Club	2	0	0	0	0
11	Lofthouse and Middlemoor Cricket Club	1	0	0	0	0
12	Rainton Cricket Club	2	2	0	2	0
13	Knaresborough Cricket Club	3	3	0	6	2
14	Spofforth Cricket Club	2	2	0	4	0

Harrogate Borough Council

Playing Pitch Strategy Stage C Report – Football, Cricket, Rugby Union, and Hockey

Number of Clubs	Harrogate Cricket Clubs	Teams	Teams	Teams	Teams	Teams
		Adult Male	Adult Midweek	Adult Female	Junior Male	Junior Female
15	Studley Royal Cricket Club	4	1	0	5	0
16	Harrogate Cricket Club	5	2	1	11	1
17	Bishop Monkton Cricket Club	2	2	0	4	0
18	Ripley Cricket Club	4	1	0	6	0
19	Scotton Cricket Club	2	2	0	0	0
20	Bilton Cricket Club	2	1	0	3	0
21	Pannal Cricket Club	2	0	1	10	1
22	Goldsborough Cricket Club	2	2	0	0	0
23	Knaresborough Forest Cricket Club	2	2	0	2	0
24	West Tanfield Cricket Club	2	2	0	0	0
25	Sharow Cricket Club	1	1	0	0	0
26	Beckwithshaw Cricket Club	3	0	1	5	0
27	Follifoot Cricket Club	3	1	0	5	0
28	Sickinghall Cricket Club	2	2	1	2	2
29	Bilton in Ainsty Cricket Club	2	1	0	3	0
30	Great Ouseburn Cricket club	3	0	0	7	2
31	Long Marston Cricket Club	3	0	0	1	0
32	Whixley Cricket Club	2	2	0	3	0
33	Birstwith Cricket Club	2	2	1	5	0
34	Burnt Yates Cricket Club	2	2	0	0	0
35	Glasshouses Cricket Club	1	1	1	0	0
36	Hampsthwaite Cricket Club	1	0	0	0	0
37	Boroughbridge & Staveley Cricket Club	2	1	0	0	0

Harrogate Borough Council

Playing Pitch Strategy Stage C Report – Football, Cricket, Rugby Union, and Hockey

Number of Clubs	Harrogate Cricket Clubs	Teams	Teams	Teams	Teams	Teams
		Adult Male	Adult Midweek	Adult Female	Junior Male	Junior Female
38	Kirby Malezeard Cricket Club	1	0	0	0	0
39	Masham Cricket Club	2	1	1	5	0
40	North Stainley Cricket Club	2	2	1	5	3
41	Kirk Deighton Cricket Club	2	1	0	3	0
42	Darley Cricket Club	2	0	0	0	0
43	Marton cum Grafton Cricket Club	1	0	0	0	0
44	Ripon Cricket Club	2	0	0	0	0
45	Killinghall Cricket Club	1	2	0	0	0
46	Wath and Malmerby Cricket Club	2	1	0	0	0
47	Dacre Banks Cricket Club	2	2	0	0	0
Totals		95	47	11	104	11

3.2. There are 47 community cricket clubs based in the borough. Between them, the 47 clubs support 95 adult male open age teams either playing on a Saturday or Sunday. The peak time of play is a Saturday. A further 47 adult male teams play midweek cricket in an evening league.

3.3. There are 11 women's teams and 11 junior girls' teams although there are several mixed teams amongst the remaining 104 boy's teams.

All Stars Cricket (5-8-year-olds)

3.4. All Stars Cricket is a nationwide programme developed by the ECB and the Elite Coach Development team that aims to inspire 5- to 8-year-olds to take up cricket and to acquire the skills to play the game and connect them to the stars of English cricket.

3.5. In Harrogate there are 16 identified clubs that have undertaken All Stars coaching. These are:

- **Knaresborough Cricket Club - 16 sessions – 73 participants**
- **Ripley Cricket Club – 8 sessions – 32 participants**
- **Scotton Cricket Club – 1 session – 1 participant**
- **Pannal Cricket Club – 10 sessions – 38 participants**

Harrogate Borough Council

Playing Pitch Strategy Stage C Report – Football, Cricket, Rugby Union, and Hockey

- **Goldsborough Cricket Club – 1 participant**
- **Knaresborough Forest Cricket Club – 12 sessions – 44 participants**
- **Beckwithshaw Cricket Club – 10 sessions – 50 participants**
- **Sicklinghall Cricket Club – 8 sessions – 35 participants**
- **Bilton in Ainsty Cricket Club – 10 sessions – 22 participants**
- **Ouseburn Cricket Club – 1 session – 0 participants**
- **Long Marston Cricket Club – 2 sessions – 8 participants**
- **Masham Cricket Club - 12 sessions - 16 participants**
- **North Stainley Cricket Club – 18 sessions – 23 participants**
- **Kirk Deighton Cricket Club – 8 sessions – 25 participants**
- **Marton cum Grafton Cricket Club – 1 session – 1 participant**

Women's Softball

3.6. 5 Clubs have been identified as providing Women's softball sessions. These are:

- **Harrogate Cricket Club – 1 session – 30 participants**
- **Goldsborough Cricket Club – 1 session 0 participants**
- **Sickinghall Cricket Club – 1 session 10 participants**
- **Masham Cricket Club – 2 sessions – 12 participants**
- **North Stainley Cricket Club – 15 sessions – 15 participants**

Unmet demand

3.7. None of the community clubs has identified unmet demand (for example waiting lists for junior sections).

Latent and Future demand

3.8. More accessible facilities and shorter, less formal game formats are being developed and promoted by the ECB in response to national research into the state of the game and to encourage more participation within these groups. Non-traditional community cricket - i.e. single teams, predominantly comprising players of South Asian or Black Caribbean heritage playing short format cricket in community or commercial leagues - is not currently taking place in Harrogate borough. Neither is informal Street 'Tapeball' Cricket taking place on an identifiable scale in any locations in the borough.

3.9. Currently no clubs in the borough have disability cricket sections.

- 3.10. Some clubs have identified that the adult men's game particularly within village cricket clubs are finding it hard to maintain teams. Some clubs have had to amalgamate, and others are struggling to provide 11 players. However, there is notable growth in Women's and girls' participation. Women's growth has been seen with the introduction of women's softball.
- 3.11. Clubs that have identified that they wish to provide additional teams over the next 2 seasons are:
- **Newby Hall Cricket Club – 1 friendly team**
 - **Knaresborough Cricket Club – 1 adult women's team and 1 under 15 girls' team**
 - **Studley Royal Cricket Club – 1 Under 17 team, 1 under 15 boys' team and 1 under 11 team.**
 - **Harrogate Cricket Club – 1 under 15 girls' team**
 - **Bishop Monkton Cricket Club – 1 development team ½ adults ½ juniors**
 - **Ripley Cricket Club – under 15 girls' team**
 - **Scotton Cricket Club – 1 adult mixed team**
 - **Bilton Cricket Club – 1 adult women's team and 1 Under 15 mixed team**
 - **Pannal Cricket Club – 1 under 11 girls' team and 1 development team**
 - **Beckwithshaw Cricket Club – 1 women's team**
 - **Follifoot Cricket Club – 1 under 17 team, 1 under 15 team and a mixed girls and women's team**
 - **Sickinghall Cricket Club – 1 under 9 male team and 1 under 9 girls' team**
 - **Bilton in Ainsty Cricket Club - Keep the 20+ under 7's together through the age group and have a future intake from All Stars Cricket.**
 - **Boroughbridge and Staveley Cricket club – under 14 boys' team**
 - **Masham Cricket Club – 1 women's team and 1 girls' team**
 - **North Stainley Cricket Club – 1 girls' team and 1 under 17 team**
 - **Kirk Deighton Cricket Club – 1 mixed team Under 11**
 - **Ripon Cricket Club – 1 men's team, 1 disability team and 1 women's team**
 - **Walth and Malmersbury Cricket Club – 1 men's team**

Displaced demand

3.12. There is no known imported demand for cricket in Harrogate borough. In other words, no clubs and teams based in other boroughs play at cricket grounds in Harrogate borough.

Future Playing Pitch (Cricket) Demand – Population Growth

3.13. As well as growth through latent demand, there will be growth through population demands.

3.14. Team Generation Rates (TGRs) indicate how many people in a specified age group are required to generate one team. TGRs are derived by dividing the appropriate population age band by the number of teams playing within that area in that age band.

3.15. By applying the current cricket team data to Sport England’s New Development Playing Pitch Calculator Tool. The cricket team generation rates can be provided. Table 2.2 provides the team generation rates for Harrogate cricket. The team generation rates estimate the number of teams to be provided through future population projections.

Table 3.2 Team Generation Rates Harrogate Cricket

Sport age groups	Percentage of the total population in the area	A1. Number of people in each sport age group	Harrogate Cricket Team generation rate
Cricket			
Men (18-55yrs)	20.88%	3315.39	236
Women (18-55yrs)	21.43%	3403.36	3130
Boys (7-18yrs)	7.69%	1220.75	119
Girls (7-18yrs)	7.15%	1135.64	1044

3.16. The Harrogate Local Plan identifies that there will be a minimum of 13,377 new homes provided for 2014 – 2035 across Harrogate District. At April 2021, 4249 dwellings had already been completed, approx. 5665 dwellings were on sites allocated in the Local Plan but had no planning permission and 1239 dwellings were allocated with planning permission. In total 6904 dwellings were on Local Plan allocation sites but not completed. The Sport England New Development Playing Pitch Calculator Tool should be used to identify team generation rates and need for playing pitches as and when planning applications are agreed.

Harrogate Borough Council

Playing Pitch Strategy Stage C Report – Football, Cricket, Rugby Union, and Hockey

- 3.17. A total of 6904 homes with an average household size of 2.3 persons (Average Harrogate Borough Household size - Census 2011) provides a new resident population of 15,879. In applying the current team numbers and the growth in population to the Sport England New Development Playing Pitch Calculator Tool.
- 3.18. The team generation rates predict an increase in 14.40 adult male teams, 1.09 women's team, 10.28 boys' teams and 1.09 girls' teams.

Pitch Supply

- 3.19. In the 2019 season, there were 51 maintained fine turf cricket squares providing 477 pitches across Harrogate Borough in the 2019 cricket season, across 49 sites used by community cricket clubs.
- 3.20. There are 2 sites that are classed as unsecure.
- 3.21. There are 6 non-turf pitches at 6 secured community use sites.
- 3.22. In addition to the above fine turf supply there are 9 school sites with cricket squares or a non turf pitch within the borough. Clubs do not usually access the schools natural grass cricket pitch facilities. Ashville College Cricket Club currently have a women's team playing in the Nidderdale Women's Cricket League and use one of two cricket grounds at Ashville College.
- 3.23. There is a non-turf pitch provided by the MoD at the Army Foundation College and no cricket facilities identified at Claro Barracks. However, consultation with Ripon Cricket Club identified that the army use their cricket facilities for matches.
- 3.24. The Harrogate Police Foundation College is a closed site proposed for development. A second cricket ground at Newby Hall Estate previously used by Newby Hall Cricket Club has been closed but will reopen again if the club can field a third team in the future.
- 3.25. Staveley Cricket club have amalgamated with Boroughbridge and their old ground is dormant at HG5 9JU. Dishforth Sports Association no longer provide cricket facilities as the club folded some years ago.

Local Authority Parks Pitches

- 3.26. There are no identified cricket pitches managed by Harrogate Borough Council provided in Local Parks.

Secured and Unsecured Community Use Pitches

- 3.27. All club sites except for 2 are secured for community use. Knaresborough Forest Cricket Club have a lease arrangement with Marston's Brewery and is classed as unsecured on the basis that the club cannot obtain a long-term lease and Ashville College School is classed as an unsecured site. School sites are not usually used by community clubs. Ashville College has Ashville College Women's Team using the schools cricket facilities. The school itself has several school teams that would impact on any further community use at the school. Despite this ground being used, it is not available for further community use other than Ashville Ladies who only play there 6 times a year.
- 3.28. Some sites have squares that are not orientated correctly and or have a short distance between the boundary and some wickets. Where this has occurred the number of wickets/pitches has been reduced at the site.
- 3.29. The following table 2.3 provides a full overview of supply for all cricket pitches in the area.

Harrogate Borough Council

Playing Pitch Strategy Stage C Report – Football, Cricket, Rugby Union, and Hockey

Table 3.3: Cricket site breakdown

Site No.	Playing Pitch Sites – currently providing community use for cricket	Cricket Club	Post Code	Ownership	Secured/ Unsecured/ Unavailable Community Use	Squares	Pitches Senior (Grass)	Pitches Junior (Grass)	Pitches (non turf)	Quality Grass Pitches	Quality of Pavilion	Sub Area
1	Ashville College - The Clockhouse Square	Ashville College Women CC.	HG2 9JP	Education	Unsecured	1	9	0	0	Good	Good	Harrogate
2	Burton Leonard Playing Field	Burton Leonard Cricket Club	HG3 3RU	Parish Council	Secured	1	5	4	0	Good	Good	Central
3	Markington Sports Field	Markington Cricket Club	HG3 3NR	Club	Secured	1	6	0	1	Standard	Standard	Central
4	Bishop Thornton Cricket Club	Bishop Thornton Cricket Club	HG3 3DJ	Club	Secured	1	12	0	1	Standard	Good	Central
5	Almsford Oval, Almsford Playing Fields.	Pannal Ash Cricket club 2019 Season	HG2 8EF	Leased to Pannal Ash Junior FC	Secured	1	6	0	0	Standard	Good	Harrogate
6	Blubberhouses Cricket Club	Blubberhouses Cricket Club	LS21 2NY	Club	Secured	1	6	0	0	Standard	Good	South
7	Green Hammerton Village Hall Playing Field	Green Hammerton Cricket Club	YO26 8AB	Parish Council	Secured	1	10	0	1	Good	Good	Southeast
8	Kirk Hammerton Cricket Club -	Kirk Hammerton Cricket Club -	YO26 8DB	Club	Secured	1	8	0	0	Standard	Good	Southeast
9	Little Ribston Cricket Club	Little Ribston Cricket Club	LS22 4EP	Club	Secured	1	6	0	0	Standard	Poor	Southeast
10	Pateley Bridge Cricket Club	Pateley Bridge Cricket Club	HG3 5HQ	Parish Council	Secured	1	10	6	0	Good	Good	Nidderdale
11	Newby Hall Cricket Club	Newby Hall Cricket Club	HG3 4HQ	Parish Council	Secured	1	13	0	0	Good	Good	Northeast
12	Lofthouse and Middlemoor Cricket Club	Lofthouse and Middlemoor Cricket Club	HG3 5RJ	Unknown	Secured	1	2	0	0	Poor	Standard	Northwest
13	Rainton Cricket Club	Rainton Cricket Club	YO7 3PS	Club	Secured	1	9	0	0	Standard	Good	Northeast

Harrogate Borough Council

Playing Pitch Strategy Stage C Report – Football, Cricket, Rugby Union, and Hockey

Site No.	Playing Pitch Sites – currently providing community use for cricket	Cricket Club	Post Code	Ownership	Secured/ Unsecured/ Unavailable Community Use	Squares	Pitches Senior (Grass)	Pitches Junior (Grass)	Pitches (non turf)	Quality Grass Pitches	Quality of Pavilion	Sub Area
14	Knaresborough Cricket Club	Knaresborough Cricket Club	HG5 8EP	Club	Secured	1	19	0	0	Good	Good	Knaresborough
15	Spofforth Cricket club	Spofforth Cricket club	HG3 1BA	Club	Secured	1	12	0	0	Good	Standard	South
16	Gaslphay Lane	Studley Royal Cricket Club	HG4 2QR	Club	Secured	1	18	0	0	Good	Good	Northwest
17	Old Deer Park	Studley Royal Cricket Club	HG4 3DY	Club	Secured	1	7	0	0	Good	Good	Northwest
18	Harrogate Cricket Club	Harrogate Cricket Club	HG2 9BP	Club	Secured	1	20	0	0	Good	Good	Harrogate
19	Harrogate Cricket Club	Harrogate Cricket Club	HG2 9BP	Club	Secured	1	9	0	0	Good	Good	Harrogate
20	Harrogate Cricket Club	Harrogate Cricket Club	HG2 9BP	Club	Secured	1	7	0	0	Good	Good	Harrogate
21	Bishop Monkton Playing Fields	Bishop Monkton Cricket Club - also used by Birstwith 3rd X1	HG3 3QL	Parish Council	Secured	1	8	0	0	Good	Good	Central
22	Ripley Cricket club	Ripley Cricket club	HG3 3AX	Club	Secured	1	12	0	0	Good	Poor	Central
23	Scotton Cricket Club	Scotton Cricket Club	HG5 9HZ	Health Authority	Secured	1	9	0	0	Good	Good	Central
24	Bilton Cricket club	Bilton Cricket club	HG1 3DQ	Club	Secured	1	15	0	0	Good	Good	Harrogate
25	Pannal Cricket Club	Pannal Cricket Club	HG3 1PF	Other	Secured	1	10	0	0	Good	Standard	Harrogate
26	Goldsborough Cricket Club	Goldsborough Cricket Club	HG5 8NJ	Club	Secured	1	7	5	0	Good	Standard	Knaresborough
27	Knaresborough Forest Cricket Club	Knaresborough Forest Cricket Club	HG5 8JL	Leased to club by Marston's Brewery	short term leases / unsecured	1	8	4	0	Good	Poor	Knaresborough
28	West Tanfield Cricket Club	West Tanfield Cricket Club	HG4 3HQ	Club	Secured	1	12	0	0	Standard	Good	Ripon
29	Sharow Cricket Club	Sharow Cricket Club	HG4 5BQ	Village Hall	Secured	1	4	5	0	Standard	Good	Ripon

Harrogate Borough Council

Playing Pitch Strategy Stage C Report – Football, Cricket, Rugby Union, and Hockey

Site No.	Playing Pitch Sites – currently providing community use for cricket	Cricket Club	Post Code	Ownership	Secured/ Unsecured/ Unavailable Community Use	Squares	Pitches Senior (Grass)	Pitches Junior (Grass)	Pitches (non turf)	Quality Grass Pitches	Quality of Pavilion	Sub Area
30	Beckwithshaw Cricket club	Beckwithshaw Cricket club	HG3 1QL	Club	Secured	1	13	7	0	Standard	Poor	South
31	Follifoot Cricket Club	Follifoot Cricket Club	HG3 1DS	Club	Secured	1	12	2	0	Good	Poor	South
32	Sickinghall Cricket Club	Sickinghall Cricket Club	LS22 4BH	Club	Secured	1	10	0	0	Good	Poor	South
33	Bilton in Ainsty Cricket Club	Bilton in Ainsty Cricket Club	YO26 7NL	Club	Secured	1	8	0	0	Good	Poor	Southeast
34	Great Ouseburn Playing Field	Ouseburn Cricket club	YO26 9RL	Club	Secured	1	6	7	0	Good	Standard	Southeast
35	Long Marston Recreation Ground	Long Marston Cricket club	YO26 7LW	Community Organisation	Secured	1	8	0	1	Good	Standard	Southeast
36	Whixley Cricket Club	Whixley Cricket Club	YO26 8AY	Club	Secured	1	11	0	0	Good	Good	Southeast
37	Birstwith Cricket Club	Birstwith Cricket Club	HG3 2PL	Club	Secured	1	6	0	0	Good	Good	Nidderdale
38	Burnt Yates Cricket Club	Burnt Yates Cricket Club	HG3 3EG	Local Authority Lease to club	Secured	1	8	0	0	Standard	Standard	Nidderdale
39	Glasshouses Cricket Club	Glasshouses Cricket Club	HG3 5QH	Club	Secured	1	8	0	0	Good	Good	Nidderdale
40	Hampsthwaite Cricket Club	Hampsthwaite Cricket Club	HG3 2HB	Club	Secured	1	8	0	0	Good	Good	Nidderdale
41	Alderborough Playing Fields	Boroughbridge & Stavely Cricket Club	YO51 9EA	Sports Association	Secured	1	12	0	0	Standard	Good	Northeast
42	Highside Playing Field	Kirby Malezeard Cricket Club	HG4 3SH	Parish Council	Secured	1	7	0	0	Standard	Good	Northwest
43	Masham Sports Association	Masham Cricket Club	HG4 4DY	Sports Association	Secured	1	13	0	0	Good*	Poor	Northwest
44	North Stainley Recreation Ground	North Stainley Cricket Club	HG4 3JT	North Stainley Recreation Trust	Secured	1	11	0	0	Standard	Good	Northwest

Harrogate Borough Council

Playing Pitch Strategy Stage C Report – Football, Cricket, Rugby Union, and Hockey

Site No.	Playing Pitch Sites – currently providing community use for cricket	Cricket Club	Post Code	Ownership	Secured/ Unsecured/ Unavailable Community Use	Squares	Pitches Senior (Grass)	Pitches Junior (Grass)	Pitches (non turf)	Quality Grass Pitches	Quality of Pavilion	Sub Area
45	Kirk Deighton Cricket Club	Kirk Deighton Cricket Club	LS22 4EG	Club	Secured	1	5	0	1	Standard	Poor	Southeast
46	Darley Cricket Club	Darley Cricket Club	HG3 2QJ	Club	Secured	1	6	0	0	Standard	Standard	Nidderdale
47	Marton Cum Grafton Playing Field	Marton cum Grafton Cricket club	Y051 9QJ	Parish Council	Secured	1	6	0	0	Standard	Poor	Southeast
48	Ripon Cricket Club - In addition the army use the site for matches. This takes the match equivalent sessions to 33	Ripon Cricket Club	HG4 2QH	Club	Secured	1	12	0	0	Standard	Poor	Ripon
49	Killinghall Cricket Club	Killinghall Cricket Club	HG3 2DN	Club	Secured	1	8	0	0	Standard	Good	Harrogate
50	Wath and Malmerby Cricket Club	Wath and Malmerby Cricket Club	HG4 5JB	Parish Council	Secured	1	12	0	0	Good	Good	Northeast
51	Max Pullen Sports Ground	Dacre Banks Cricket Club	HG3 4EB	Playing Fields Association	Secured	1	8	0	1	Standard	Good	Nidderdale
						51	477	40	6			

Harrogate Borough Council

Playing Pitch Strategy Stage C Report – Football, Cricket, Rugby Union, and Hockey

3.30. School sites which are not used by clubs but would-be unsecured usage if they were available for use or used are provided in table 2.2 below.

Table 3.2: Harrogate Borough School Cricket Facilities

Site	Post Code	Management	Unavailable	Squares	Pitches	Non-Turf Pitch
Ashville College School	HG2 9JX	Education	Unavailable	0	0	1
Army Foundation College	HG3 2SE	MoD	Unavailable	0	0	1
Cundall Manor School	YO61 2RW	Education	Unavailable	3	15	0
Harrogate Grammar School	HG2 0DZ	Education	Unavailable	1	1	0
King James School	HG5 8EB	Education	Unavailable	1	8	0
Queen Ethelburgas college	YO26 9SS	Education	Unavailable	1	6	1
Ripon Grammar School	HG4 2DG	Education	Unavailable	1	10	0
Rossett School Sports Field	HG2 9JP	Education	Unavailable	0	0	1
St John Fisher Catholic High School	HG2 8PT	Education	Unavailable	0	0	1

Quality, Capacity Supply and Demand Assessment

- 3.31. Each site (and pitch) has been provided with a quality rating. The capacity rating per pitch has been agreed with the ECB a poor pitch rating is 0, standard pitch rating 4 and a good pitch rating 5.
- 3.32. The total capacity for grass cricket pitches across Harrogate Borough is shown in table 2.3 below. There are 2,180 available senior match equivalents per season and 268 junior match equivalent sessions per season. This totals 2448 available match equivalent sessions per season. The demand in 2019 is for 2,013 match equivalent sessions per season, with a theoretical underplay of 435 match equivalent sessions per season across the whole of Harrogate Borough.

Harrogate Borough Council

Playing Pitch Strategy Stage C Report – Football, Cricket, Rugby Union, and Hockey

Table 3.3: Pitch quality Ratings and supply and demand capacity.

Site No.	Playing Pitch Sites – currently providing community use for cricket	Playing Pitch Sites – currently providing community use for cricket (A)	Squares (B)	Wickets Senior (grass) ©	Wickets Junior (Grass) (D)	Wickets (artificial) €	Quality Grass Pitches (F)	Capacity per pitch Senior (G)	Capacity per pitch Junior (H)	Senior Cricket Capacity Grass pitch per season (H)	Junior Cricket Capacity Grass pitch per season (I)	Capacity NTP (J)	Senior games use 2019 (K)	Junior games Use 2019 (L)	Demand per season (M)	Capacity Demand Balance (N) = (H) + (I) - (M)	Sub Area
1	Ashville College - The Clockhouse Square	Ashville College - The Clockhouse Square	1	9		0	Good	5	7	45			6	0	6	39	Harrogate
2	Burton Leonard Playing Field	Burton Leonard Playing Field	1	5	4	0	Good	5	7	25	28		33	14	47	6	Central
3	Markington Sports Field	Markington Sports Field	1	6		1	Standard	4	6	24		60	22		22	2	Central
4	Bishop Thornton Cricket Club	Bishop Thornton Cricket Club and Ripley 3 rd X1 CC	1	12		1	Standard	4	6	48		60	22	7	29	19	Central
5	Almsford Almsford Fields. Oval, Playing	Almsford Almsford Fields. Oval, Playing	1	6		0	Standard	4	6	24			16		16	8	Harrogate

Harrogate Borough Council

Playing Pitch Strategy Stage C Report – Football, Cricket, Rugby Union, and Hockey

Site No.	Playing Pitch Sites – currently providing community use for cricket	Playing Pitch Sites – currently providing community use for cricket (A)	Squares (B)	Wickets Senior (grass) ©	Wickets Junior (Grass) (D)	Wickets (artificial) €	Quality Grass Pitches (F)	Capacity per pitch Senior (G)	Capacity per pitch Junior (H)	Senior Cricket Capacity Grass pitch per season (H)	Junior Cricket Capacity Grass pitch per season (I)	Capacity NTP (J)	Senior games use 2019 (K)	Junior games Use 2019 (L)	Demand per season (M)	Capacity Demand Balance (N) = (H) + (I) - (M)	Sub Area
6	Blubberhouses Cricket Club	Blubberhouses Cricket Club	1	6		0	Standard	4	6	24			26		26	-2	South
7	Green Hammerton Village Hall Playing Field	Green Hammerton Village Hall Playing Field	1	10		1	Good	5	7	50		60	25		25	25	Southeast
8	Kirk Hammerton Cricket Club -	Kirk Hammerton Cricket Club -	1	8		0	Standard	4	6	32			15		15	17	Southeast
9	Little Ribston Cricket Club	Little Ribston Cricket Club	1	6		0	Standard	4	6	24			14		14	10	Southeast
10	Pateley Bridge Cricket Club	Pateley Bridge Cricket Club	1	4	6	0	Good	5	7	20	42		35	28	63	-1	Nidderdale
11	Newby Hall Cricket Club	Newby Hall Cricket Club	1	13		0	Good	5	7	65			22		22	43	Northeast

Harrogate Borough Council

Playing Pitch Strategy Stage C Report – Football, Cricket, Rugby Union, and Hockey

Site No.	Playing Pitch Sites – currently providing community use for cricket	Playing Pitch Sites – currently providing community use for cricket (A)	Squares (B)	Wickets Senior (grass) ©	Wickets Junior (Grass) (D)	Wickets (artificial) €	Quality Grass Pitches (F)	Capacity per pitch Senior (G)	Capacity per pitch Junior (H)	Senior Cricket Capacity Grass pitch per season (H)	Junior Cricket Capacity Grass pitch per season (I)	Capacity NTP (J)	Senior games use 2019 (K)	Junior games Use 2019 (L)	Demand per season (M)	Capacity Demand Balance (N) = (H) + (I) - (M)	Sub Area
12	Lofthouse and Middlemoor Cricket Club	Lofthouse and Middlemoor Cricket Club	1	2		0	Poor	0	0	0			13		13	-13	Northwest
13	Rainton Cricket Club	Rainton Cricket Club	1	9		0	Standard	4	6	36			28	12	40	-4	Northeast
14	Knaresborough Cricket Club	Knaresborough Cricket Club	1	19		0	Good	5	7	95			45	42	87	8	Knaresborough
15	Spofforth Cricket club	Spofforth Cricket club	1	12		0	Good	5	7	60			30	26	56	4	South
16	Gasphay Lane	Gslphay Lane	1	18		0	Good	5	7	90			40	32	72	18	Northwest
17	Old Deer Park	Old Deer Park	1	7		0	Good	5	7	35			21	0	21	14	Northwest
18	Harrogate Cricket Club	Harrogate Cricket Club	1	20		0	Good	5	7	100			52		52	48	Harrogate
19	Harrogate Cricket Club	Harrogate Cricket Club	1	9		0	Good	5	7	45			30		30	15	Harrogate

Harrogate Borough Council

Playing Pitch Strategy Stage C Report – Football, Cricket, Rugby Union, and Hockey

Site No.	Playing Pitch Sites – currently providing community use for cricket	Playing Pitch Sites – currently providing community use for cricket (A)	Squares (B)	Wickets Senior (grass) ©	Wickets Junior (Grass) (D)	Wickets (artificial) €	Quality Grass Pitches (F)	Capacity per pitch Senior (G)	Capacity per pitch Junior (H)	Senior Cricket Capacity Grass pitch per season (H)	Junior Cricket Capacity Grass pitch per season (I)	Capacity NTP (J)	Senior games use 2019 (K)	Junior games Use 2019 (L)	Demand per season (M)	Capacity Demand Balance (N) = (H) + (I) - (M)	Sub Area
20	Harrogate Cricket Club	Harrogate Cricket Club	1	7		0	Good	5	7	35				72	72	-37	Harrogate
21	Bishop Monkton Playing Fields	Bishop Monkton – Birtswith 3 rd X1 Cricket club play at this site	1	8		0	Good	5	7	40			28	32	60	-20	Central
22	Ripley Cricket club	Ripley Cricket club	1	12		0	Good	5	7	60			27	33	60	0	Central
23	Scotton Cricket Club	Scotton Cricket Club	1	9		0	Good	5	7	45			29		29	16	Central
24	Bilton Cricket club	Bilton Cricket club	1	15		0	Good	5	7	75			19	22	41	34	Harrogate
25	Pannal Cricket Club	Pannal Cricket Club	1	10		0	Good	5	7	50			22	67	89	-39	Harrogate
26	Goldsborough Cricket Club	Goldsborough Cricket Club	1	7	5	0	Good	5	7	35	35		32		32	38	Knaresborough

Harrogate Borough Council

Playing Pitch Strategy Stage C Report – Football, Cricket, Rugby Union, and Hockey

Site No.	Playing Pitch Sites – currently providing community use for cricket	Playing Pitch Sites – currently providing community use for cricket (A)	Squares (B)	Wickets Senior (grass) ©	Wickets Junior (Grass) (D)	Wickets (artificial) €	Quality Grass Pitches (F)	Capacity per pitch Senior (G)	Capacity per pitch Junior (H)	Senior Cricket Capacity Grass pitch per season (H)	Junior Cricket Capacity Grass pitch per season (I)	Capacity NTP (J)	Senior games use 2019 (K)	Junior games Use 2019 (L)	Demand per season (M)	Capacity Demand Balance (N) = (H) + (I) - (M)	Sub Area
27	Knarborough Forest Cricket Club	Knarborough Forest Cricket Club	1	8	4	0	Good	5	7	40	28		36	12	48	20	Knarborough
28	West Tanfield Cricket Club	West Tanfield Cricket Club	1	12		0	Standard	4	6	48			39		39	9	Ripon
29	Sharow Cricket Club	Sharow Cricket Club	1	4	5	0	Standard	4	6	16	30		17		17	29	Ripon
30	Beckwithshaw Cricket club	Beckwithshaw Cricket club	1	13	7	0	Standard	4	6	52	42		37	29	66	28	South
31	Follifoot Cricket Club	Follifoot Cricket Club	1	12	2	0	Good	5	7	60	14		30	41	71	3	South
32	Sickinghall Cricket Club	Sickinghall Cricket Club	1	10		0	Good	5	7	50			34	14	48	2	South
33	Bilton in Ainsty Cricket Club	Bilton in Ainsty Cricket Club	1	8		0	Good	5	7	40			30	10	40	0	Southeast

Harrogate Borough Council

Playing Pitch Strategy Stage C Report – Football, Cricket, Rugby Union, and Hockey

Site No.	Playing Pitch Sites – currently providing community use for cricket	Playing Pitch Sites – currently providing community use for cricket (A)	Squares (B)	Wickets Senior (grass) ©	Wickets Junior (Grass) (D)	Wickets (artificial) €	Quality Grass Pitches (F)	Capacity per pitch Senior (G)	Capacity per pitch Junior (H)	Senior Cricket Capacity Grass pitch per season (H)	Junior Cricket Capacity Grass pitch per season (I)	Capacity NTP (J)	Senior games use 2019 (K)	Junior games Use 2019 (L)	Demand per season (M)	Capacity Demand Balance (N) = (H) + (I) - (M)	Sub Area
34	Great Ouseburn Playing Field	Great Ouseburn Cricket Club	1	6	7	0	Good	5	7	30	49		24	55	79	0	Southeast
35	Long Marston Recreation Ground	Long Marston Recreation Ground	1	8		1	Good	5	7	40		60	27	6	33	7	Southeast
36	Whixley Cricket Club	Whixley Cricket Club	1	11		0	Good	5	7	55			35	21	56	-1	Southeast
37	Birstwith Cricket Club	Birstwith Cricket Club	1	6		0	Good	5	7	30			40	25	65	-35	Nidderdale
38	Burnt Yates Cricket Club	Burnt Yates Cricket Club	1	8		0	Standard	4	6	32			32		32	0	Nidderdale
39	Glasshouses Cricket Club	Glasshouses Cricket Club	1	8		0	Good	5	7	40			20		20	20	Nidderdale
40	Hampsthwaite Cricket Club	Hampsthwaite Cricket Club and Ripley 2 nd 1X CC	1	8		0	Good	5	7	40			22		22	18	Nidderdale

Harrogate Borough Council

Playing Pitch Strategy Stage C Report – Football, Cricket, Rugby Union, and Hockey

Site No.	Playing Pitch Sites – currently providing community use for cricket	Playing Pitch Sites – currently providing community use for cricket (A)	Squares (B)	Wickets Senior (grass) ©	Wickets Junior (Grass) (D)	Wickets (artificial) €	Quality Grass Pitches (F)	Capacity per pitch Senior (G)	Capacity per pitch Junior (H)	Senior Cricket Capacity Grass pitch per season (H)	Junior Cricket Capacity Grass pitch per season (I)	Capacity NTP (J)	Senior games use 2019 (K)	Junior games Use 2019 (L)	Demand per season (M)	Capacity Demand Balance (N) = (H) + (I) - (M)	Sub Area
41	Alderborough Playing Fields	Alderborough Playing Fields	1	12		0	Standard	4	6	48			26		26	22	Northeast
42	Highside Field	Highside Playing Field	1	7		0	Standard	4	6	28			12		12	16	Northwest
43	Masham Sports Association	Masham Sports Association	1	13		0	Good (Flooding occurring regularly)	5	7	65			32	8	40	25	Northwest
44	North Stainley Recreation Ground	North Stainley Recreation Ground	1	11		0	Standard	4	6	44			35	36	71	-27	Northwest
45	Kirk Deighton Cricket Club	Kirk Deighton Cricket Club	1	5		1	Standard	4	6	20		60	30	17	47	-27	Southeast
46	Darley Cricket Club	Darley Cricket Club	1	6		0	Standard	4	6	24			22		22	2	Nidderdale
47	Marton Cum Grafton Playing Field	Marton Cum Grafton CC also used by Great Ouseburne 3 rd X1	1	6		0	Standard	4	6	24			19		19	5	Southeast

Harrogate Borough Council

Playing Pitch Strategy Stage C Report – Football, Cricket, Rugby Union, and Hockey

Site No.	Playing Pitch Sites – currently providing community use for cricket	Playing Pitch Sites – currently providing community use for cricket (A)	Squares (B)	Wickets Senior (grass) ©	Wickets Junior (Grass) (D)	Wickets (artificial) €	Quality Grass Pitches (F)	Capacity per pitch Senior (G)	Capacity per pitch Junior (H)	Senior Cricket Capacity Grass pitch per season (H)	Junior Cricket Capacity Grass pitch per season (I)	Capacity NTP (J)	Senior games use 2019 (K)	Junior games Use 2019 (L)	Demand per season (M)	Capacity Demand Balance (N) = (H) + (I) - (M)	Sub Area
48	Ripon Cricket Club - In addition the army use the site for matches. This takes the match equivalent sessions to 33	Ripon Cricket Club - In addition the army use the site for matches. This takes the match equivalent sessions to 33	1	12		0	Standard	4	6	48			28		28	20	Ripon
49	Killinghall Cricket Club	Killinghall Cricket Club	1	8		0	Standard	4	6	32			15		15	17	Harrogate
50	Wath and Malmerby Cricket Club	Wath and Malmerby Cricket Club	1	12		0	Good	5	7	60			30		30	30	Northeast
51	Max Pullen Sports Ground	Max Pullen Sports Ground	1	8		1	Standard	4	7	32		60	28		28	4	Nidderdale
			51	471	40	6				2180	268	360	1352	661	2013	435	

Harrogate Borough Council

Playing Pitch Strategy Stage C Report – Football, Cricket, Rugby Union, and Hockey

3.33. Peak demand is on a Saturday for adult male cricket and this needs to be considered as only one game can be played on 1 square. The table below identifies capacity at peak time of play: The orange squares identify that there is balanced play and that no more matches can be accommodated. Green means that the square can accommodate an additional match. Red identifies sites where the square is already over played during the week. - Saturday, Sunday, and midweek play.

Table 3.4: Peak Time Demand and availability of additional play

Site No.	Playing Pitch Sites – currently providing community use for cricket	Playing Pitch Sites – currently providing community use for cricket (A)	Sub Area	Peak Time Availability Saturday	Peak time Availability Sunday	Peak time Availability Midweek
				Saturday	Sunday	Midweek
1	Ashville College - The Clockhouse Square	Ashville College - The Clockhouse Square	Harrogate	1		
2	Burton Leonard Playing Field	Burton Leonard Playing Field	Central	2		
3	Markington Sports Field	Markington Sports Field	Central			
4	Bishop Thornton Cricket Club	Bishop Thornton Cricket Club	Central	3		
5	Almsford Oval, Almsford Playing Fields.	Almsford Oval, Almsford Playing Fields.	Harrogate			

Harrogate Borough Council

Playing Pitch Strategy Stage C Report – Football, Cricket, Rugby Union, and Hockey

Site No.	Playing Pitch Sites – currently providing community use for cricket	Playing Pitch Sites – currently providing community use for cricket (A)	Sub Area	Peak Time Availability Saturday	Peak time Availability Sunday	Peak time Availability Midweek
				Saturday	Sunday	Midweek
6	Blubberhouses Cricket Club	Blubberhouses Cricket Club	South	1		
7	Green Hammerton Village Hall Playing Field	Green Hammerton Village Hall Playing Field	Southeast	4		
8	Kirk Hammerton Cricket Club -	Kirk Hammerton Cricket Club -	Southeast			
9	Little Ribston Cricket Club	Little Ribston Cricket Club	Southeast			
10	Pateley Bridge Cricket Club	Pateley Bridge Cricket Club	Nidderdale	2		
11	Newby Hall Cricket Club	Newby Hall Cricket Club	Northeast	5		

Harrogate Borough Council

Playing Pitch Strategy Stage C Report – Football, Cricket, Rugby Union, and Hockey

Site No.	Playing Pitch Sites – currently providing community use for cricket	Playing Pitch Sites – currently providing community use for cricket (A)	Sub Area	Peak Time Availability Saturday	Peak time Availability Sunday	Peak time Availability Midweek
				Saturday	Sunday	Midweek
12	Lofthouse and Middlemoor Cricket Club	Lofthouse and Middlemoor Cricket Club	Northwest	3		
13	Rainton Cricket Club	Rainton Cricket Club	Northeast	4		
14	Knaresborough Cricket Club	Knaresborough Cricket Club	Knaresborough	6		
15	Spofforth Cricket club	Spofforth Cricket club	South	7		
16	Gaslphay Lane	Gslphay Lane	Northwest	8		
17	Old Deer Park	Old Deer Park	Northwest	9		
18	Harrogate Cricket Club	Harrogate Cricket Club	Harrogate	10		
19	Harrogate Cricket Club	Harrogate Cricket Club	Harrogate	11		
20	Harrogate Cricket Club	Harrogate Cricket Club	Harrogate	5		

Harrogate Borough Council

Playing Pitch Strategy Stage C Report – Football, Cricket, Rugby Union, and Hockey

Site No.	Playing Pitch Sites – currently providing community use for cricket	Playing Pitch Sites – currently providing community use for cricket (A)	Sub Area	Peak Time Availability Saturday	Peak time Availability Sunday	Peak time Availability Midweek
				Saturday	Sunday	Midweek
21	Bishop Monkton Playing Fields	Bishop Monkton Playing Fields	Central	6		
22	Ripley Cricket club	Ripley Cricket club	Central	12		
23	Scotton Cricket Club	Scotton Cricket Club	Central	13		
24	Bilton Cricket club	Bilton Cricket club	Harrogate	14		
25	Pannal Cricket Club	Pannal Cricket Club	Harrogate	7		
26	Goldsborough Cricket Club	Goldsborough Cricket Club	Knaresborough	15		
27	Knaresborough Forest Cricket Club	Knaresborough Forest Cricket Club	Knaresborough	16		
28	West Tanfield Cricket Club	West Tanfield Cricket Club	Ripon	17		

Harrogate Borough Council

Playing Pitch Strategy Stage C Report – Football, Cricket, Rugby Union, and Hockey

Site No.	Playing Pitch Sites – currently providing community use for cricket	Playing Pitch Sites – currently providing community use for cricket (A)	Sub Area	Peak Time Availability Saturday	Peak time Availability Sunday	Peak time Availability Midweek
				Saturday	Sunday	Midweek
29	Sharow Cricket Club	Sharow Cricket Club	Ripon			
30	Beckwithshaw Cricket club	Beckwithshaw Cricket club	South	18		
31	Follifoot Cricket Club	Follifoot Cricket Club	South	19		
32	Sickinghall Cricket Club	Sickinghall Cricket Club	South	20		
33	Bilton in Ainsty Cricket Club	Bilton in Ainsty Cricket Club	Southeast	21		
34	Great Ouseburn Playing Field	Great Ouseburn Playing Field	Southeast	22		
35	Long Marston Recreation Ground	Long Marston Recreation Ground	Southeast	23		
36	Whixley Cricket Club	Whixley Cricket Club	Southeast	8		

Harrogate Borough Council

Playing Pitch Strategy Stage C Report – Football, Cricket, Rugby Union, and Hockey

Site No.	Playing Pitch Sites – currently providing community use for cricket	Playing Pitch Sites – currently providing community use for cricket (A)	Sub Area	Peak Time Availability Saturday	Peak time Availability Sunday	Peak time Availability Midweek
				Saturday	Sunday	Midweek
37	Birstwith Cricket Club	Birstwith Cricket Club	Nidderdale	9		
38	Burnt Yates Cricket Club	Burnt Yates Cricket Club	Nidderdale	24		
39	Glasshouses Cricket Club	Glasshouses Cricket Club	Nidderdale			
40	Hampsthwaite Cricket Club	Hampsthwaite Cricket Club	Nidderdale	25		
41	Alderborough Playing Fields	Alderborough Playing Fields	Northeast	26		
42	Highside Playing Field	Highside Playing Field	Northwest			
43	Masham Sports Association	Masham Sports Association	Northwest	27		
44	North Stainley Recreation Ground	North Stainley Recreation Ground	Northwest	10		

Harrogate Borough Council

Playing Pitch Strategy Stage C Report – Football, Cricket, Rugby Union, and Hockey

Site No.	Playing Pitch Sites – currently providing community use for cricket	Playing Pitch Sites – currently providing community use for cricket (A)	Sub Area	Peak Time Availability Saturday	Peak time Availability Sunday	Peak time Availability Midweek
				Saturday	Sunday	Midweek
45	Kirk Deighton Cricket Club	Kirk Deighton Cricket Club	Southeast	11		
46	Darley Cricket Club	Darley Cricket Club	Nidderdale	28		
47	Marton Cum Grafton Playing Field	Marton Cum Grafton Playing Field	Southeast			
48	Ripon Cricket Club - In addition the army use the site for matches. This takes the match equivalent sessions to 33	Ripon Cricket Club - In addition the army use the site for matches. This takes the match equivalent sessions to 33	Ripon	29		
49	Killinghall Cricket Club	Killinghall Cricket Club	Harrogate			

Harrogate Borough Council

Playing Pitch Strategy Stage C Report – Football, Cricket, Rugby Union, and Hockey

Site No.	Playing Pitch Sites – currently providing community use for cricket	Playing Pitch Sites – currently providing community use for cricket (A)	Sub Area	Peak Time Availability Saturday	Peak time Availability Sunday	Peak time Availability Midweek
				Saturday	Sunday	Midweek
50	Wath and Malmerby Cricket Club	Wath and Malmerby Cricket Club	Northeast	30		
51	Max Pullen Sports Ground	Max Pullen Sports Ground	Nidderdale	31		

3.34. There are 10 grounds across Harrogate district with over play during the 2019/20 season. In addition, 1 of the 3 squares at Harrogate Cricket Ground is overplayed. These are the 10 cricket grounds where over play occurs:

- **Blubberhouses Cricket Club,**
- **Pateley Bridge Cricket Club,**
- **Lofthouse and Middlemoor Cricket Club,**
- **Rainton Cricket Club,**
- **Bishop Monkton Playing Fields,**
- **Pannal Cricket Club,**
- **Whixley Cricket Club,**
- **Birstwith Cricket Club,**
- **North Stainley Recreation Ground and**
- **Kirk Deighton Cricket Club.**

3.35. Across the whole of Harrogate Borough peak time of play is a Saturday. With only 1 team using a square at any one time, there is available spare capacity at 9 sites on a Saturday (Peak Time of Play), 31 sites have balanced play at peak time of play and 10 plus an additional square at Harrogate Cricket Club are currently overplayed at peak time of play and cannot accommodate any additional play. Despite Ashville College Ground being used, it is not available for further community use other than Ashville Ladies who only play there 6 times a year.

3.36. The table below considers the demand and capacity within the 9 geographical sub areas.

Harrogate Sub Area

- 3.37. The Harrogate sub area has 6 sites with 8 squares. Harrogate Cricket Club provides 3 squares. 1 of the 3 Harrogate Cricket Club squares is over played. The square over played is used for junior cricket only. The Pannal Cricket Club square is also overplayed.
- 3.38. There are currently not any non turf pitches in the Harrogate sub area. Overall capacity is 406 match equivalent sessions and demand is 321 with a theoretical spare capacity of 85 match equivalents sessions per season.
- 3.39. Both Almsford Oval and Killinghall cricket grounds could accommodate additional play at peak time on a Saturday, Sunday, and midweek.
- 3.40. Pannal Ash Cricket Club is currently a nomadic club waiting for its ground to be completely rebuilt as part of a new housing development scheme.
- 3.41. Most cricket sites provide 'Good' quality grass facilities. 2 sites provide 'Standard' quality grass facilities and could be improved too 'Good'. If these sites are improved to 'Good' this would raise capacity of play. The 'Standard' quality sites are:
- **Almsford Oval, Almsford Playing Fields**
 - **Killinghall Cricket Club**
- 3.42. The table below identifies cricket club's comments and additional development requirements as per consultation:

Table 3.5: Cricket Club Comments and additional development requirements as per consultation

Ashville College	Good quality facilities. Women s team play in the Nidderdale Women's Evening Cricket League. Summer holidays the grounds are used by Freddie Flintoff cricket Camp. Ashville College School has an additional square (Colts Square) and an area with a non turf pitch. The school in 2019 played 24 boys' games mainly on a Saturday and 4 mixed games. Despite this ground being used, it is not available for further community use other than Ashville Ladies who only play there 6 times a year.
Bilton Cricket Club	Need new covers. Particularly good facility including three training nets (non turf). Adequate parking. Orientation is not ideal

Harrogate Borough Council

Playing Pitch Strategy Stage C Report – Football, Cricket, Rugby Union, and Hockey

Harrogate Cricket Club	<p>Women's Softball 4 teams in the league, hosting softball festival in September 2019, Royal London women's 3 games 2019, vitality women's 20/20 6 games 2019, Yorkshire 2nd X1 2 games, girls coaching takes place throughout the year.</p> <p>Score Board needs updating, need for a new perimeter fence and buildings need painting. Require a new roller and the club has a shortage of volunteers.</p> <p>Main square – 20 pitches but restricted due to east and west boundary for adult cricket and significant restriction for junior cricket on west side strips.</p> <p>3rd square is only used for juniors and practice nets (this is the one on the southeast = Should only be used for junior cricket carrying capacity.</p>
Killinghall Cricket Club	<p>Need to improve the quality of the wicket and get a non turf pitch.</p> <p>Rent the ground out: has been to Knaresborough Forest, next two seasons it may be Pannal Ash Cricket Club that hire facilities at Killinghall. Killinghall Cricket Club changing rooms need refurbishing. Challenge for the club is attracting youngsters</p>
Pannal Cricket Club	<p>Require fixed cricket nets non turf.</p> <p>Club was in discussion with Pannal Sports over user of their new ground for a 2nd pitch to be used for juniors. There will in the future be provision of a 6-strip square and match play non turf pitch at Pannal Sports Junior Football Club. Initial groundwork for the new square has been completed.</p> <p>Club has stated falling participants in the senior age groups especially in the early 20s as many of our juniors go onto higher education and do not return. New nets and a refurbishment of showers and toilets are important. Lack of volunteers on the committee</p>
Pannal Ash Cricket Club	<p>1 senior team- potential to have two teams for 2021 but likely to stay at 1.</p> <p>For the 2020 season they will share a ground with Killinghall CC. The club used Almsford Oval, Almsford Playing Fields in 2019 which they leased from Pannal Ash JFC. The JFC were accommodating but the playing facilities on the ground were substandard as previously this was not being used. Whilst good changing facilities were available there was no hospitality area at the facility that club could utilise. The club were hindered in any long-term plans at this site and felt it appropriate to find alternate playing facilities that were more accommodating for cricket. This prompted the move to Killinghall CC. These actions were all on the expectation that the Bluecoat's site would be reprovisioned for the club to return to use as their home ground.</p> <p>The club regret initially moving from the Bluecoats site without sufficient provision in place. The club leased from the ground originally from Harrogate Hockey club. The Hockey club agreed the sale of the ground for which the Cricket Club would benefit in a new ground. Because cricket at the time did not have another ground, it would mean that the developers would have to construct a temporary road at a cost of around £300k.</p> <p>So, in the short term the Hockey club agreed along with the Cricket Club that they could support the original developers of the site in saving them a cost of £300k and that the developers would financially support PACC in agreeing to pay for the club to use another playing field in the short term until the new ground was constructed. This cost would only be £1400 a year. The compensation did not occur as the developers pulled out at which point the club had already moved to PAJFC ground. The club have then had to pay £1400 a year as there was nothing in writing.</p> <p>The club now want to develop and see having their own facility a great opportunity to grow. The club are optimistic that with a new housing development and school they will have increased teams at both Senior and Junior level as well as growth for women and girl's cricket.</p>

South Sub Area

- 3.43. The South sub area has 5 sites with 5 squares. 1 of the 5 squares Blubberhouses Cricket Club is slightly overplayed by 2 match equivalent sessions per season.
- 3.44. There are not any non turf pitches in the South sub area. Overall capacity is 302 match equivalent sessions and demand is 267 with a theoretical spare capacity of 35 match equivalent sessions per season.
- 3.45. Saturdays is peak time of play and all grounds in the south Sub area have no spare space for additional match play on a Saturday. There is some availability to increase matches on Sundays at Spofforth, Follifoot and Sickinghall Cricket clubs.
- 3.46. Most cricket sites provide 'Good' quality grass facilities. 2 sites provide 'Standard' quality grass facilities and could be improved too 'Good'. If these sites are improved to 'Good' this would raise capacity of play. The 'Standard' quality sites are:
- **Blubberhouses Cricket Club**
 - **Beckwithshaw Cricket club**
- 3.47. The table below identifies cricket club's comments and additional development requirements as per consultation:

Table 3.6: Cricket Club Comments and additional development requirements as per consultation

Beckwithshaw Cricket club	<p>Significantly impacted boundaries both east and west - losing at least 7 strips for adult cricket</p> <p>The club provides All Stars Cricket</p> <p>Need to invest in changing rooms and clubhouse to keep ageing facilities fit for purpose. Two separate buildings with one for changing and another for hospitality. Club are currently worried that with no investment into facilities the club cannot sustain and grow their current participation levels. They feel they are at risk of losing players without investment.</p> <p>Practice facilities include a two-lane net with need of some investment to update. Currently no NTP for additional on field practice/matches. This has been highlighted as not a priority from the club.</p> <p>Score box and storage are ok with more investment required at some point but not raised as a major concern at this stage. Playing surface is deemed as satisfactory with the club having sufficient covers.</p> <p>Need car park to be resurfaced and improved entrance.</p>
Blubberhouses Cricket Club	<p>Club has an issue with moles</p>
Follifoot Cricket Club	<p>Extra fixed cricket net would help with junior training and roller needs replacing as does grass cutting equipment. Funding is the issue for any improvement plans so struggling to plan any upgrades to clubhouse, changing rooms, extra training facilities and ground/wicket equipment.</p> <p>Require a new score board.</p>
Sicklinghall Cricket Club	<p>Pavilion burnt down 2016, operating from temporary containers the club have purchased for changing and are in discussion with ECB re-funding for new pavilion.</p>
Spofforth Cricket club	<p>Challenge is keeping members and players the square is not ideal orientation</p>

Central Sub Area

- 3.48. The Central sub area has 6 sites with 6 squares. Ripley Cricket Club has balanced play but must use 2 other sites at peak time of play for 2 of its Saturday teams. 1 of the 6 squares Bishop Monkton Cricket Ground is overplayed by 20 match equivalent sessions per season.
- 3.49. There are 2 cricket grounds with non turf pitches these are Markington Sports Ground and Bishop Thornton Cricket Club.
- 3.50. Overall capacity is 270 match equivalent sessions per season and demand is 247 match equivalent sessions per season with a theoretical spare capacity of 23 match equivalent sessions per season.

Harrogate Borough Council

Playing Pitch Strategy Stage C Report – Football, Cricket, Rugby Union, and Hockey

3.51. Markington Sports Ground can accommodate additional play at peak time on a Saturday but would need to improve from ‘Standard’ quality to ‘Good’ quality to provide additional match equivalent capacity. Current spare capacity per season is only 2 match equivalent sessions.

3.52. Most cricket sites provide ‘Good’ quality grass facilities. 2 sites provide ‘Standard’ quality grass facilities and could be improved too ‘Good’. If these sites are improved to ‘Good’ this would raise capacity of play. The ‘Standard’ quality sites are:

- **Markington Sports Field**
- **Bishop Thornton Cricket Club**

3.53. The table below identifies cricket club’s comments and additional development requirements as per consultation:

Table 3.7: Cricket Club Comments and additional development requirements as per consultation

Bishop Monkton Playing Fields - Bishop Monkton Cricket Club	Small club and facilities, well maintained, changing rooms in village hall are acceptable but could do with investment. Birstwith 3rd X1 play 11 games at the ground.
Ripley Cricket Club	3rd & 4th X1 play at Hampsthwaite, or Marton cum Grafton. The club provides All Stars - 8 sessions 31 participants, Plan to increase by U11 female team and need moveable cricket nets 15/04786/COUMAJ planning approval for 1 cricket pitch and 1 football pitch adjacent to current cricket field. Starting 2nd cricket field 2019 New pavilion proposed. Shortfall in finances and require a grant.
Burton Leonard Cricket Club	Facilities considered good but small safety margins and some uneven areas. Football on site. Significant short boundary to the east club only uses 5 wickets for adults,
Markington Sports Field - Markington Cricket Club	Need for nets
Bishop Thornton Cricket Club	Slight slope
Scotton Cricket Club	Drop off in younger players. Lack of will to play whole Saturday pm and evening games.

Southeast Sub Area

3.54. The South Est sub area has 9 sites with 9 squares. Bilton Ainsty and Great Ouseburn Cricket Clubs have balanced play. Whixley and Kirk Deighton Cricket Clubs cricket squares are overplayed.

Harrogate Borough Council

Playing Pitch Strategy Stage C Report – Football, Cricket, Rugby Union, and Hockey

- 3.55. There are 3 cricket grounds with non turf pitches these are Green Hammerton Village Playing Fields, Kirk Deighton Cricket Club and Long Marston Recreation Ground.
- 3.56. Overall capacity is 364 match equivalent sessions and demand is 328 with a theoretical spare capacity of 36 match equivalent sessions per season.
- 3.57. Kirk Hammerton Cricket Club and Little Ribston have spare capacity at peak time of play on a Saturday to accommodate an additional team. Marton cum Grafton has capacity for an additional team at peak time of play on a Saturday but insufficient spare capacity on the square to accommodate any additional team currently. All grounds could accommodate additional teams on a Sunday if existing square capacity allowed. There is sufficient capacity at Green Hammerton and Kirk Deighton Cricket club to allow for Sunday cricket play.
- 3.58. Most cricket sites provide ‘Good’ quality grass facilities. 4 sites provide ‘Standard’ quality grass facilities and could be improved too ‘Good’. If these sites are improved to ‘Good’ this would raise capacity of play. The ‘Standard’ quality sites are:
- **Kirk Hammerton Cricket Club**
 - **Little Ribston Cricket Club**
 - **Marton Cum Grafton Playing Field**
 - **Kirk Deighton Cricket Club**
- 3.59. The table below identifies cricket club’s comments and additional development requirements as per consultation:

Table 3.8: Cricket Club Comments and additional development requirements as per consultation

Great Ouseburn Playing Field - Ouseburn Cricket club	Orientation is not ideal although there are 18 strips on the square - the boundary to some of these strips are severely restricted and therefore only 6 wickets should be considered for the purpose of senior match play carrying capacity Need for non-turf pitch. Capital to replace ageing equipment & purchase additional equipment such as site screens & covers. Lack of external financial support. Site shared with football and evidence of dog fouling.
Green Hammerton Cricket Club	Football pitch close to square. 2 cricket screens were present, but no practise nets were visible. There was a separate scorers hut.
Kirk Hammerton Cricket Club	Outfield uneven in parts
Little Ribston Cricket Club	Changing pavilion poor, good grass cover and outfield uneven in parts

Harrogate Borough Council

Playing Pitch Strategy Stage C Report – Football, Cricket, Rugby Union, and Hockey

Bilton in Ainsty Cricket Club	<p>Orientation not ideal and there is some boundary restriction on the sides in this case N/S</p> <p>Require electricity, pavilion is 40 years old - no female changing rooms or disabled access, which we need to make the space more welcoming for kids and parents. Challenges are Funding and a short ground Lease.</p> <p>Require fixed and moveable nets.</p>
Kirk Deighton Cricket Club	<p>Non turf pitch poor condition, need for fixed cricket nets non turf, need to find a new location in the village that is suitable. We need movable nets as well.</p> <p>There was a small amount of litter on the outfield which was out keeping with the quality of the facility.</p>
Long Marston Recreation Ground - Long Marston Cricket club	<p>Orientation not ideal</p> <p>Attempted to start an All stars scheme last year but didn't attract enough participants. Require motor powered rake; electric scoreboard, need more space in the Village Hall to act as meeting rooms, tearoom, and toilets</p>
Marston Cum Grafton Playing Field - Marton cum Grafton Cricket club	<p>Need outfield mower. We will be improving the club house over the winter this is in hand. Issues with maintaining players, obtaining administrators and ground staff.</p> <p>Need a scoreboard and roller.</p> <p>Damage to the outfield caused by rabbits. Football posts present on the outfield, evidence of a 'kickabout'. The site is difficult to drive to due to the steep nature of the track leading to the facility.</p>
Whixley Cricket Club	<p>Lack of Opposition</p>

Nidderdale Sub Area

- 3.60. The Nidderdale sub area has 7 sites with 7 squares. Burnt Yates Cricket Club has balanced play. 2 of the 7 squares Pateley Bridge Cricket Club and Birstwith Cricket Club are overplayed. Birstwith Cricket Club is overplayed by 35 match equivalent session per season and Pateley Bridge Cricket Club 1 match equivalent session per season.
- 3.61. Max Pullen Sports Ground has a non turf pitch.
- 3.62. Overall capacity is 260 match equivalent sessions per season and demand is 252 with a theoretical spare capacity of 8 match equivalent sessions per season. Glasshouses Cricket Club has spare capacity for an additional team to play on a Saturday and 20 match equivalent sessions spare capacity per season.

Harrogate Borough Council

Playing Pitch Strategy Stage C Report – Football, Cricket, Rugby Union, and Hockey

3.63. Most cricket sites provide ‘Good’ quality grass facilities. 3 sites provide ‘Standard’ quality grass facilities and could be improved too ‘Good’. If these sites are improved to ‘Good’ this would raise capacity of play. The ‘Standard’ quality sites are:

- **Burnt Yates Cricket Club**
- **Darley Cricket Club**
- **Max Pullen Sports Ground**

3.64. The table below identifies cricket club’s comments and additional development requirements as per consultation:

Table 3.9: Cricket Club Comments and additional development requirements as per consultation

Pateley Bridge Cricket Club	<p>Seen 1 moveable net and sight screens on site – the club maybe playing at an alternative ground at Killinghall Cricket Club for 2 seasons due to works at their home ground.</p> <p>Significant restriction on boundary to the west - likely unable to use 4+ strips for adult cricket</p>
Glasshouses Cricket Club	<p>Require new fencing plus upgrading boundary wall. Need score board ours blew down 2 years ago A new traditional Scoreboard would be useful. Lack of funding for specific projects. Income about pays for normal expenses</p> <p>Well maintained club, lack of parking, private road, with little signage. Have advertised ground sharing and state showers have been replumbed and in good working order</p>
Hampsthwaite Cricket Club	<p>Had long term plans to grow the CC back to when we had three men’s, ladies, and 1 junior team, but there is no demand in the village at present. We are part of the Hampsthwaite Sports Club that includes football and cricket but have lost our football field for other uses and need suitable space for a full-sized men’s soccer pitch before we can make further progress.</p>
Birstwith Cricket Club -	<p>Need for Generator, machinery shed, mowers.</p> <p>Lack of funding as we are a single sports club.</p>
Burnt Yates Cricket Club	<p>Orientation is East / West and not ideal.</p> <p>Juniors in this area are accommodated by bigger clubs - we would like to grow a junior section but struggle due to competition from other clubs. Require moveable cricket nets and a bigger clubhouse to increase size of changing rooms and showers.</p>
Darley Cricket Club	<p>Orientation not ideal - and the long boundary (along the wicket) is very short</p> <p>Would like to have a larger pavilion.</p> <p>Require a roller.</p>

Harrogate Borough Council

Playing Pitch Strategy Stage C Report – Football, Cricket, Rugby Union, and Hockey

Dacre Banks Cricket Club - Max Pullen Sports Ground

Non turf pitch poor condition, need for fixed cricket nets non turf and do not have movable nets, challenges Lack of players (league wide issue) Non ownership of ground/pavilion (high rent)

Northeast Sub Area

- 3.65. The Northeast sub area has 4 sites with 4 squares. 1 of the 4 squares is overplayed – Rainton Cricket Club by 4 match equivalent sessions per season.
- 3.66. There are not any non turf pitches in the sub area.
- 3.67. Overall capacity is 209 match equivalent sessions per season and demand is 118 match equivalent sessions per season with a theoretical spare capacity of 91 match equivalent sessions per season. There is no capacity in the peak time of play on a Saturday. There is spare capacity for additional teams on a Sunday and midweek at most grounds except for Rainton Cricket club.
- 3.68. Most cricket sites provide ‘Good’ quality grass facilities. 2 sites provide ‘Standard’ quality grass facilities and could be improved too ‘Good’. If these sites are improved to ‘Good’ this would raise capacity of play. The ‘Standard’ quality sites are:

- **Rainton Cricket Club**
- **Alderborough Playing Fields**

- 3.69. The table below identifies cricket club’s comments and additional development requirements as per consultation:

Table 3.10: Cricket Club Comments and additional development requirements as per consultation

Newby Hall Cricket Club	Well maintained ground, good clubhouse with kitchen, non-turf practice areas in need of improvement, club wishing to get back to provide more teams, particularly a friendly team. Main square is not orientated correctly.
Rainton Cricket Club	Require covers, ample parking available. Roller present at the site. Damage on the outfield caused by rabbits.
Alderborough Playing Fields - Boroughbridge & Staveley Cricket Club	Orientation not ideal East/West Football played on site, use indoor nets at Boroughbridge High School. Require fixed nets
Wath and Malmerby Cricket Club	Junior fun session take place but no identified junior teams Couple of strips to the west would have restricted boundary for adult cricket Challenge is player retention. The pavilion has recently been refurbished

Northwest Sub Area

- 3.70. The Northwest sub area has 6 sites with 6 squares. 2 of the 6 squares are overplayed – Lofthouse and Middlemoor Cricket Club and North Stanley Recreation Ground. There are not any non turf pitches in the sub area.
- 3.71. Overall capacity is 262 match equivalent sessions per season and demand is 229 match equivalent sessions per season with a theoretical spare capacity of 33 match equivalent sessions per season. Highside Playing Field has availability to increase use at Peak time of play on a Saturday by 1 team. Galphay Lane and Old Deer Park and Masham Sports Association could be used by additional teams either on a Sunday or during the week.
- 3.72. Most cricket sites provide ‘Good’ quality grass facilities. 2 sites provide ‘Standard’ quality grass facilities and could be improved too ‘Good’. If these sites are improved to ‘Good’ this would raise capacity of play. The ‘Standard’ quality sites are:
- **Highside Playing Field**
 - **North Stainley Recreation Ground**
- 3.73. There is one site that has been identified as ‘poor’ quality and should not be used. In the opinion of the ECB. This is Lofthouse and Middlemoor Cricket Club. The site is not viable longer term due to size and ECB recommend no smaller than 6 grass wickets per square for costs and sustainability, Due to the impossibility of the pitches being repaired in line with ECB specifications as rotation / adjacency - this site must be considered as poor
- 3.74. The table below identifies cricket club’s comments and additional development requirements as per consultation:

Table 3.11: Cricket Club Comments and additional development requirements as per consultation

Studley Royal Cricket Club – Galphay Lane	Need fixed cricket nets grass – need refurbish the fixed nets to make them safe to use and fit for purpose again. Challenge is keeping juniors playing through the age groups.
Studley Royal Cricket Club - Old Deer Park	Old Deer Park - 9 strips but at least 2 restricted due to boundary size on the East side
Highside Playing Field - Kirby Malezeard Cricket Club	Challenge is having enough players to field a team each week need a scoreboard. Multi-purpose club for football, tennis, cricket, bowls, MUGA, Good club, well maintained ground, good clubhouse, football and cricket on same pitch, slightly uneven outfield.
Masham Sports Association - Masham Cricket Club	Need a new scoreboard and clubhouse in need of improvement and modernisation, changing rooms needed to accommodate women’s and juniors’ cricket also at threat of flooding due to proximity of the river Nidd. Were flooded in 2015 and very close again in early 2019. Lack of senior players. Lack of volunteers. Potential flood threat. All contributing to financial pressures Require a new Scoreboard

Harrogate Borough Council

Playing Pitch Strategy Stage C Report – Football, Cricket, Rugby Union, and Hockey

North Stainley Recreation Ground – North Stainley Cricket Club	Need more coaches, managers, and adult support plus a groundsman -Lack of quality coaches, availability of players, lack of commitment from parents for league games and tournaments. Low numbers of under 15- and 17-year-olds Require fixed cricket nets and sight screens.
Lofthouse and Middlemoor Cricket Club	In the opinion of the ECB the site is not viable longer term due to size and ECB recommend no smaller than 6 grass wickets per square for costs and sustainability, Due to the impossibility of the pitches being repaired in line with ECB specifications as rotation / adjacency - this site must be considered as poor

Knarborough Sub Area

- 3.75. The Knarborough sub area has 3 sites with 3 squares. There are not any non turf pitches in the sub area.
- 3.76. Overall capacity is 233 match equivalent sessions per season and demand is 167 match equivalent sessions per season with a theoretical spare capacity of 66 match equivalent sessions per season.
- 3.77. There is no availability to increase teams at peak time on a Saturday. There is capacity to increase teams playing at all sites on a Sunday. Increasing midweek or junior teams could occur at each site except Knarborough Cricket Club.
- 3.78. The table below identifies cricket club’s comments and additional development requirements as per consultation:

Table 3.12: Cricket Club Comments and additional development requirements as per consultation

Goldsborough Cricket Club	Fixed nets 2 non turf. Goldsborough Cricket club main concern is adjoining land being developed for housing - LPAref 18/02118/OUTMAJ - Land adjacent to Goldsborough Cricket Club - Outline application for up to 40 dwellings in Goldsborough. The proposed fencing design is acceptable to ECB. Details of the maintenance and management of the fencing at reserved matters stage is acceptable to ECB. Require fixed nets, moveable nets, roller, and scoreboard. 12 pitch strips but orientation is not ideal with restrictions on boundaries both sides of the square for adult cricket reduced to 7 pitches for adult matches.
Knarborough Cricket Club	Develop and modernise club house, we are at full capacity for playing so another ground will be needed very soon. Recruitment of volunteers is still a problem but is the same every year.
Knarborough Forest Cricket Club	12 pitch square Not ideal orientation - some restriction on boundaries both sides of the square for adult cricket - only use 8 for adult KFCC is constantly challenged by the fact that the ground is leased from the Marston's Brewery and do not offer the cricket club long term secured lease agreements.

Meanwhile, many local people in the immediate and further area regard the cricket grounds to be open public spaces, which KFCC does not mind and would think it to be a great shame if it was lost to the development of housing or a caravan park.

Wish to enhance the size and quality of the changing rooms, increase, and improve number of male and female toilet facilities, also to improve shower room, to provide private cubicles. This will require additional accommodation. Also, our electricity supply is inadequate to provide warm air dryers, power showers, extractor fans etc. We wish to make these areas more family friendly as we attract a growing number of junior and female participants and their families.

Need to replace 2 bay cricket nets non turf, new pavilion, scoreboard, and moveable nets.

Ripon Sub Area

- 3.79. The Ripon sub area has 3 sites with 3 squares. There are not any non turf pitches in the sub area.
- 3.80. Overall capacity is 142 match equivalent sessions per season and demand is 84 match equivalent sessions per season with a theoretical spare capacity of 84 match equivalent sessions. Sharrow Cricket Club could increase by 1 team at peak time of play on a Saturday. All 3 sites could have additional teams playing either on a Sunday or midweek,
- 3.81. Most cricket sites provide ‘Good’ quality grass facilities. 3 sites provide ‘Standard’ quality grass facilities and could be improved too ‘Good’. If these sites are improved to ‘Good’ this would raise capacity of play. The ‘Standard’ quality sites are:
- **Ripon Cricket Club**
 - **West Tanfield Cricket Club**
 - **Sharrow Cricket Club**
- 3.82. The table below identifies cricket club’s comments and additional development requirements as per consultation:

Table 3.13: Cricket Club Comments and additional development requirements as per consultation

West Tanfield Cricket Club	Need to improve the outside patio, Shortage of players to many clubs in the area village cricket is dying
Sharow Cricket Club	Good clubhouse and pitch. No practice area/nets, Restricted boundaries for adult cricket particularly to the west side - approximately 4-5 wickets impacted significantly Need moveable nets and a new score board - challenge is paying rent fees to the village hall
Ripon Cricket Club	Hoping to get a grant to renovate the changing rooms.

Sloping and uneven site - possible flooding issue or water logging

3.83. The key findings for cricket are

Strategy Issues

3.84. The key issues for the strategy to address are therefore:

- **Secured community use and non-available education cricket pitches across Harrogate Borough Should be protected unless it is justified against Sport England Playing Field Policy why they should not be, and it can be proved that facilities meet one of Sport England's exemptions.**
- **Based on future population growth and latent demand, by 2035. There will be a need for additional cricket grounds across Harrogate Borough. For new population growth the Sport England New Development Playing Pitch Tool should be used to identify the need from each new housing development. Where necessary use the playing pitch strategy to identify where off-site developer contributions could be made to improve existing facilities for new and existing residents.**
- **There is a need to continue to monitor the increase of women's, girls, and South Asian Cricket to ensure that the correct facilities are available. For example, correct pavilion facilities for women and girl's**
- **Where possible improve the quality of pavilions and clubhouse, nets, and car parking at existing facilities.**
- **There is a need to address the one 'poor' quality facility identified in the assessment and consider where Lofthouse and Middlemoor Cricket club could play in the future.**

4. Rugby Union Assessment

Supply of Rugby Pitches – Quantity

- 4.1. The audit of rugby pitches in Harrogate borough identifies that there are 17 sites containing 29 adult rugby pitches and 11 junior pitches. In addition, there are 2 x junior 3G AGPs for rugby and 1 full size 3G all three are rugby accredited.
- 4.2. In addition to the above there are 2 rugby pitches at Claro Barracks. These 2 pitches will be lost to housing development and mitigation will be required through off site developer contributions. In the past Ripon Rugby Club and Harrogate Rugby Club have used the "public" pitches on the army camp but had to stop using the pitches due to health and safety reasons.
- 4.3. Two key components of the analysis are 1. An examination of the extent to which pitches identified were in secured public use. This was undertaken in the context of the Sport England definition of community use, and embraces:
- **All local authority pitches.**
 - **Educational facilities whether subject to formal dual use, community use agreements or similar formal hire arrangements with local teams or not.**
 - **Any other facilities which are available to the public because of formal dual / community use agreements; and**
 - **Any facilities owned, used, or maintained by clubs/private individuals, which as a matter of policy or practice are available for use by sections of the public through membership of a club or admission fees.**
- 4.4. The community use rugby Club sites are provided in table 1 below. The three sub areas with Community Club rugby pitches are Harrogate (Harrogate RUFC and Harrogate Pythons RUFC), Knaresborough (Knaresborough RUFC has use of 2 sites) and Ripon (Ripon RUFC)
- 4.5. The community use rugby Club sites provide 9 adult secured community use pitches. 2 of the 3 adult pitches at Ripon RUFC are owned by a Trust and used by the Club on a goodwill basis. These 2 adult pitches are classed as unsecured community use. There are 11 adult rugby pitches in total used by community rugby clubs on a regular basis.
- 4.6. Education and MoD sites provide a further 15 adult rugby pitches and 10 junior/mini pitches. Queen Ethelburgas Collegiate is excluded as it is not available for community use.

Harrogate Borough Council

Playing Pitch Strategy Stage C Report – Football, Cricket, Rugby Union, and Hockey

Table 4.1: Supply - Community Use Rugby Union Pitches

Site Name	Security of Use	Owners	Sub Area	Adult Pitches	Junior/Minis Pitches
Harrogate Railway FC – Harrogate Pythons RUFC	Secured	Club Lease from Football Club	Harrogate	1	0
Hay-A-Park - Knaresborough RUFC	Secured	Club Lease from the Council	Knaresborough	2	0
Knaresborough RUFC	Secured	Club 99-year Lease from the Council.	Knaresborough	1	0
Malorie Park - Ripon RUFC Mallorie Park	Secured 1 pitch. 2 pitches Unsecured	Club own 1 pitch and a Trust owns 2 pitches. Club are allowed use through goodwill	Ripon	3	0
Rudding Lane - Harrogate RUFC	Secured	Club	Harrogate	4 (Space for additional pitches).	0

- 4.7. Table 4.2 shows the unavailable pitches at Claro Barracks in the Ripon sub area and Queen Ethelbergas a private independent school not available for community use.

Table 4.2: Unavailable for Community Use

Site Name	Security of Use	Owners	Sub Area	Adult	Junior/Minis	Teams
Claro Barracks	Unavailable	MoD	Ripon	2	0	0
Queen Ethelburgas College	Unavailable and Unsecured	Education	Northeast	3 Grass 2 Full size 3G AGPs	2 Junior 3G (2 3G RFU accredited) 2 Grass	1 st XV, 6 teams U17 – U14 & 4 Teams U13 - U12.

- 4.8. Table 4.3 provides an audit of rugby pitches on education sites and the Army Foundation College. These sites are all unsecured community use pitches in education ownership except for the Army Foundation College which is MoD owned. In the past Harrogate RUFC has used the Army Foundation College pitches for training and before moving to Rudding Lane used Harrogate High School and Claro Barracks. In the past Outwood Academy School pitches and Claro Barracks pitches have been used by Ripon RUFC for training.

Harrogate Borough Council

Playing Pitch Strategy Stage C Report – Football, Cricket, Rugby Union, and Hockey

Table 4.3: Education and Army Foundation College – Unsecured Community Use Sites

Site Name	Security of Use	Owners	Sub Area	Adult	Junior/Minis	Teams
Army Foundation College	Unsecured	MoD	Harrogate	2	0	Colts Team (Adhoc) There has been use by Harrogate Rugby Club in the past for training.
Ashville College Sports & Fitness - Yew Tree Lane	Unsecured	Education	Harrogate	5	1	8 teams U18 – U13 & 4 teams U12 – U8
Ashville College Sports Field - Green Lane	Unsecured	Education	Harrogate	0	1	4 teams U12 – U8
Cundall Manor School	Unsecured	Education	Northeast	0	4	U16, U15, 2 X U13, 1 x U12, 2 x U11, 2 x U10, 2 x U9 & U8 12 Teams
Harrogate Grammar School	Unsecured	Education	Harrogate	2	2	2 x U18, U16, 2 x U15, 2 x U14, 2 x U13 & 2 x U12.
Harrogate High School	Unsecured	Education	Harrogate	0	1	School curricula use only
King James's School Knaresborough	Unsecured 1 available for hire	Education	Knaresborough	1	0	U15, U14, U13 & U12
Outwood Academy Ripon	Unsecured	Education	Ripon	1	Space for 1 junior	Years U15, U14, U13 & U12.
Ripon Grammar School	Unsecured	Education	Ripon	2 + 1 x 3G RFU Accredited Sept 2019).	0	2 x U18. 2 x U16, U15. 2 x U14, 2 x U13, U12
Rossett School Sports Field	Unsecured	Education	Harrogate	1	0	U15, U14, U13 & U12 (Boys). U13 Girls.
St John Fisher Catholic High School	Unsecured	Education	Harrogate	1	0	1 st XV, U15, U14, U13 & U12

- 4.9. There is 1 x 3G World Rugby compliant pitch available for community use in Harrogate at Ripon Grammar School. This is a new full-size 3G World Rugby-compliant pitch and FIFA-compliant football pitch, opened just before the covid 19 pandemic 2020. There is also a new high-quality changing block and upgraded grass playing fields. The 3G pitch closed during the pandemic has remained closed even after the reduction of restrictions from the pandemic. This has been due to noise complaints from neighbours. Queen Ethelburgas Collegiate provides 2 full size 3G AGPS that are not RFU accredited and 2 junior 3G AGPS that are RFU accredited therefore are World Rugby compliant. However, these pitches are not available for community use.

Harrogate Borough Council

Playing Pitch Strategy Stage C Report – Football, Cricket, Rugby Union, and Hockey

- 4.10. Ripon RUFC is a partner club with Ripon Grammar School with access to using the 3G pitch along with Ripon City AFC and Ripon Panthers Juniors Football Club. However, the 3G AGP has opening hour restrictions to 8.00pm in the evenings Monday – Friday. This restricts the use of the 3G AGP. Although officially opened in March 2020 the 3G pitch has been closed during the pandemic for community use and since the relaxing of lockdown rules closed due to noise complaints from neighbours.
- 4.11. The current RFU recommendations for mini and youth pitches are:
- **U7 20m x 12m + 5m IGA (in-goal area)**
 - **U8 45m x 22m + 5m IGA**
 - **U9 60m x 30m + 5m IGA**
 - **U10 60m x 35m + 5m IGA**
 - **U11/U12 60 x 35m + 5m IGA**
 - **U13 Girls 60m x 35M + 5m IGA**

Harrogate - Lapsed or Disused Sites

- 4.12. There are 2 pitches at Claro Barracks in the ownership of the MoD that have not been used by community Clubs for some time. It is believed that community Clubs stopped using these pitches on grounds of health and safety.

Security of Tenure

- 4.13. Harrogate RUFC moved to Rudding Lane in 2015 securing a 999-year lease. Harrogate Pythons RUFC hold a 20-year lease with Harrogate Railway Football Club for the pitch. Knaresborough RUFC has a 99-year lease for its show pitch and clubhouse facility and the clubs Hay a Park 2 pitches are leased from the Council. Ripon RUFC part owns the existing facilities (owning the land on which the clubhouse and the 1st team pitch is built) but the other two pitches are in the ownership of a Trust and the club is therefore reliant on the ongoing goodwill for continuing access to these pitches. These two pitches are unsecured community use.
- 4.14. Queen Ethelburgas Collegiate playing pitch facilities are unavailable for community use and owned by the college.
- 4.15. The education sites are all owned by education and are unsecured for community use. The Army Foundation College rugby pitches are owned by the MoD and provide unsecured community use.

Future Provision

- 4.16. Harrogate High School have been in discussion with England Athletics regarding provision of an athletics track on the school site. This may cause the loss of a rugby pitch. The RFU were invited to a meeting pre pandemic that was cancelled. It is not known if this meeting has now taken place.

Harrogate Borough Council

Playing Pitch Strategy Stage C Report – Football, Cricket, Rugby Union, and Hockey

- 4.17. Harrogate Railway Football Club who leases a rugby pitch to Harrogate Pythons RFUC are keen to provide a 3G pitch for the football club's use. The junior section of the football club has recently made their new home at Harrogate High School and have started discussions regarding provision of a 3G pitch at Harrogate High School with West Riding County FA. If a 3G pitch was to come to fruition Harrogate Pythons RUFC would like to be able to use this pitch if it were also a World Rugby compliant pitch and not just a pitch for football.

Quality – Ancillary Facilities and Pitches

Ancillary Facilities

- 4.18. Harrogate RUFC: The purpose-built pavilion is an extremely high quality, modern clubhouse. The club has recently received planning permission for a small extension to the club house. This will provide an outside serving releasing pressure on numbers in the clubhouse. There are extensive facilities for spectators around the show pitch. However, the club has car parking challenges and to avoid parking along the road the club uses a local business for parking to avoid issues with highways.
- 4.19. Ripon RUFC: The clubhouse is of standard quality and used by partner organisations as well as the rugby Club such as Ripon Runners. There is a need for additional and gender-friendly changing facilities. The club are developing plans to consider extending the clubhouse to allow better and increased community use by partner organisations. Additional car parking is being considered but is subject to master planning, so as not to impact on pitches and there is a need to secure funds for the project.
- 4.20. Harrogate Pythons RUFC: The rugby club share with the football club the use of the clubhouse and bar facility through the lease. There is a need for ball stop netting at one end of the ground.
- 4.21. Knaresborough RUFC: The clubhouse was built in 2013 and the changing rooms have been refurbished since opening.

Quality of Pitches

- 4.22. The methodology for assessing rugby pitch quality looks at two key elements: the maintenance programme and the level of drainage. Each is scored and classified in one of three categories. These represent actions required to improve pitch quality. A breakdown for each of the two scoring elements and three respective categories is provided in the table below.

Table 4.4: Rugby Pitch Scoring Elements Rugby Pitch Quality

Drainage	Maintenance		
	Poor (M0)	Standard (M1)	Good (M2)
Natural Inadequate (D0)	0.5	1.5	2
Natural Adequate (D1)	1.5	2	3
Pipe Drained (D2)	1.75	2.5	3.25
Pipe and Slit Drained (D3)	2	3	3.5

- 4.23. Pitch quality influences the number of matches and training that can be sustained, and therefore has a significant impact on the overall adequacy of supply in an area. Site assessments have been carried out in line with the assessment matrix provided above.
- 4.24. Demand from each site is converted into match equivalent sessions. This considers both the requirement of pitches to accommodate competitive fixtures, and the impact that training sessions will have on the capacity of pitches.
- 4.25. Below are the quality pitch assessments following site visits. Table 5 shows the quality and capacity for the Community Club pitches and Table 3.5 for the Education and MoD pitches.

Table 4.5: Quality rating of pitches – Community Club Pitches

Site Name	Type of Pitch	Drainage Score	Pitch Maintenance Score	Pitch Capacity	Overall Capacity of Site
Harrogate RFU	Show Pitch	D3	M2	3.5	14
Harrogate RFU	2 nd Pitch	D3	M2	3.5	
Harrogate RFU	3 rd Pitch	D3	M2	3.5	
Harrogate RFU	4 th Pitch Training Pitch with floodlights	D3	M2	3.5	
Harrogate Pythons RFU	Pitch 1	DO	M1	1.5	1.5
Ripon Rugby Club	Show Pitch	D3	M1	3	7.5
Ripon Rugby Club	Pitch 2 with floodlights	D3	M1	3	
Ripon Rugby Club	Pitch 3 with floodlights	D0	M1	1.5	
Knaresborough Rugby Club	Show Pitch	D1	M1	2	3

Harrogate Borough Council

Playing Pitch Strategy Stage C Report – Football, Cricket, Rugby Union, and Hockey

Site Name	Type of Pitch	Drainage Score	Pitch Maintenance Score	Pitch Capacity	Overall Capacity of Site
Knaresborough Rugby Club Hay-a-Park	Pitch 1 with floodlights	D0	M0	0.5	
Knaresborough Rugby Club Hay-a-Park	Pitch 2	D0	M0	0.5	

Table 4.6: Quality rating of pitches – Education and MoD Pitches

Site Name	Type of Pitch	Drainage Score	Pitch Maintenance Score	Pitch Capacity	Overall Capacity of Site
Queen Ethelburgas	1st Adult pitch floodlit	D3	M2	3.5	17.5
Queen Ethelburgas	2nd Adult pitch floodlit	D3	M2	3.5	
Queen Ethelburgas	3rd Adult pitch floodlit	D3	M2	3.5	
Queen Ethelburgas	1st Junior Pitch floodlit	D3	M2	3.5	
Queen Ethelburgas	2nd Junior Pitch floodlit	D3	M2	3.5	
Army Foundation College	Pitch 1 Adult	DO	M1	1.5	3
Army Foundation College	Pitch 2 Adult	DO	M1	1.5	
Ashville College – Yew Tree Lane	Pitch 1 Adult	D1	M1	2	12
Ashville College – Yew Tree Lane	Pitch 2 Adult	D1	M1	2	
Ashville college – Yew Tree Lane	Pitch 3 Adult	D1	M1	2	
Ashville College – Yew Tree Lane	Pitch 4 Adult	D1	M1	2	
Ashville College – Yew Tree Lane	Pitch 5 Adult	D1	M1	2	
Ashville College – Yew Tree Lane	Junior Pitch	D1	M1	2	
Ashville College – Green Lane	Junior Pitch	D1	M1	2	2
Cundall Manor	1st Junior Pitch	D1	M1	2	8
Cundall Manor	2nd Junior Pitch	D1	M1	2	
Cundall Manor	3rd Junior Pitch	D1	M1	2	
Cundall Manor	4th Junior Pitch	D1	M1	2	
Harrogate Grammar School	1st Adult Pitch	DO	M1	1.5	6
Harrogate Grammar School	2nd Adult Pitch	DO	M1	1.5	

Harrogate Borough Council

Playing Pitch Strategy Stage C Report – Football, Cricket, Rugby Union, and Hockey

Site Name	Type of Pitch	Drainage Score	Pitch Maintenance Score	Pitch Capacity	Overall Capacity of Site
Harrogate Grammar School	1 st Junior Pitch	DO	M1	1.5	
Harrogate Grammar School	1 st Junior Pitch	DO	M1	1.5	
Harrogate High School	1 st Junior Pitch	DO	M1	1.5	1.5
King James School	1 st Adult Pitch	D0	M1	1.5	1.5
Outwood Academy Ripon	1 st Adult Pitch	DO	M1	1.5	1.5
Ripon Grammar School	1 st Adult Pitch	DO	M1	1.5	3
Ripon Grammar School	2 nd Adult Pitch	DO	M1	1.5	
Rosett School	1 st Adult Pitch	DO	M1	1.5	1.5
St John fisher Catholic High School	1 st Adult Pitch	D0	M1	1.5	1.5

Community Club Pitch Quality

- 4.26. **Knaresborough RFUC** – The show pitch is in good condition and has a small training area with floodlights at the opposite end of the clubhouse. The 2 pitches across the road at Hay-a-Park are slightly sloped and undulating and require drainage works to improve capacity. There was evidence of mole infestation on both these pitches. The club has stated they would like to provide floodlights on at least 1 additional pitch to assist with training.
- 4.27. **Ripon RFUC** – The show pitch or first team pitch is in good condition. 2 pitches have slit and pipe drainage the 3rd is natural drainage. The training pitch has floodlights which were upgraded in the 2018/19 season. The club has also bought a new tractor to improve maintenance works. The club has had a pitch advisor visit as part of the RFU Rugby Groundsmen Connected programme and are already working towards improved pitch maintenance. Training and playing pitch space on a Sunday morning is at a premium and is managed by staggering start and finish times. Overuse has led to a deterioration in pitch quality standards. Access to additional pitches would allow them to accommodate greater numbers across all age grades, including adult. This in turn would lead to more teams or greater numbers in those teams.
- 4.28. The Club aspires to have access to additional outdoor playing and training space.
- 4.29. **Harrogate Pythons RFUC** - The 1 pitch at Harrogate Railway Football Club. has drainage issues that need to be addressed. The club does not train at the ground and wishes to expand with an additional team. However, this will require a second pitch. Harrogate Railway FC have currently had discussions with the County Football Association and the Football Foundation regarding provision of a 3G FTP. The junior section of Harrogate Railway FC has recently made their home ground at Harrogate High School and have raised the provision of a 3G pitch at the site with the County Football Association. If there was a possibility of 3G pitch provision on either Harrogate Railway or Harrogate High School, then a World Rugby Regulation 22 AGP would be of interest to the club.

Harrogate Borough Council

Playing Pitch Strategy Stage C Report – Football, Cricket, Rugby Union, and Hockey

- 4.30. **Harrogate RFUC** – The pitches are in good condition. There is additional space for mini rugby pitches, but these were not marked out at the time of the non-technical assessments. There is a training pitch with floodlights.
- 4.31. The club has had a pitch advisor visit as part of the RFU Rugby Groundsmen Connected programme and are already working towards improved pitch maintenance.

Demand – Community Competitive Rugby

- 4.32. There are four rugby clubs based within Harrogate Borough. Harrogate RUFC is the largest club with 33 teams in total, with 2 teams per junior boys and mini rugby age groups.
- 4.33. The next largest is Ripon RUFC, running 11 junior / mini teams as well as several adult teams. Knaresborough RUFC and Harrogate Pythons currently run only senior teams.
- 4.34. In total there are 55 community club teams across Harrogate Borough. 11 adult male teams, 2 adult women teams, 2 male and 2 female colts' teams 18-19 years, 15 junior boy's teams, 3 junior girls' teams and 20 mini soccer teams.

Table 4.7: Rugby Clubs in Harrogate Borough and Number of Teams

Club	Adult Teams Men	Adult Teams Women	18-19 years youth teams		Junior teams (U13-17)		Mini / Midi age groups(U7-12)	Totals
			Boys	Girls	Boys	Girls		
Harrogate Pythons RUFC	2	0	0	0	0	0	0	2
Knaresborough RUFC	2	0	0	0	0	0	2	4
Ripon RUFC	3	0	1	1	4	1	6	16
Harrogate RUFC	4	2	1	1	11	2	12	33
	11	2	2	2	15	3	20	55

Community Rugby Club Training

- 4.35. The majority of rugby teams train at their home ground on match pitches. This reduces the capacity for match play and means that pitches are more likely to be overplayed.
- 4.36. The extent of training on pitches midweek depends on the presence of sports lighting.
- 4.37. Harrogate RUFC has access to one training pitch with sports lighting and this pitch has capacity for 3.5 match equivalent sessions per week. The pitch is used to accommodate both training and match play. Weekly training demand excluding Sunday morning minis equates to 13.75 MES. This leads to overplay of 10.25 training MES per week. Over the last 3 seasons Harrogate Rugby Club have also trained at:
- **The Army Foundation College**
 - **Harrogate Town Football Club**
 - **Boston Spa School (Leeds LA) Sandbased AGP**
 - **Leeds Beckett University.**
- 4.38. Knaresborough RUFC has access to 1 pitch with floodlights that has capacity for 0.5 MES per week. The club has stated that during training nights the players do not use the pitches for training but train off the pitch. If they were to use the pitch the mid-week training need would be 1 MES per week. This leads to overplay of 0.5 training MES per week on the training pitch.
- 4.39. Harrogate Pythons RUFC train at Rossett Sports Centre on the 3G AGP. As this surface is not suitable for contact rugby, training sessions are not as comprehensive as they could be. The club does not currently access grass pitches for any form of training.
- 4.40. Ripon RUFC has access to 2 pitches with sports lighting both pitches are used to accommodate training and match play, the capacity of weekly MES on these pitches is 4.5. The mid-week training MES training requirement and not including mini and juniors on a Sunday equates to 7. This means overplay of 2.5 MES weekly. The Club aspires to have access to additional outdoor playing and training space.
- 4.41. Over the last 3 years Ripon RUFC has used the following facilities to enable rugby training and/or the playing of competitive matches at various age grades:
- **Outwood Academy pitches**
 - **Ripon City Football Club pitch**

- **Ripon Cricket Club outfield areas**
- **Ripon Grammar School sports hall**
- **Ripon Leisure Centre sports hall**
- **Small AGP pitches on the College Lawns site in Ripon which have been used for training purposes**
- **Prior to its closure, the club made very regular use of Ripon Choir School pitches and before that, they used the "public" pitches on the army camp but had to stop using those due to health and safety reasons.**

4.42. Rugby clubs identify the use of 3G World Rugby compliant artificial grass pitches for training as a method of protecting the match pitches and providing a high-quality surface for full contact practice. Competitive play continues to take place on grass pitches for the most part, with ad hoc use of 3G pitches for fixtures in the case of unsuitable pitches due to waterlogging or frost.

4.43. There are 2 x 3G World Rugby compliant pitches at Queen Ethelbergas College, but these are not available for community use. There is the new World Rugby compliant 3G AGP at Ripon Grammar School that has only recently just started taking bookings (June 2021). Ripon RFU are a partner club for this facility alongside 2 football clubs. The issue with the Ripon 3G pitch is the restricted opening hours clubs can only book until 8.00pm Monday – Friday. It is understood from consultation with Ripon Grammar School that Ripon RUFC will be using the 3G AGP from September 2021 on Tuesday evenings and weekends.

Exported Demand

4.44. Displaced or exported demand refers to Harrogate Borough based teams that are currently accessing pitches outside of the local authority for their home fixtures. This is normally because their pitch requirements cannot be met, which is usually because of pitch supply. There is no demand identified which is exported out of Harrogate for match play. However, Harrogate RUFC do use facilities outside the borough for training.

Imported Demand

4.45. There is no identified imported demand from rugby clubs whose main home ground is in a neighbouring borough into Harrogate.

Unmet Demand

- 4.46. Unmet demand is existing demand that is not able to access sufficient pitches. It is usually expressed, for example, when a team is already training but is unable to access a match pitch. Harrogate RUFC has occasionally had to use the Army Foundation College pitches for matches. Harrogate Pythons rugby Club has sufficient members to start a 3rd team but requires a pitch for them to play. Match and training equivalent sessions would be 1 per week.

Future Demand

Participation Increases

- 4.47. In total, clubs across Harrogate aspire to increase by a total of ten teams.
- **Knaresborough RUFC – 1 adult male, 1 women’s team and 1 mini team. Match and training equivalent sessions would be 2.25 per week.**
 - **Ripon Rugby Club - has stated they wish to provide an additional youth team. Match and training equivalent sessions would be 1 per week.**
 - **Harrogate Rugby Club has stated they would like to provide 1 more senior male team, an additional women’s team, another Colts team and an estimated 3 more Junior teams, but current facilities do not meet the demand. Match and training equivalent sessions would be 6 per week.**

Population Increases

- 4.48. As well as growth through participation increases there will be growth through population demands.
- 4.49. Team Generation Rates (TGRs) indicate how many people in a specified age group are required to generate one team. TGRs are derived by dividing the appropriate population age band by the number of teams playing within that area in that age band. By applying the current rugby union team data to Sport England’s New Development Playing Pitch Calculator Tool. The rugby union team generation rates can be provided.
- 4.50. Table 4.8 provides the team generation rates for Harrogate Rugby Union.

Harrogate Borough Council

Playing Pitch Strategy Stage C Report – Football, Cricket, Rugby Union, and Hockey

Table 4.8: Team Generation Rates Harrogate Rugby union

Sport age groups	Percentage of the total population in the area	A1. Number of people in each sport age group	Harrogate Rugby Union Team Generation Rate
Rugby Union			
Men (19-45yrs)	12.82%	2035.63	1872
Women (19-45yrs)	12.98%	2061.53	10428
Boys (13-18yrs)	4.04%	640.92	381
Girls (13-18yrs)	3.57%	567.18	1148
Mixed (7-12yrs)	7.23%	1148.19	581

- 4.51. The Harrogate Local Plan identifies that there will be a minimum of 13,377 new homes provided for 2014 – 2035 across Harrogate District. At April 2021, 4249 dwellings had already been completed, approx. 5665 dwellings were on sites allocated in the Local Plan but had no planning permission and 1239 dwellings were allocated with planning permission. In total 6904 dwellings were on Local Plan allocation sites but not completed. The Sport England New Development Playing Pitch Calculator Tool should be used to identify team generation rates and need for playing pitches as and when planning applications are agreed.
- 4.52. A total of 6904 homes with an average household size of 2.3 persons (Average Harrogate Borough Household size - Census 2011) provides a new resident population of 15,879. In applying the current team numbers and the growth in population to the Sport England New Development Playing Pitch Calculator Tool, identifies a future need across Harrogate Borough for an additional 1.29 adult match equivalent sessions, 2.17 13 -18 years match equivalent sessions, and 1.98 mini match equivalent sessions per week.

Education

- 4.53. Participation in rugby in schools in Harrogate Borough is high in comparison to most other areas of the country. Harrogate Grammar School, Ashfield College, King James High School, St John Fishers High School, Rossett School, Queen Ethelburgas Collegiate, Cundall Manor, Ripon Grammar School and Outwood Academy Ripon all regularly participate in rugby through the curricula and competitively.
- 4.54. Harrogate High School provides rugby as part of the curriculum. In addition, many primary schools participate in Tag Rugby and there have been several festivals held by the School Sports Partnership. Table 9 identifies the school's competitive teams.

Harrogate Borough Council

Playing Pitch Strategy Stage C Report – Football, Cricket, Rugby Union, and Hockey

Table 4.9: Harrogate Borough School's - Competitive Rugby Teams

Club	Adult Teams Men	Adult Teams Women	18-19 years youth teams		Junior teams (U13-17)		Mini / Midi age groups(U7-12)	Totals
			Boys	Girls	Boys	Girls		
Army Foundation College			1					1
Ashville College – Yew Tree Lane			2		6		4	12
Ashville College Sports Field Green Lane							4	4
Cundall Manor					4		8	12
Harrogate Grammar School			2		7		2	11
Harrogate High School								Curriculum Only
King James School			3				1	4
Outwood Academy Ripon			3				1	4
Ripon Grammar School			2		7		1	10
Rossett School					3	1	1	5
St Fohn Fisher School Catholic High School			1		3		1	5
Queen Ethelburgas College			1		6		4	11
	0	0	15	0	36	1	27	79

- 4.55. In total there are 79 competitive school rugby teams identified across Harrogate Borough. In addition to the school teams the schools offer rugby as part of the curricula.
- 4.56. The Army Foundation College has a Colts Rugby Team and they have played friendlies against clubs such as Harrogate RFUC and other Army Rugby Clubs.
- 4.57. School pitches are subject to wear and tear during a typical curriculum programme, particularly for PE lessons and by school teams playing matches.
- 4.58. The club-based nature of rugby however means that clubs wish to focus their activity at the club base as far as possible. Adding to this, both Ripon RUFC and Harrogate RUFC indicate that the facilities they have used as overspill grounds do not meet club needs as they lack ancillary and medical facilities.

Capacity Analysis

4.59. To enable an accurate supply and demand assessment of rugby pitches, the following assumptions have been applied:

- **All sites that are used for community club competitive rugby matches are included on the supply side secured and unsecured and education sites that are unsecured community use or unavailable for community use are included.**
- **Each school with a rugby pitch runs 2 hours outdoor PE per week per year group – equivalent of 5 teams = 5 match equivalent sessions weekly.**
- **All competitive play is on senior sized pitches (except for where mini or junior pitches are provided).**
- **From U13 upwards, teams play 15 v 15 and use a full pitch.**
- **Mini teams (U7-12) play on half of a senior pitch i.e., two matches per senior pitch. This could include multiple matches with lower age groups as U7's is 4 a side.**
- **For senior and youth teams the current level of play per week is set at 0.5 for each match played based on all teams operating on a traditional home and away basis (assumes half of matches will be played away).**
- **For mini teams, play per week is set at 0.25 for each match played based on all teams operating on a traditional home and away basis and playing across half of one adult team pitch or mini pitch.**
- **All male adult club rugby takes place on a Saturday afternoon.**
- **Colts Rugby U18 – 19s takes place midweek for Training and play on Sunday PM.**
- **All U7-18 rugby takes place on a Sunday AM for Matches but most age groups in older Mini and Juniors will train midweek.**
- **Women's rugby union takes place Sunday PM for Matches but midweek for training.**
- **Training that takes place on club pitches is reflected by the addition of team equivalents. 2 teams training on one pitch on one evening = one match equivalent session.**

Harrogate Borough Council

Playing Pitch Strategy Stage C Report – Football, Cricket, Rugby Union, and Hockey

- **Quality of pitches determines the capacity or number of times a pitch can be played. The RFU has set guidance standards for the number of matches that each grass pitch type should be able to accommodate without adversely affecting its current quality (pitch capacity).**
- **Education competitive team play tends to occur midweek and at independent schools Saturday AM.**

4.60. Table 4.10 shows the match and training equivalent sessions per week and the pitch capacity per site (Club and Education). This identifies the weekly match and training equivalent sessions over played or underplayed.

Table 4.10: Pitch Capacity of Rugby Union pitches in Harrogate Borough

Site	Club	Teams	Match/Training Day	Training /Curricula use Equivalent Sessions	Match Equivalent Sessions	Total Training/Curricular & Match Equivalent Sessions	Total Site Pitch Capacity	Weekly Overplay or Underplay
Harrogate Railway FC	Harrogate Pythons RUFC	1 st and 2 ^{nds}	Train Wednesdays off site at Rossett Sports Centre	0	0	1	1.5	0.5
			Match Day Saturday		1			
Totals				0	1	1	1.5	0.5
Knaresborough RUFC	Knaresborough RUFC	1 st and 2 ^{nds}	Senior teams Train Wednesdays off the pitches	0	0	1.5	3	1.5
			Match Day Saturday		1			
		Junior Development U10, U8	Train and play Saturday AM	0.5				
Totals				0.5	1	1.5	3	1.5
Malorie Park	Ripon RUFC	1 st , 2 nd , 3 ^{rds}	Train Tuesday & Thursday	3		13.5	7.5	6
			Match Day Saturday		1.5			
		U18 Academy	Train Tuesday & Thursdays	1				

Harrogate Borough Council

Playing Pitch Strategy Stage C Report – Football, Cricket, Rugby Union, and Hockey

Site	Club	Teams	Match/Training Day	Training /Curricula Equivalent Sessions	use	Match Equivalent Sessions	Total Training/Curricular & Match Equivalent Sessions	Total Site Pitch Capacity	Weekly Overplay or Underplay
			Match Day Sunday			0.5			
		Women U18	Train Monday	0.5					
			Match Day Sunday			0.5			
		Girls U15 train	Train Monday	0.5					
			Match Day Sunday			0.5			
		Under 16, U15, U14 and U13	Train Wednesday	2					
			Match Day Sunday			2			
		U12, U11, U10, U9, U8 and U7's	Train and Play Sunday AM	1.5					
Totals				8.5		5	13.5	7.5	6
Rudding Lane	Harrogate Rugby Club	1 st 2 nd 3 rd and 4 th s men	Train Tuesday & Thursdays	4			27.5	14	13.5
			Match Day Saturday			2			
		1 st 2 nd Women	Train Tuesday & Thursday	2					
			Match Day Sunday			1			

Harrogate Borough Council

Playing Pitch Strategy Stage C Report – Football, Cricket, Rugby Union, and Hockey

Site	Club	Teams	Match/Training Day	Training /Curricula use Equivalent Sessions	Match Equivalent Sessions	Total Training/Curricular & Match Equivalent Sessions	Total Site Pitch Capacity	Weekly Overplay or Underplay
		U18 Girls	Train on Monday	0.5				
			Match Day Sunday		0.5			
		U18, U17 Boy's	Train Wednesday	1				
			Match Day Sunday		1			
		U16 Girls	Train on Monday	0.5				
			Match Day Sunday		0.5			
		U16, U15, U14, U13 Boys (10 teams)	Train on Wednesday	5				
			Match Day Sunday		5			
		U15 Girls	Train on Wednesday	0.5				
			Match Day Sunday		0.5			
		U12 Boys	Train on Wednesday	0.25				
			Match Day Sunday		0.25			
		U11, U10, U9, U8, U7, U6, (12 teams)	Train and play on Sunday	3				
Totals				16.75	10.75	27.5	14	13.5

Harrogate Borough Council

Playing Pitch Strategy Stage C Report – Football, Cricket, Rugby Union, and Hockey

Site	Club	Teams	Match/Training Day	Training /Curricula use Equivalent Sessions	Match Equivalent Sessions	Total Training/Curricular & Match Equivalent Sessions	Total Site Pitch Capacity	Weekly Overplay or Underplay
Totals Community Rugby Clubs				25.75	17.75	43.5	26	17.5
Army Foundation College		1		5	0.5	5.5	3	2.5
Ashville College – Yew Tree Lane		12		5	5	10	12	2
Ashville College Sports Field Green Lane		4		5	1	6	2	4
Cundall Manor	School	12		5	4	9	8	1
Harrogate Grammar School	School	11		5	5	10	6	4
Harrogate High School	School	Curriculum Only		5	0	5	1.5	3.5
King James School	School	4		5	1.75	6.75	1.5	5.25
Outwood Academy Ripon	School	4		5	1.75	6.75	1.5	5.25
Ripon Grammar School	School	10		5	4.75	9.75	3	6.75
Rossett School	School	5		5	2.25	7.25	1.5	5.75
St Fohn Fisher School Catholic High School	School	5		5	2.025	7.25	1.5	5.75
Queen Ethelburgas College	School	11		5	4.5	9.5	17.5	8
Total Education and Army foundation				60	32.75	92.30	59	33.3

4.61. It is important to ascertain whether any identified ‘potential capacity’ can be deemed ‘actual capacity’.

- There is identified spare capacity at Harrogate Railway – Harrogate Pythons Rugby Club 0.5 MES. This is not actual spare capacity as the club could use this by introducing a third team.

Harrogate Borough Council

Playing Pitch Strategy Stage C Report – Football, Cricket, Rugby Union, and Hockey

- **Knaresborough Rugby Club – Actual spare capacity is 1.5 MES. However, if training were to take place under sports lighting on the pitch the spare capacity would reduce to 0.5 MES.**
- **Ashville College spare capacity 2 MES is unlikely to be available for use as an Independent School it may not wish to provide community use. The site is also unsecured community use.**
- **Queen Ethelburgas College Spare Capacity 8 MES is not actual spare capacity as it is not available for community use.**

Peak Time Demand

4.62. To identify spare capacity at peak time, for community clubs the number of match equivalent sessions at peak time is measured against the number of match equivalent sessions available.

4.63. The table below identifies the current peak time of play for rugby and the demand for pitches for individual club sites across Harrogate Borough.

Table 4.11: The current peak time of play for rugby and the demand for pitches for individual club sites across Harrogate Borough

Harrogate RUFC -Peak Time of play	Teams Demand – Matches	Number of Pitches (MES)	Over supply + /Under supply -
Adult Men's Saturday PM	2	4	2
Youth and Junior Sunday AM and Mini Sunday AM	9.25	4	5.25
Women and Girl's Sunday PM	2	4	2
Ripon RUFC – Peak Time of play	Teams Demand – Matches	Number of Pitches	Over supply + /Under supply -
Adult Men's Saturday PM	1.5	3	1.5
Youth and Junior Sunday AM and Mini Sunday AM	4	3	1
Women and Girl's Sunday PM	1	3	2
Harrogate Pythons RFUC – Peak Time of play	Teams Demand – Matches	Number of Pitches	Over supply + /Under supply -
Adult Men's Saturday PM	1	1	0
Youth and Junior Sunday AM and Mini Sunday AM	0	1	1
Women and Girl's Sunday PM	0	1	1

Harrogate Borough Council

Playing Pitch Strategy Stage C Report – Football, Cricket, Rugby Union, and Hockey

Knarborough RFUC – Peak Time of play	Teams Demand – Matches	Number of Pitches	Over supply + /Under supply -
Adult Men’s Saturday PM	1	3	2
Mini Saturday AM	0.5	3	1.5
Women and Girl’s Sunday PM	0	3	3

- 4.64. There are currently sufficient rugby pitches across Harrogate Borough on a Saturday PM at peak time of play for adult men’s teams. There is balanced play at Harrogate Pythons RUFC and spare capacity at Harrogate RUFC, Knarborough RUFC and Ripon RUFC for adult men’s teams. However, if Ripon RUFC could not access the 2 unsecured community use pitches there would not be insufficient pitches to meet demand providing a shortfall of 0.5 MES.
- 4.65. There is spare capacity at all 4 community clubs for women’s and girl’s rugby on Sundays PM. If the 2 unsecured community use pitches were not available at Ripon RUFC there would be sufficient pitches providing balanced play.
- 4.66. There is overplay at peak time for junior youth and mini match equivalent sessions on Sundays Am at Harrogate RUFC (5.25 MES) and Ripon RUFC (1 MES). The overplay at Ripon RUFC would rise if the 2 unsecured community use pitches were not available to 3 MES.
- 4.67. Harrogate RUFC has space for additional mini pitches. This could reduce the overplay of pitches on a Sunday morning.
- 4.68. Consultation with Ripon Grammar School has identified that the school are in discussion with Ripon RUFC with regards to bookings on a Tuesday evening 2/3rds of the 3G pitch and for bookings at weekends from September 2021.
- 4.69. All school pitches and the Army Foundation College pitches would be available at the peak time of use for the community clubs. The exception being Queen Ethelburgas Collegiate whose pitches are not available for use. However, most of the school pitches are already over played on a weekly basis.

Table 4.12: Current and Future Demand to 2035 For Community Rugby club Pitches

	(A) Current Demand Match Equivalent Sessions 2021	(B) Current Capacity Weekly Training and Match Equivalents (2021)	(C) Current Shortfall Match Equivalent Sessions (2021) = (B – A)	(D) Participation Increase Aspirations	(E) Projected Population Increase (2021 – 2035)	Future deficit match and Training Equivalent Sessions (2035)
Weekly Training MES	25.75	8.5	17.25	4.5	1.73	23.48
Weekly Match and Training MES	43.50	26	17.50	9.25	3.71	30.46

Harrogate Borough Council

Playing Pitch Strategy Stage C Report – Football, Cricket, Rugby Union, and Hockey

- 4.70. There is a current shortfall of capacity on training pitches with sports lighting to accommodate the current weekly requirement for training MES. This equates to overplay of 17.25 MES. When including weekly competitive play and weekly training MES there is an overplay of 17.5 MES. With increases from club participation aspirations and projected population growth the shortfall grows in 2035.
- 4.71. Given the above-mentioned shortfalls, priority should be placed first and foremost on alleviating overplay. Given that the majority of overplay is a result of training demand on grass pitches, it is considered that there is a potential need for additional floodlighting, pitch quality improvements and/or access to World Rugby compliant 3G pitches. Scenarios exploring this will be evidenced in the subsequent strategy document. There is also a need to ensure security of tenure of 2 rugby pitches at Ripon RUFC.

Rugby Union Summary

- 4.72. The community use rugby Club sites provide 9 adult secured community use pitches. 2 of the 3 adult pitches at Ripon RUFC are owned by a Trust and used by the Club on a goodwill basis. These 2 adult pitches are classed as unsecured community use. Including these 2 pitches there are 11 adult rugby pitches in total used by community rugby clubs on a regular basis.
- 4.73. Education and MoD sites provide a further 15 adult rugby pitches and 10 junior/mini pitches. Queen Ethelburgas Collegiate is excluded as it is not available for community use.
- 4.74. There are 2 rugby pitches at Claro Barracks. These 2 pitches will be lost to housing development and mitigation will be required through off site developer contributions. In the past Ripon Rugby Club and Harrogate Rugby Club have used the "public" pitches on the army camp but had to stop using the pitches due to health and safety reasons.
- 4.75. When considering all rugby pitches across Harrogate (Community Club and Education) there are sufficient pitches to meet peak time demand, although a large number are on education establishments, and these are overplayed on a weekly basis by the schools or not available for community use. Furthermore, the nature of rugby, being a club-based sport, means that satellite facilities inhibit the culture of club development.
- 4.76. There is overplay at peak time for junior youth and mini match equivalent sessions on Sundays AM at Harrogate RUFC (5.25 MES) and Ripon RUFC (1 MES). The overplay at Ripon RUFC would rise if the 2 unsecured community use pitches were not available to 3 MES.
- 4.77. Harrogate RUFC are at capacity on their existing site and are struggling to accommodate all their teams.
- 4.78. Ripon RUFC is also nearing capacity however the club do not have security of tenure on two of their current 3 pitches and there is a need to provide gender friendly changing facilities and improve car parking.
- 4.79. Harrogate Pythons RUFC have sufficient members for a 3rd team but need additional pitch space.

- 4.80. Overall, there is a current shortfall of 17.5 match and training equivalent sessions per week on community club rugby union pitches to meet current demand. Shortfalls are further exacerbated when considering future demand, equating to 30.46 match and training equivalent sessions.
- 4.81. There is an opportunity for Ripon RUFC to use Ripon Grammar School 3G pitch for training and matches to meet some of the shortfalls of MES.
- 4.82. There is an opportunity for Harrogate rugby club to provide additional mini pitches on site.
- 4.83. There may be an opportunity to further discuss the development of a 3G AGP World Rugby compliant pitch at Harrogate High School.
- 4.84. Priority should be placed first and foremost on alleviating overplay. Given that the majority of overplay is a result of training demand on grass pitches, it is considered that there is a potential need for additional sports lighting, pitch quality improvements and/or access to World Rugby compliant 3G pitches.

5. Hockey Assessment

- 5.1. Hockey is clearly benefiting from a double Olympic legacy. After Great Britain’s women won bronze in front of a home crowd in London in 2012 the numbers of young girls playing the sport doubled and a historic gold in Rio 2016 saw more than 10,000 players promptly joining clubs. These triumphs have inspired the nation to get active and play hockey. Thanks to the outstanding work of the network of clubs across the country, England Hockey has seen unprecedented growth at both ends of the age range. There has been an 80% increase in the number of boys and girls in clubs, as well as a 54% increase in players over the age.
- 5.2. Hockey clubs have reaped the rewards of the improved profile of the sport, focussing on a link with schools to provide excellent opportunities for young players. Programmes such as Quick sticks – a small-sided version of hockey for 7-11-year-olds – in Primary Schools have been hugely successful in allowing new players to take part in the sport from an early age. The growth in the sport since the eve of London 2012 has been seen across the country, examples being a 110% increase in under 16s club participation in London, and a 111% growth in the Northwest in the same age bracket.

Harrogate District Pitch Supply

- 5.3. Competitive play cannot take place on third generation turf pitches (3G) although 40mm pitches may be suitable, in some instances, for beginner training. The following table outlines the surface type and the recommended playing level for the surface.

Table 5.1: England Hockey Artificial Grass Playing Surface Policy – July 2016

Category	Surface	Playing Level	Playing Level
England Hockey Category 1	Water surface approved within the FIH Global/National Parameters	Essential International Hockey- Training and matches.	Desirable Domestic National Premier competition Higher levels of EH Player Pathway Performance Centres and upwards
England Hockey Category 2	Sand dressed surfaces within the FIH National Parameter	Essential Domestic National Premier competition Higher levels of player pathway: Academy Centres and Upwards	Desirable All adult and junior League Hockey Intermediate or advanced School Hockey EH competitions for clubs and schools (excluding domestic national league)

Harrogate Borough Council

Playing Pitch Strategy Stage C Report – Football, Cricket, Rugby Union, and Hockey

Category	Surface	Playing Level	Playing Level
England Hockey Category 3	Sand based surfaces within the FIH National Parameter	Essential All adult and junior club training and league Hockey EH competitions for clubs and schools Intermediate or advanced schools hockey	Desirable
England Hockey Category 4	All long pile (3G) surfaces	Essential None	Desirable Lower-level hockey (Introductory level) when no category 1-3 surface is Available. *

* It is recommending an appropriate ball to meet the standards of the player and the surface

- 5.4. For senior teams, a full-sized pitch for competitive matches must measure at least 91.4 x 55 metres excluding surrounding run off areas which must be a minimum of two metres at the sides & three metres at the ends. England Hockey preference is for four metre side and five metre end run offs, with a preferred overall area of 101.4 x 63 metres though a minimum overall area of 97.4 x 59 metres is accepted.
- 5.5. Unlike some sports, hockey can only be played competitively on sand or water based Artificial Grass Pitches (AGPs). Water based AGPs are not common and only found at elite sites, whereas sand based/sand dressed AGPs can be found on secondary school site, leisure centres and higher education establishments.
- 5.6. Its popularity on school sites was due to the surface being able is used for a few sports to be played and taught. However, a large majority of these facilities did not financially plan to replace the surface, or carpets as they are called, of the AGPs. A carpet has roughly a 10-year life span dependant on use.
- 5.7. Since the introduction of the 3G surface a few years ago, and its popularity with football, schools have seen this as a way of replacing the tired carpet and generating money from the hire to football clubs/ commercial football provider. This is at the expense of hockey, and in some areas in England, hockey players are travelling over 40 minutes to get to a suitable AGP (in some cases this is doubling the travel time).

Harrogate Borough Council

Playing Pitch Strategy Stage C Report – Football, Cricket, Rugby Union, and Hockey

- 5.8. Additionally, because of the conversion to 3G surfaces some local authorities no longer have hockey teams playing within their areas and they have been displaced to different areas or had to disband altogether.
- 5.9. The 3G surface is limited in the range of sports which can be played or taught on it and has a range of piles. Those proposing to change the carpets should take advice from the appropriate sports' governing bodies or refer to Sport England's guidance on their website: <https://www.sportengland.org/facilities-planning/tools-guidance/design-and-cost-guidance/artificial-sports-surfaces/>
- 5.10. Due to the impact on hockey, it is appropriate to ensure that sufficient sand based AGPs are retained for the playing development of hockey within the local authority administrative area. To that end, a change of an Artificial Grass Pitch's surface or carpet may require a planning application, and as part of it these applicants will have to show that there is sufficient AGP provision available for hockey in the locality if the surface is changed. Otherwise planning permission will not be granted. Sport England are currently seeking a legal opinion on the matter relating to planning permission and the change of a carpet.
- 5.11. It should also be noted that if a surface is changed, it could require the existing floodlights to be changed and in some instances noise attenuation measures may need to be put in place.
- 5.12. The table below provides a detailed breakdown of the Artificial Grass Pitches (AGPs) available across Harrogate district for Hockey.

Table 5.2: Sites with Artificial Grass Pitches (AGPs) that provide community use and are suitable for Hockey use

Playing Pitch Sites – Currently Providing Community Use for Hockey	Ownership and Use	No of AGPS	Sand Filled /Sand Dressed/ Based Water	Floodlit	Built and Last Refurbished	Condition
Army Foundation College HG3 2SE	Education – Foundation School Private Use	1 AG 100 x 65	Sand Filled	Yes	Built 2000 Refurbished 2018.	Quality Rating: Good
Harrogate Hockey Club Harrogate High School (Granby Centre) HG1 4AP	Club Lease pitch from North Yorkshire County Council Education. Secured community Use	1 AGP 91.4 x 55	Sand Dressed	Yes	Built 2009	Quality Rating: Standard 10-year life Span reached 2019.
Harrogate Grammar School HG2 0DZ	Education Unsecured community Use	1 AGP 100 x 60	Sand Dressed	Yes	Built 2010	Floodlights can only be used Monday – Friday up until 6.00pm. Quality Rating: Standard 10-year life span 2020. New surface is required.

Harrogate Borough Council

Playing Pitch Strategy Stage C Report – Football, Cricket, Rugby Union, and Hockey

Playing Pitch Sites – Currently Providing Community Use for Hockey	Ownership and Use	No of AGPS	Sand Filled /Sand Dressed/ Based Water	Floodlit	Built and Last Refurbished	Condition
Ashville College HG2 9JS	Education Unsecured Community Use	1 AGP 80 x 48	Sand Filled	Yes	Built 2013	Quality Rating: Standard
Boroughbridge High School YO51 9JX	Education Unsecured community Use	1 AGP 34 x 18	Sand Filled	Yes	Built 1999	Too small for hockey used for football training. Possible change of use to 3G rubber Crumb. Football Foundation and England Hockey to hold discussions. Quality Rating: Poor
Cundall Manor School YO61 2RW	Education Private Use	1 AGP 100 x 60	Sand Filled	Yes	Built 2014	Quality Rating: Good
Queen Ethelburgas College YO26 9SS	Education Private Use	2 AGPs 100 x 60 and 101.4 x 63	Sand Dressed and Water Based	Yes	Sand dressed built 2010 refurbished 2014. Water based built 2014.	Quality Rating: Good
St Aiden's Church of England School HG2 8JR	Education Private Use	1 AGP 84 x 58	Sand Dressed	No	Built 2001	No floodlights and too small for hockey. School has applied for planning permission to change to 3G rubber crumb with floodlights. Understand application was withdrawn March 2019. The school have continued to fund raise for a 3G pitch since March 2019. Quality Rating: Poor
Ripon Grammar School HG4 2DG	Education Private Use	1 AGP 92 x 67	Sand Filled	No	Built 2011	Built 2011 will require resurfacing.2021 Quality rating Standard

Harrogate Borough Council

Playing Pitch Strategy Stage C Report – Football, Cricket, Rugby Union, and Hockey

- 5.13. In the 2019/20 season, Harrogate borough had one artificial grass pitch (AGP) suitable for competition hockey and in secured community use – the Granby Centre Harrogate Hockey Club is leased to the club by North Yorkshire County Council Education Department and as part of the lease agreement Harrogate High School have use of the pitch for all PE activities.
- 5.14. The remaining full size AGPs suitable for hockey are: 1 AGP at the Army Foundation College (a 2nd AGP has been changed to 3G rubber crumb and is registered on the FA Army 3G pitch Register) MoD ownership, 1 AGP at Cundall Manor School, 2 AGPs at Queen Etheburgas College and the AGP at Ripon Grammar School are for school or private use only.
- 5.15. The Harrogate Grammar School and Ashville College AGPs are used by school team's mid-week and on Saturdays for school matches. However, Harrogate Hockey club do use these pitches for competitive games on occasions.
- 5.16. King James School has converted to a 3G football turf pitch and has been taken out of the table.
- 5.17. Ripon Grammar School AGP has no floodlights and is for school use only.
- 5.18. Boroughbridge High School AGP is too small for competitive hockey and is mainly used for football training.
- 5.19. St Aiden's Church of England School AGP is too small for competitive hockey and has no floodlights. St Aiden's had applied for planning permission to convert the AGP to a 3G rubber crumb. The planning application is understood to have been withdrawn. However, the school is continuing to fund raise for a 3G pitch. It is understood if fund raising is successful, the 3G FTP will be for school use only.
- 5.20. Rossett Sports Centre has 2 MUGAs that can be used for small, sided hockey.
- 5.21. There are 2 small artificial grass pitches at College Lawns Ripon (HG4 2RN). These have been used for football and rugby training in the past. These pitches also have markings for tennis and netball and are floodlit.

Secured pitches

- 5.22. The only secured community use hockey pitch is the AGP and clubhouse at the Granby Centre based at Harrogate School.

Pitch Quality

- 5.23. Granby Centre Pitch was last refurbished in 2009 and will be due for refurbishment from 2019. The pitch surfaces are compacted and one corner of the pitch freezes in the winter months.

Harrogate Borough Council

Playing Pitch Strategy Stage C Report – Football, Cricket, Rugby Union, and Hockey

5.24. Harrogate Grammar School pitch needs carpet replacement from 2020 when it will be over 10 years old.

5.25. Ashville College AGP is of good quality.

Ancillary Facilities

5.26. The facilities at Granby Centre are of good quality.

Competitive Hockey

5.27. In total, there is 1 competitive hockey club that plays competitive fixtures in Harrogate District. **Harrogate Hockey Club** – has 6 senior men's teams, a veterans' men's team, Badger Development team, 5 senior women's teams and a junior section of 429 players that in 2019 provided 9 junior boy's teams and 11 junior girl's teams. 13 senior teams = 6.5 home games = 7 match equivalent sessions Saturday

5.28. The table below identifies the number of teams for Harrogate Hockey Club, the day of the week that they play, and the number of match slots required in total and in brackets the match slots required each week 6 (match slots 1.5 Hrs).

5.29. All junior games are played at Central Venue sites on a Sunday. Occasionally the Granby Centre AGP is used as a Central Venue for junior games.

Table 5.3: Match Slots Required Each Week

Harrogate Hockey Clubs	Adult Teams			Juniors & Badgers	Totals	Match Slot Requirements
	Senior Men	Senior Women	Mixed			
Harrogate Hocket Club	7	5	0	21	33	
Total Teams	7	5	0	21	33	
Total Teams Playing on a Saturday	3.5	2.5	0	0	6	6 x 1.5 hrs weekly
Total Teams Playing on a Sunday	0	0	0	4	0	
Total Teams Playing Mid-Week	0	0	0	0	0	

Matches and Training

- 5.30. This assessment has used as a given that 4 match equivalents are available for play per site each Saturday and Sunday. There is a shortfall of 2 match slot on a Saturday for Harrogate Hockey club currently. These games are currently played at Ashville College and Harrogate Grammar School both sites are unsuitable.
- 5.31. The matches (peak time) currently take place on a Saturday.
- 5.32. There are 20 available training slots mid-week at the Granby Centre. Harrogate Hockey Club currently utilise 18.5 of these training slots.
- 5.33. There is imported demand for hockey in Harrogate borough. York St John University men's 1st team and women's 1st team play their BUCs competitive matches at the Granby Centre, this amounted to 10 home games in the 2019/20 season on Wednesday afternoons.
- 5.34. Harrogate Hockey Club has identified unmet demand and aspires to further growth of members and informal participation. The club has waiting lists for each junior team 10 per team over 100 children and hope to start another ladies team soon. Harrogate Hockey Club with its own development officer are promoting England Hockey programme – Hockey Heroes – 5 - 8-year-olds playing hockey starting in Spring 2020. The club are accessing primary schools, but find attracting coaches is a problem. The club also promote other hockey sessions such as:
- **Social summer hockey.**
 - **Walking hockey**
 - **Back to hockey**
 - **Junior sessions in the summer**
 - **Goalkeeper sessions throughout the summer**
 - **Hockey Festivals**

Latent Demand

- 5.35. The club continue to target latent demand by organising programmes for example Rush Hockey, Back to Hockey or Walking Hockey (aimed at older people). The facility requirements for these informal forms of the game are less prescriptive than for formal affiliated league competition. Within the borough, the main facility where more of this type of programme could be accommodated is the Granby Centre. The AGP at the Granby Centre is used for hockey Monday to Thursday from 5.30pm – 9.30pm. There is football on a Friday evening and before 10.30pm on a Saturday morning.
- 5.36. England Hockey has provided the following data evidencing the membership for Harrogate Hockey club for the 2019 season. There is a clear drop off in membership between the ages of 17 and 25 for both men and women.

Harrogate Borough Council

Playing Pitch Strategy Stage C Report – Football, Cricket, Rugby Union, and Hockey

Table 5.4: Membership Harrogate Hockey Club 2019

Harrogate HC Men		(M) 5-10	(M) 11-13	(M) 14-16	(M) 17-18	(M) 19-21	(M) 22-25	(M) 26-35	(M) 36-45	(M) 46+	Total
Cat 1	Full Members	27	73	34	11	1	4	26	14	23	213
Cat 2	Pay & Play	6	-	-	-	-	1	2	14	3	26
Cat 3	Community	-	31	11	-	-	-	-	-	-	42
											0
		33	104	45	11	1	5	28	28	26	281

Harrogate HC Women		(F) 5-10	(F) 11-13	(F) 14-16	(F) 17-18	(F) 19-21	(F) 22-25	(F) 26-35	(F) 36-45	(F) 46+	Total
Cat 1	Full Members	35	85	38	9	-	10	22	19	30	248
Cat 2	Pay & Play	9	21	-	-	-	-	7	21	7	65
Cat 3	Community	-	42	17	-	-	-	-	-	-	59
											0
		44	148	55	9	0	10	29	40	37	372

Future Playing Pitch (Hockey) Demand – Population Growth

Team Generation Rates

- 5.37. Team Generation Rates (TGRs) indicate how many people in a specified age group are required to generate one team. TGRs are derived by dividing the appropriate population age band by the number of teams playing within that area in that age band. By applying the current football team data to Sport England's New Development Playing Pitch Calculator Tool. The hockey team generation rates can be provided.
- 5.38. Table 5.5 provides the team generation rates for Harrogate Hockey.

Harrogate Borough Council

Playing Pitch Strategy Stage C Report – Football, Cricket, Rugby Union, and Hockey

Table 5.5: Team Generation Rates Harrogate Football

Sport age groups	Percentage of the total population in the area	A1. Number of people in each sport age group	Harrogate Hockey Team generation rate
Hockey			
Men (17-55yrs)	21.82%	3464.65	5007
Women (17-55yrs)	22.03%	3498.35	7078
Boys (14-16yrs)	1.89%	300.59	1014
Girls (14-16yrs)	1.82%	289.12	975
Boys (11-13yrs)	1.91%	304.05	769
Girls (11-13yrs)	1.85%	294.36	596
Mixed U10s (5-10yrs)	6.85%	1087.40	2200

- 5.39. The Harrogate Local Plan identifies that there will be a minimum of 13,377 new homes provided for 2014 – 2035 across Harrogate District. At April 2021, 4249 dwellings had already been completed, approx. 5665 dwellings were on sites allocated in the Local Plan but had no planning permission and 1239 dwellings were allocated with planning permission. In total 6904 dwellings were on Local Plan allocation sites but not completed. The Sport England New Development Playing Pitch Calculator Tool should be used to identify team generation rates and need for playing pitches as and when planning applications are agreed.
- 5.40. A total of 6904 homes with an average household size of 2.3 persons (Average Harrogate Borough Household size - Census 2011) provides a new resident population of 15,879. In applying the current team numbers and the growth in population to the Sport England New Development Playing Pitch Calculator Tool, identifies a future need across Harrogate Borough for an additional 1.18 adult teams, 0.60 boy's and girl's teams 14 – 16 years, 0.89 team's boy's and girl's 11 – 13 years and 0.49 mixed teams under 10 years.
- 5.41. Apart from future growth from housing development there is also increased participation and latent demand to consider. Harrogate Hockey Club would like to provide an additional ladies team and take those children on the waiting list off the waiting list. Housing development will increase the population and provide additional participation as will development work being carried out by the club. To assist with the sustainability of the club a second pitch is required at the Granby Centre. This will ensure the 2 teams, that continually must play at either Harrogate Grammar School or Ashville College have use of the club's ancillary facilities as well as visiting teams who may well leave straight after a game as there are no social facilities on site at Harrogate Grammar School or Ashville College.
- 5.42. A club of Harrogate Hockey Clubs size requires 2 AGPs preferably on one site. This will allow for festivals and other competitions and tournaments to take place and ensure the sustainability of the club in the future.

- 5.43. Developer contributions towards hockey club facilities should be off site payments to assist with the future development of Harrogate Hockey Club in its quest to provide quality hockey facilities and competition for new and old residents in Harrogate.

Future Strategic Priorities for Hockey

- 5.44. Strategically the following priorities need to be put in place within the Action Plan for Hockey:

1. Protection of all community use artificial hockey pitches across Harrogate district (Protect).

- It is appropriate to ensure that sufficient sand based AGPs are retained for the playing development of hockey. To that end, a change of surface will require all NGBs England Hockey, Football Association, Rugby Football Union, and Harrogate Borough Council to discuss and agree any proposals or planning application before they take place. Sport England are currently seeking a legal opinion on the mg rubber atter relating to planning permission and the change of an AGP carpet to 3G rubber crumb.
- It should also be noted that, if a surface is changed, it could require the existing floodlighting to be changed and, in some instances, noise attenuation measures may need to be put in place.

2. Harrogate Hockey club require a second AGP at the Granby Centre and at least one other sand dressed AGP within Harrogate. (Provide). There are several factors that need to be considered:

- Land ownership of the proposed pitch footprint at the Granby Centre– Old school building footprint owned by North Yorkshire County Council and the old macadam tennis courts are believed to be owned by Harrogate Borough Council.
- Mitigation for loss of the tennis courts is already met through the new build tennis courts locally.
- The length of any lease on a new AGP facility at the Granby Centre would need to be realigned with any existing lease to avoid staggering of end of the terms.

3. A need to ensure that sink funds are in place to maintain the existing hockey facilities and replacement carpets at the Granby Centre and other AGP locations across Harrogate district,

4. Clubs to continue working with England Hockey to promote Back to Hockey and other programmes to increase participation in hockey.

5. There must be an agreement between NGBs England Hockey, the Football Association, Rugby Football Union and NELC to discuss any change of use of sand dressed and sand filled AGPs to 3G Football Turf.



Harrogate Borough Council

Playing Pitch Strategy

Appendix 1 – Stage C - Football Sub Areas



Appendix 1: Harrogate Stage C - Football Sub Areas

Harrogate Sub Area	Security of Site	Quality Pitches Good /Standard/ Poor
Almsford Playing Fields	Secured	Standard
Burley Banks (Army Foundation College) Including Over play 1 youth 11v 11 MES on adult pitch	Unsecured	Standard
Cats Field	Secured	Poor
Crimple Meadow Including overplay Youth 11v11 pitch by 2 9v9 MES	Secured	Poor
Harlow Hill	Secured	Standard
Harrogate Grammar School	Unsecured	Poor
Harrogate Railway FC	Secured	1 Good 1 Standard
Hydro Jenny Fields	Secured	Poor
Killinghall Moor	Secured	Poor
Oatlands Park - there is weekly overplay caused by mini soccer 0.5 MES overlaying youth 11v11 pitches	Secured	Poor
Pannal Community Park	Secured	Good
Queen Ethelbergas Community Park	Secured	Poor
Rossett School Playing Field/Rosset Sports Centre Including Over play of mini soccer 7v7 by mini soccer 0.5 MES.	Secured	Standard
Harrogate High School Including Over play Adult 11v11 by Youth 11v11 1 MES	Unsecured	Poor
St Aiden's Church of England School including over play	Secured	Poor

Appendix 1: Harrogate Stage C - Football Sub Areas

Quality Ancillary Facilities - Good /Standard/ Poor	Adult 11v11 Play			Youth 11v11 Play			Current Number of Pitches Junior 9 v 9
	Current Number of Pitches Adult 11v11	Peak Time Adult 11v11 Spare/Overplayed /Balanced Capacity MES	Weekly Adult 11v11 Spare/Overplayed /Balanced Capacity - minus Demand MES	Current Number of Pitches Youth 11v 11	Peak Time Youth 11v11 Spare/Overplayed /Balanced Capacity MES	Weekly Youth 11v11 Spare/Overplayed /Balanced Capacity - minus Demand MES	
Good	0			0			2
Standard	2	0	2	0			0
None	0			0			1
None	0			1	-2.5	-0.5	0
Standard	1	0.5	1.5	0			0
Standard	3	3	3	0			0
Standard	2	1	3.5	0			0
None	0			0			2
Good	0			2	0.5	-0.5	2
Poor	1	0	-0.5	1	0	-0.5	0
None	0			2	0.5	4.5	2
None	0			3	0.5	0.5	0
Standard	0			2	0	0.5	1
Standard	2	0	0.5	0			4
Standard	1	0.5	1	2	2	2	0

Appendix 1: Harrogate Stage C - Football Sub Areas

Junior 9v9 Play		Mini Soccer 7v7 Play					
Peak Time Junior 9v9 Spare/Overplayed /Balanced Capacity MES	Weekly Junior 9v9 Spare/Overplayed /Balanced Capacity - minus Demand MES	Current Number of Pitches Mini Soccer 7v7	Peak Time Mini soccer 7v7 Spare/Overplayed /Balanced Capacity MES	Weekly Mini Soccer 7v7 Spare/Overplayed /Balanced Capacity - minus Demand MES	Current Number of Pitches Mini Soccer 5v5	Peak Time Mini Soccer 5v5 Spare/Overplayed /Balanced Capacity MES	Weekly Mini Soccer 5v5 Spare/Overplayed /Balanced Capacity - minus Demand MES
1	2.5	2	0.5	6	3	2.5	11.5
		0			0		
1	1	0			0		
		0			0		
		0			0		
		0			0		
2	2	0			0		
0	4	2	0.5	1.5	2	0.5	2
		0			0		
0	4	2	0	9.5	4	2	22
		0			0		
-1.5	-0.5	2	0.5	7	0		
2	1.5	2	2	4	0		
		0			0		

Appendix 1: Harrogate Stage C - Football Sub Areas

St John Fisher Catholic High School	Secured	Standard
The Stray The pitches are overplayed by junior 9v9 0.5 MES on a Saturday and 1 MES at Peak time on a Sunday AM and 1 x 7v7 MES Sunday AM	Secured	Poor
Total Actual Spare Capacity Peak Time after considering over play		
Unsecured Community Use MES - Peak time of Play		

Total Actual Spare Capacity Peak Time Use Secured Community Hes Only		
---	--	--

Central Sub Area	Security of Site	Quality Pitches Good /Standard/ Poor
Bishop Monkton Playing Fields	Secured	Good
Burton Leanard Sports Ground - overplay of adult 11v11 by youth 11v11 0.5 MES Sunday AM and Junior 9v9 Saturday AM	Secured	Standard
Markington Football Pitch	Secured	Standard
Percy Fields - Youth 1v11 overplayed by 9v9 and 7v7 overplayed by 5v5.	Secured	Standard
Ripley Cricket Club	Secured	Standard
Scotton Cricket Club	Secured	Standard
Total Actual Spare Capacity Peak Time after considering over play		
Unsecured Community Use MES - Peak time of Play		
Total Actual Spare Capacity Peak Time Use Secured Community Use Only.		

Appendix 1: Harrogate Stage C - Football Sub Areas

Standard	1	1	2	0			0
Poor	0			5	-0.5	1.5	0
	13	6	13	18	0.5	7.5	14
	7	3	5.5	0	0	0	4

	6	3	7.5	18	0.5	7.5	10
--	---	---	-----	----	-----	-----	----

Quality Ancillary Facilities - Good /Standard/ Poor	Adult 11v11 Play			Youth 11v 11 Play			Current Number of Pitches Junior 9 v 9
	Current Number of Pitches Adult 11v11	Peak Time Adult 11v11 Spare/Overplayed /Balanced Capacity MES	Weekly Adult 11v11 Spare/Overplayed /Balanced Capacity - minus Demand MES	Current Number of Pitches Youth 11v 11	Peak Time Youth 11v11 Spare/Overplayed /Balanced Capacity MES	Weekly Youth 11v11 Spare/Overplayed /Balanced Capacity - minus Demand MES	
Good	1	0	2	0			0
Poor	1	0	0.5	0			0
Standard	1	1	2	0			0
Good	0			2	0	-1	0
Good	0			0			1
Standard	0			0			1
	3	1	4.5	2	0	-1	2
	0	0	0	0	0	0	0
	3	1	4.5	2	0	-1	2

Appendix 1: Harrogate Stage C - Football Sub Areas

		0			0		
		0			0		
4.5	14.5	10	3.5	28	9	5	35.5
2	1.5	2	2	4	0	0	0

2.5	13	8	1.5	24	9	5	35.5
-----	----	---	-----	----	---	---	------

Peak Time Junior 9v9 Spare/Overplayed /Balanced Capacity MES	Weekly Junior 9v9 Spare/Overplayed /Balanced Capacity - minus Demand MES	Current Number of Pitches Mini Soccer 7v7	Peak Time Mini soccer 7v7 Spare/Overplayed /Balanced Capacity MES	Weekly Mini Soccer 7v7 Spare/Overplayed /Balanced Capacity - minus Demand MES	Current Number of Pitches Mini Soccer 5v5	Peak Time Mini Soccer 5v5 Spare/Overplayed /Balanced Capacity MES	Weekly Mini Soccer 5v5 Spare/Overplayed /Balanced Capacity - minus Demand MES
		0			0		
		1	0	3	1	1	7
		0			0		
		1	-0.5	1	0		
0.5	1.5	1	0	3	1	0	3
1	2	0			0		
1.5	3.5	3	-0.5	7	2	1	10
0	0	0	0	0	0	0	0
1.5	3.5	3	-0.5	7	2	1	10

Appendix 1: Harrogate Stage C - Football Sub Areas

Knaresborough Sub Area	Security of Site	Quality Pitches Good /Standard/ Poor
King George V Playing Fields	Secured	Standard
King James School	Unsecured	Poor
Knaresborough Celtic - Thistle Hill	Secured	Good
Knaresborough Town FC - Manse Lane	Secured	Good
The Spinney	Secured	Standard
Fysche Field	Secured	Poor
Total Actual Spare Capacity Peak Time after considering over play		
Unsecured Community Use MES - Peak time of Play		
Total Actual Spare Capacity Peak Time Use Secured Community Use Only		

Nidderdale Sub Area	Security of Site	Quality Pitches Good /Standard/ Poor
Darley Playing Fields	Secured	Poor
Belmont Grosvenor School Birstwith	Unsecured	Poor
Nidderdale Showgorund - Bewerley Park	Secured	Standard

Appendix 1: Harrogate Stage C - Football Sub Areas

Quality Ancillary Facilities - Good /Standard/ Poor	Current Number of Pitches Adult 11v11	Peak Time Adult 11v11 Spare/Overplayed /Balanced Capacity MES	Weekly Adult 11v11 Spare/Overplayed /Balanced Capacity - minus Demand MES	Current Number of Pitches Youth 11v 11	Peak Time Youth 11v11 Spare/Overplayed /Balanced Capacity MES	Weekly Youth 11v11 Spare/Overplayed /Balanced Capacity - minus Demand MES	Current Number of Pitches Junior 9 v 9
Good	1	0.5	1.5	0			0
Standard	1	1	1	2	2	2	1
Good	1	0	1	1	-2.5	-1	1
Good	1	0	2	0			0
None	0			1	1	2	0
None	0			0			0
	4	1.5	5.5	4	0.5	3	2
	1	1	1	2	2	2	1
	3	0.5	4.5	2	-1.5	1	1

Quality Ancillary Facilities - Good /Standard/ Poor	Current Number of Pitches Adult 11v11	Peak Time Adult 11v11 Spare/Overplayed /Balanced Capacity MES	Weekly Adult 11v11 Spare/Overplayed /Balanced Capacity - minus Demand MES	Current Number of Pitches Youth 11v 11	Peak Time Youth 11v11 Spare/Overplayed /Balanced Capacity MES	Weekly Youth 11v11 Spare/Overplayed /Balanced Capacity - minus Demand MES	Current Number of Pitches Junior 9 v 9
Poor	1	0.5	-0.5	0			0
Standard	1	1	2				
Standard	0			1	1	2	0

Appendix 1: Harrogate Stage C - Football Sub Areas

Peak Time Junior 9v9 Spare/Overplayed /Balanced Capacity MES	Weekly Junior 9v9 Spare/Overplayed /Balanced Capacity - minus Demand MES	Current Number of Pitches Mini Soccer 7v7	Peak Time Mini soccer 7v7 Spare/Overplayed /Balanced Capacity MES	Weekly Mini Soccer 7v7 Spare/Overplayed /Balanced Capacity - minus Demand MES	Current Number of Pitches Mini Soccer 5v5	Peak Time Mini Soccer 5v5 Spare/Overplayed /Balanced Capacity MES	Weekly Mini Soccer 5v5 Spare/Overplayed /Balanced Capacity - minus Demand MES
		0			0		
1	1	0			0		
-0.5	1	2	1.5	11	2	1.5	11.5
		0			0		
		0			0		
		1	1	2	0		
0.5	2	3	2.5	13	2	1.5	11.5
1	1	0	0	0	0	0	0
-0.5	1	3	2.5	13	2	1.5	11.5

Peak Time Junior 9v9 Spare/Overplayed /Balanced Capacity MES	Weekly Junior 9v9 Spare/Overplayed /Balanced Capacity - minus Demand MES	Current Number of Pitches Mini Soccer 7v7	Peak Time Mini soccer 7v7 Spare/Overplayed /Balanced Capacity MES	Weekly Mini Soccer 7v7 Spare/Overplayed /Balanced Capacity - minus Demand MES	Current Number of Pitches Mini Soccer 5v5	Peak Time Mini Soccer 5v5 Spare/Overplayed /Balanced Capacity MES	Weekly Mini Soccer 5v5 Spare/Overplayed /Balanced Capacity - minus Demand MES
		0			0		
		0			0		

Appendix 1: Harrogate Stage C - Football Sub Areas

Nidderdale High School	Unsecured	Poor
Feast Field - No adult play identified. Over marked 0.5 Youth 11v11 MES Sunday AM, 0.5 Junior 9v9 MES Sunday AM, 1 MES mini soccer 7v7 and 1 MES Mini Soccer 5v5	Secured	Poor
Max pullen Sports Ground	Secured	Standard
St Cuthberts Primary School	Unsecured	Poor
Total Actual Spare Capacity Peak Time after considering over play		
Unsecured Community Use MES - Peak time of Play		

Total Actual Spare Capacity Peak Time Use Excluding Unsecured Use		
--	--	--

North East Sub Area	Security of Site	Quality Pitches Good /Standard/ Poor
Boroughbridge Sports Association	Secured	Standard
Boroughbridge High School	Unsecured	Adult Standard, Poor 9v9
Boroughbridge Primary School - the youth 11v11 pitch is of the size that caters for 1 adult MES	Secured	Poor
Total Actual Spare Capacity Peak Time after considering over play		
Unsecured Community Use MES - Peak time of Play		

Total Actual Spare Capacity Peak Time Use Excluding Unsecured Use		
--	--	--

Appendix 1: Harrogate Stage C - Football Sub Areas

Standard	1	1	1	0			0
None	1	-1	-1	0			0
Standard	0			0			1
Poor	0			1	1	1	0
	4	1.5	1.5	2	1	2	1
	2	2	3	1	1	1	0
	2	-0.5	-1.5	1	0	1	1

Quality Ancillary Facilities - Good /Standard/ Poor	Current Number of Pitches Adult 11v11	Peak Time Adult 11v11 Spare/Overplayed /Balanced Capacity MES	Weekly Adult 11v11 Spare/Overplayed /Balanced Capacity - minus Demand MES	Current Number of Pitches Youth 11v 11	Peak Time Youth 11v11 Spare/Overplayed /Balanced Capacity MES	Weekly Youth 11v11 Spare/Overplayed /Balanced Capacity - minus Demand MES	Current Number of Pitches Junior 9 v 9
Good	1	0	0	0			0
Standard	2	2	4	0			1
None	0			1	0	0	0
	3	2	4	1	0	0	1
	2	2	4	0	0	0	1
	1	0	0	1	0	0	0

Appendix 1: Harrogate Stage C - Football Sub Areas

		0			0		
		0			0		
0.5	1.5	1	0	3	1	0	3
		0			0		
0.5	1.5	1	0	3	1	0	3
0	0	0	0	0	0	0	0

0.5	1.5	1	0	3	1	0	3
-----	-----	---	---	---	---	---	---

Peak Time Junior 9v9 Spare/Overplayed /Balanced Capacity MES	Weekly Junior 9v9 Spare/Overplayed /Balanced Capacity - minus Demand MES	Current Number of Pitches Mini Soccer 7v7	Peak Time Mini soccer 7v7 Spare/Overplayed /Balanced Capacity MES	Weekly Mini Soccer 7v7 Spare/Overplayed /Balanced Capacity - minus Demand MES	Current Number of Pitches Mini Soccer 5v5	Peak Time Mini Soccer 5v5 Spare/Overplayed /Balanced Capacity MES	Weekly Mini Soccer 5v5 Spare/Overplayed /Balanced Capacity - minus Demand MES
		0			0		
-1.5	-1.5	0			0		
		1	0	3	0		
-1.5	-1.5	1	0	3	0		
-1.5	-1.5	0	0	0	0	0	0

0	0	1	0	3	0	0	0
---	---	---	---	---	---	---	---

Appendix 1: Harrogate Stage C - Football Sub Areas

Ripon Sub Area	Security of Site	Quality Pitches Good /Standard/ Poor
Hellwath Community Park - 7V7 pitch overplayed by 1 mini soccer 5v5 MES	Secured	Standard
Malorie Park	Secured	Good
Outwood Academy	Unsecured	Standard
Camp Close Ripon L.C.	Secured	Poor
Total Actual Spare Capacity Peak Time after considering over play		
Unsecured Community Use MES - Peak time of Play		

Total Actual Spare Capacity Peak Time Use Excluding Unsecured Use		
--	--	--

South East Sub Area	Security of Site	Quality Pitches Good /Standard/ Poor
Green Hammerton Playing Fields -	Secured	Standard
Barr Field - Kirk Deighton Rangers	Secured	Good
Tockwith Sports Field	Secured	Standard
Total Actual Spare Capacity Peak Time after considering over play		
Unsecured Community Use MES - Peak time of Play		

Total Actual Spare Capacity Peak Time Use Excluding Unsecured Use		
--	--	--

Appendix 1: Harrogate Stage C - Football Sub Areas

Quality Ancillary Facilities - Good /Standard/ Poor	Current Number of Pitches Adult 11v11	Peak Time Adult 11v11 Spare/Overplayed /Balanced Capacity MES	Weekly Adult 11v11 Spare/Overplayed /Balanced Capacity - minus Demand MES	Current Number of Pitches Youth 11v 11	Peak Time Youth 11v11 Spare/Overplayed /Balanced Capacity MES	Weekly Youth 11v11 Spare/Overplayed /Balanced Capacity - minus Demand MES	Current Number of Pitches Junior 9 v 9
Good	0			2	-2	-0.5	2
Poor	1	-0.5	-2	0			0
Standard	1	1	1	0			0
Poor	1	1	1	0			0
	3	1.5	0	2	-2	-0.5	2
	1	1	1	0			0

	2	0.5	-1	2	-2	-0.5	2
--	---	-----	----	---	----	------	---

Quality Ancillary Facilities - Good /Standard/ Poor	Current Number of Pitches Adult 11v11	Peak Time Adult 11v11 Spare/Overplayed /Balanced Capacity MES	Weekly Adult 11v11 Spare/Overplayed /Balanced Capacity - minus Demand MES	Current Number of Pitches Youth 11v 11	Peak Time Youth 11v11 Spare/Overplayed /Balanced Capacity MES	Weekly Youth 11v11 Spare/Overplayed /Balanced Capacity - minus Demand MES	Current Number of Pitches Junior 9 v 9
Standard	1	0.5	1.5	1	0	1	0
Good	1	0	1	0			0
Standard	1	0	0	1	0	-0.5	0
	3	0.5	2.5	2	0	0.5	0
	0			0			0

	3	0.5	2.5	2	0	0.5	0
--	---	-----	-----	---	---	-----	---

Appendix 1: Harrogate Stage C - Football Sub Areas

Peak Time Junior 9v9 Spare/Overplayed /Balanced Capacity MES	Weekly Junior 9v9 Spare/Overplayed /Balanced Capacity - minus Demand MES	Current Number of Pitches Mini Soccer 7v7	Peak Time Mini soccer 7v7 Spare/Overplayed /Balanced Capacity MES	Weekly Mini Soccer 7v7 Spare/Overplayed /Balanced Capacity - minus Demand MES	Current Number of Pitches Mini Soccer 5v5	Peak Time Mini Soccer 5v5 Spare/Overplayed /Balanced Capacity MES	Weekly Mini Soccer 5v5 Spare/Overplayed /Balanced Capacity - minus Demand MES
0	1.5	2	0	5.5	0		
		0			0		
		0			0		
		0			0		
0	1.5	2	0	5.5	0	0	0
		0			0		

0	1.5	2	0	5.5	0	0	0
---	-----	---	---	-----	---	---	---

Peak Time Junior 9v9 Spare/Overplayed /Balanced Capacity MES	Weekly Junior 9v9 Spare/Overplayed /Balanced Capacity - minus Demand MES	Current Number of Pitches Mini Soccer 7v7	Peak Time Mini soccer 7v7 Spare/Overplayed /Balanced Capacity MES	Weekly Mini Soccer 7v7 Spare/Overplayed /Balanced Capacity - minus Demand MES	Current Number of Pitches Mini Soccer 5v5	Peak Time Mini Soccer 5v5 Spare/Overplayed /Balanced Capacity MES	Weekly Mini Soccer 5v5 Spare/Overplayed /Balanced Capacity - minus Demand MES
		0			0		
		0			0		
		0			0		
		0			0		
		0			0		

		0			0		
--	--	---	--	--	---	--	--

Appendix 1: Harrogate Stage C - Football Sub Areas

South Sub Area	Security of Site	Quality Pitches Good /Standard/ Poor
Beckwithshaw Playing fields	Secured	Poor
Total Actual Spare Capacity Peak Time after considering over play		
Unsecured Community Use MES - Peak time of Play		

Total Actual Spare Capacity Peak Time Use Excluding Unsecured Use		
---	--	--

North West sub Area	Security of Site	Quality Pitches Good /Standard/ Poor
Highside Playing field - Kirby Malezeard	Secured	Standard
Total Actual Spare Capacity Peak Time after considering over play		
Unsecured Community Use MES - Peak time of Play		

Total Actual Spare Capacity Peak Time Use Excluding Unsecured Use and Pitch Resting		
---	--	--

Appendix 1: Harrogate Stage C - Football Sub Areas

Quality Ancillary Facilities - Good /Standard/ Poor	Current Number of Pitches Adult 11v11	Peak Time Adult 11v11 Spare/Overplayed /Balanced Capacity MES	Weekly Adult 11v11 Spare/Overplayed /Balanced Capacity - minus Demand MES	Current Number of Pitches Youth 11v 11	Peak Time Youth 11v11 Spare/Overplayed /Balanced Capacity MES	Weekly Youth 11v11 Spare/Overplayed /Balanced Capacity - minus Demand MES	Current Number of Pitches Junior 9 v 9
Poor	1	0	-1	0			0
	1	0	-1	0			0
	0			0			0

	1	0	-1	0			0
--	---	---	----	---	--	--	---

0 0

Quality Ancillary Facilities - Good /Standard/ Poor	Current Number of Pitches Adult 11v11	Peak Time Adult 11v11 Spare/Overplayed /Balanced Capacity MES	Weekly Adult 11v11 Spare/Overplayed /Balanced Capacity - minus Demand MES	Current Number of Pitches Youth 11v 11	Peak Time Youth 11v11 Spare/Overplayed /Balanced Capacity MES	Weekly Youth 11v11 Spare/Overplayed /Balanced Capacity - minus Demand MES	Current Number of Pitches Junior 9 v 9
Good	1	1	2	0			0
	1	1	2	0			0
	0			0			0

	1	1	2	0			0
--	---	---	---	---	--	--	---

Appendix 1: Harrogate Stage C - Football Sub Areas

Peak Time Junior 9v9 Spare/Overplayed /Balanced Capacity MES	Weekly Junior 9v9 Spare/Overplayed /Balanced Capacity - minus Demand MES	Current Number of Pitches Mini Soccer 7v7	Peak Time Mini soccer 7v7 Spare/Overplayed /Balanced Capacity MES	Weekly Mini Soccer 7v7 Spare/Overplayed /Balanced Capacity - minus Demand MES	Current Number of Pitches Mini Soccer 5v5	Peak Time Mini Soccer 5v5 Spare/Overplayed /Balanced Capacity MES	Weekly Mini Soccer 5v5 Spare/Overplayed /Balanced Capacity - minus Demand MES
		0			0		
		0			0		
		0			0		
		0			0		
		0			0		

Peak Time Junior 9v9 Spare/Overplayed /Balanced Capacity MES	Weekly Junior 9v9 Spare/Overplayed /Balanced Capacity - minus Demand MES	Current Number of Pitches Mini Soccer 7v7	Peak Time Mini soccer 7v7 Spare/Overplayed /Balanced Capacity MES	Weekly Mini Soccer 7v7 Spare/Overplayed /Balanced Capacity - minus Demand MES	Current Number of Pitches Mini Soccer 5v5	Peak Time Mini Soccer 5v5 Spare/Overplayed /Balanced Capacity MES	Weekly Mini Soccer 5v5 Spare/Overplayed /Balanced Capacity - minus Demand MES
		0			0		
		0			0		
		0			0		
		0			0		
		0			0		

Appendix 1: Harrogate Playing Pitch Strategy - Football Weekly and Peak Time Supply and Demand Capacity Harrogate Sub Area

Harrogate Sub Area

Adult 11v11 Pitch Provision

Adult Pitch Provision – Site and Peak Period Sub Area Harrogate	Pitch Rating	Security of Community Use on Site	Number of Pitches	Pitch Capacity
Burley Banks (Army Foundation College)	Standard	Unsecured	2	4
Harlow Hill	Standard	Secured	1	2
Harrogate Grammar School	Poor	Unsecured	3	3
Harrogate Railway FC	1 Good 1 Standard	Secured	2	5
Oatlands Park	Poor	Secured	1	1
Harrogate High School	Poor	Unsecured	2	2
St Aiden's Church of England School	Poor	Secured Community Use Agreement	1	1
St John Fisher Catholic High School	Standard	Secured	1	2
Totals			13	20
Secured Community Use			6	11

Appendix 1: Harrogate Stage C - Football Sub Areas

Demand (Match Equivalent Sessions weekly)	Difference Between Capacity & Demand Match Equivalent Sessions Weekly	Demand Match Equivalent Sessions Peak Period	Match Equivalent Sessions Actual Spare Capacity in The Peak Period	Comment	Overmarked MES Peak Time of Play	Match Equivalent Sessions Actual Spare Capacity in The Peak Period including over play
2	2	1	1	Peak Time Play Adult Sunday AM (1 MES) and PM (1 MES). Youth 11v11 1 MES overmarked on pitch	1	0
0.5	1.5	0.5	0.5	Peak Time Play Saturday PM	0	0.5
0	3	0	3	No identified Play	0	3
1.5	3.5	1	1	Peak Time Play Saturday PM	0	1
1.5	-0.5	1	0	Balanced play at Peak time on a Saturday PM. Overplay weekly when the midweek MES is included	0	0
1.5	0.5	1	1	There are 2 pitches that meet adult and youth requirements on site. The pitches are played by adult 1 MES at peak time of play and Youth 11v 11 1 MES at peak time of play	1	0
0	1	0	1	No identified adult 11v11 play on grass pitches. Disability 5v5 is overplayed on the adult pitch 0.5 MES	0.5	0.5
0	2	0	1	No identified adult 11v11 play on grass pitches	0	1
7	13	4.5	8.5		2.5	6
3.5	7.5	2.5	3.5		0.5	3

Appendix 1: Harrogate Stage C - Football Sub Areas

Unsecured Community Use			7	9
--------------------------------	--	--	---	---

Youth 11v11 Pitch Provision

Youth 11v11 Pitch Provision – Site and Peak Period Sub Area Harrogate	Pitch Rating	Security of Community Use on Site	Number of Pitches	Pitch Capacity
Crimple Meadow	Poor	Secured	1	1
Killinghall Moor	Poor	Secured	2	2
Oatlands Park	Poor	Secured	1	1
Pannal Community Park	Good	Secured	2	6
Queen Ethelburga's Community Park	Poor	Secured	3	3
Rosett School Sports Field and Sports Centre	Standard	Secured	2	4
St Aiden's Church of England School	Poor	Secured	2	2
The Stray	Poor	Secured	5	5
Total			18	24

Junior 9v9

--	--	--	--	--

Appendix 1: Harrogate Stage C - Football Sub Areas

3.5	5.5	2	5	2	3
-----	-----	---	---	---	---

Demand (Match Equivalent Sessions weekly)	Difference Between Capacity & Demand Match Equivalent Sessions Weekly	Demand Match Equivalent Sessions Peak Period	Match Equivalent Sessions Actual Spare Capacity in The Peak Period	Comment	Overmarked MES Peak Time	Match Equivalent Sessions Actual Spare Capacity in The Peak Period including over play
1.5	-0.5	1.5	-0.5	Peak time of play is Sunday AM and PM. Staggered kick off times mean play also takes place throughout the day. The pitch is also over marked by 2 9v9 MES at peak time of play.	2	-2.5
2.5	-0.5	1.5	0.5	Peak time of play is Sunday AM	0	0.5
1.5	-0.5	1	0	Peak time of play youth 11v11 is Sunday AM. There is an overmarked 5v5 0.5 MES on a Saturday AM	0	0
1.5	4.5	1.5	0.5	Peak time of play is Sunday AM	0	0.5
2.5	0.5	2.5	0.5	Peak time of play is Sunday AM	0	0.5
3.5	0.5	2	0	Peak Time of Play is Sunday	0	0
0	2	0	2	No identified play	0	2
3.5	1.5	3.5	1.5	Peak time of play Sunday AM for Youth 11v11. The pitches are used for junior 9v9 0.5 MES on a Saturday and 1 MES at Peak time on a Sunday AM and 1 x 7v7 MES Sunday AM	2	-0.5
16.5	7.5	13.5	4.5		4	0.5

	Difference Between					
--	--------------------	--	--	--	--	--

Appendix 1: Harrogate Stage C - Football Sub Areas

Junior 9v9 Pitch Provision – Site and Peak Period Sub Area Harrogate	Pitch Rating	Security of Community Use on Site	Number of Pitches	Pitch Capacity
Almsford Playing Fields	Standard	Secured	2	4
Cats Field	Poor	Secured	1	1
Killinghall Moor	Poor	Secured	2	2
Pannal Community Park	Good	Secured	2	6
Rossett School Sports Field / Rossett Sports Centre.	Standard	Secured	1	2
Hydro Jenny Fields	Poor	Secured	2	2
Harrogate High School	Poor	Unsecured	4	4
Total			14	21
Total Secured Community Use			8	15
Total Unsecured Community Use			4	4

Mini Soccer 7v7

Mini Soccer 7v7 Pitch Provision – Site and Peak Period Sub Area Harrogate	Pitch Rating	Security of Community Use on Site	Number of Pitches	Pitch Capacity
Almsford Playing Fields	Standard	Secured	2	8
Harrogate High School	Poor	Unsecured	2	4

Appendix 1: Harrogate Stage C - Football Sub Areas

Demand (Match Equivalent Sessions weekly)	Between Capacity & Demand Match Equivalent Sessions Weekly	Demand Match Equivalent Sessions Peak Period	Match Equivalent Sessions Actual Spare Capacity in The Peak Period	Comments	Overmarked MES Peak Time	Match Equivalent Sessions Actual Spare Capacity in The Peak Period including over play
1.5	2.5	1	1	Peak Time of Play is Sunday	0	1
0	1	0	1	No identified 9v9 play	0	1
2	0	2	0	Peak time Sunday AM	0	0
2	4	2	0	Peak time of play Sunday AM. Balance play at peak time	0	0
2.5	-0.5	2.5	-1.5	Peak time of play is Sunday with staggered kick off times throughout the day. The pitch is overplayed	0	-1.5
0	2	0	2	Not currently used	0	2
2.5	1.5	2	2	Peak time of play is Sunday AM staggered kick off times allow for play Sunday PM.	0	2
10.5	10.5	9.5	4.5		0	4.5
8	7	7.5	0.5			
2.5	1.5	2	2			

Demand (Match Equivalent Sessions weekly)	Difference Between Capacity & Demand Match Equivalent Sessions Weekly	Demand Match Equivalent Sessions Peak Period	Match Equivalent Sessions Actual Spare Capacity in The Peak Period	Comments	Over Marked MES Peak Time	Match Equivalent Sessions Actual Spare Capacity in The Peak Period including over play
2	6	1.5	0.5	Peak time of play is Sunday AM	0	0.5
0	4	0	2	No current identified play	0	2

Appendix 1: Harrogate Stage C - Football Sub Areas

Killinghall Moor	Poor	Secured	2	4
Pannal Community Park	Good	Secured	2	12
Rosset School Sports Fields and Rossett Sports Centre	Standard	Secured	2	8
Totals			10	36
Secured Community Use			8	32
Unsecured Community Use			2	4

Mini Soccer 5v5

Mini Soccer 5v5 Pitch Provision – Site and Peak Period Sub Area Harrogate	Pitch Rating	Security of Community Use on Site	Number of Pitches	Pitch Capacity
Almsford Playing Fields	Standard	Secured	3	12
Killinghall Moor	Poor	Secured	2	4
Pannal Community Park	Good	Secured	4	24
Totals			9	40
Total Secured Community Use			9	40

Appendix 1: Harrogate Stage C - Football Sub Areas

2.5	1.5	1.5	0.5	Peak time of play is Saturday AM.	0	0.5
2.5	9.5	2	0	Peak time of play is Sunday AM	0	0
1	7	1	1	Peak time of play is Sunday AM. Mini soccer 5v5 0.5 MES is played over these pitches Saturday and Sunday AM	0.5	0.5
8	28	6	4		0.5	3.5
8	24	6	2		0.5	1.5
0	4	0	2		0	2

Demand (Match Equivalent Sessions weekly)	Difference Between Capacity & Demand Match Equivalent Sessions Weekly	Demand Match Equivalent Sessions Peak Period	Match Equivalent Sessions Actual Spare Capacity in The Peak Period	Comments
0.5	11.5	0.5	2.5	Peak time of play is Saturday AM
2	2	1.5	0.5	Peak time of play is Sunday AM. There is sufficient weekly capacity for 2 MES weekly.
2	22	2	2	Peak time of play is Sunday AM with balanced play
4.5	35.5	4	5	
4.5	35.5	4	5	

Appendix 1: Harrogate Stage C - Football Sub Areas

Peak time of
play Saturday
PM 1 MES.
Veterans Sun
PM 0.5 MES
and Harrogate
Girls U16
Saturday PM
0.5MES. U16
over play adult
pitch

Peak time of
play Saturday
PM 1 MES .
U17's play
Sunday AM 0.5
MES. Over
marked/play 1
MES 9v9 Sat
AM

Appendix 1: Harrogate Stage C - Football Sub Areas

Central Harrogate Sub Area

Harrogate Sub Area

Adult 11v11 Pitch Provision

Adult Pitch Provision – Site and Peak Period Sub Area Central Harrogate	Pitch Rating	Security of Community Use on Site	Number of Pitches	Pitch Capacity	Demand (Match Equivalent Sessions weekly)	Difference Between Capacity & Demand Match Equivalent Sessions Weekly	Demand Match Equivalent Sessions Peak Period
Bishop Monkton Playing Fields	Good	Secured	1	3	1	2	1
Burton Leanard Sports Ground	Standard	Secured	1	2	1.5	0.5	0.5
Markington Football Pitch	Standard	Secured	1	2	0	2	0
Totals			3	7	2.5	4.5	1.5
Secured Community Use			3	7	2.5	4.5	1.5

Youth 11v11 Pitch Provision

Youth 11v11 Pitch Provision – Site and Peak Period Sub Area Central Harrogate	Pitch Rating	Security of Community Use on Site	Number of Pitches	Pitch Capacity	Demand (Match Equivalent Sessions weekly)	Difference Between Capacity & Demand Match Equivalent Sessions Weekly	Demand Match Equivalent Sessions Peak Period
--	--------------	---	----------------------	-------------------	---	--	---

Appendix 1: Harrogate Stage C - Football Sub Areas

Match Equivalent Sessions Actual Spare Capacity in The Peak Period	Comment	Overmarked MES Peak Time of Play	Match Equivalent Sessions Actual Spare Capacity in The Peak Period including over play
0	Peak Time Play Sunday AM	0	0
0.5	Peak Time Adult Play 0.5 Sunday AM Over played by 0.5 youth 11v11 Sunday AM and Junior 9v9 Saturday AM	0.5	0
1	No identified Play	0	1
1.5		0.5	1
1.5			

Match Equivalent Sessions Actual Spare Capacity in The Peak Period	Comment	Overmarked MES Peak Time	Match Equivalent Sessions Actual Spare Capacity in The Peak Period including over play
--	---------	--------------------------	--

Appendix 1: Harrogate Stage C - Football Sub Areas

Percy Fields	Standard	Secured	2	4	5	-1	2
Total			2	4	5	-1	2
Total Secured Community Use			2	4	5	-1	2

Junior 9v9

Junior 9v9 Pitch Provision – Site and Peak Period Sub Area Central Harrogate	Pitch Rating	Security of Community Use on Site	Number of Pitches	Pitch Capacity	Demand (Match Equivalent Sessions weekly)	Difference Between Capacity & Demand Match Equivalent Sessions Weekly	Demand Match Equivalent Sessions Peak Period
Ripley Cricket Club	Standard	Secured	1	2	0.5	1.5	0.5
Scotton Cricket Club	Standard	Secured	1	2	0	2	0
Total			2	4	0.5	3.5	0.5
Total Secured Community Use			2	4	0.5	3.5	0.5

Mini Soccer 7v7

Mini Soccer 7v7 Pitch Provision – Site and Peak Period Sub Area Central Harrogate	Pitch Rating	Security of Community Use on Site	Number of Pitches	Pitch Capacity	Demand (Match Equivalent Sessions weekly)	Difference Between Capacity & Demand Match Equivalent Sessions Weekly	Demand Match Equivalent Sessions Peak Period
Burton Leanard Sports Ground	Standard	Secured	1	4	1	3	1

Appendix 1: Harrogate Stage C - Football Sub Areas

0	Youth 11v 11 Sunday AM 1.5 MES Peak time (2.5 Weekly). Overplayed by 2.5 junior 9v9 Weekly. 9v9 peak time play 2 MES Saturday AM,	0	0
0		0	0
0		0	0

Match Equivalent Sessions Actual Spare Capacity in The Peak Period	Comments	Overmarked MES Peak Time	Match Equivalent Sessions Actual Spare Capacity in The Peak Period including
0.5	Peak time Play Saturday AM	0	0
1	No identified play	0	0
1.5		0	0
1.5			

Match Equivalent Sessions Actual Spare Capacity in The Peak Period	Comments	Over Marked MES Peak Time	Match Equivalent Sessions Actual Spare Capacity in The Peak Period including over play
0	Peak time of Play Saturday AM	0	0

Appendix 1: Harrogate Stage C - Football Sub Areas

Percy Fields	Standard	Secured	1	4	3	1	1.5
Ripley Cricket Club	Standard	Secured	1	4	1	3	1
Totals			3	12	5	7	3.5
Secured Community Use			3	12	5	7	3.5

Mini Soccer 5v5

Mini Soccer 5v5 Pitch Provision – Site and Peak Period Sub Area Central Harrogate	Pitch Rating	Security of Community Use on Site	Number of Pitches	Pitch Capacity	Demand (Match Equivalent Sessions weekly)	Difference Between Capacity & Demand Match Equivalent Sessions Weekly	Demand Match Equivalent Sessions Peak Period
Burton Leonard Sports Field	Standard	Secured	2	8	1	7	1
Ripley Cricket Club	Standard	Secured	1	4	1	3	1
Totals			3	12	2	10	2
Total Secured Community Use			3	12	2	10	2

Appendix 1: Harrogate Stage C - Football Sub Areas

-0.5	1.5 peak time play 5v5 Saturday and 1 7v7 peak time of play Saturday 3 weekly MES	1.5	-2
0	Peak time of Play Saturday AM	0	0
-0.5			
-0.5			

Match Equivalent Sessions Actual Spare Capacity in The Peak Period	Comments	Over Marked MES Peak Time	Match Equivalent Sessions Actual Spare Capacity in The Peak Period including over play
1		0	0
0		0	0
1		0	0
1			

Appendix 1: Harrogate Stage C - Football Sub Areas

Harrogate Sub Area

Knaresborough Sub Area

Adult 11v11 Pitch Provision

Adult Pitch Provision – Site and Peak Period Sub Area Knaresborough Harrogate	Pitch Rating	Security of Community Use on Site	Number of Pitches	Pitch Capacity	Demand (Match Equivalent Sessions weekly)	Difference Between Capacity & Demand Match Equivalent Sessions Weekly	Demand Match Equivalen t Sessions Peak Period	Match Equivalent Sessions Actual Spare Capacity in The Peak Period
King George V Playing Fields	Standard	Secured	1	2	0.5	1.5	0.5	0.5
King James School	Poor	Unsecured	1	1	0	1	0	1
Knaresborough Celtic - Thistle Hill	Good	Secured	1	3	2	1	1	0
Knaresborough Town FC - Manse Lane	Good	Secured	1	3	1	2	1	0
Totals			4	9	3.5	5.5	2.5	1.5
Secured Community Use			3	8	3.5	4.5	2.5	0.5
Unsecured Community Use			1	1	0	1	0	1

Youth 11v11 Pitch Provision

Appendix 1: Harrogate Stage C - Football Sub Areas

Comment	Overmarked MES Peak Time of Play	Match Equivalent Sessions Actual Spare Capacity in The Peak Period including over play
Peak Time Play Sunday AM	0	0.5
Currently unused	0	1
Peak Time Adult Play Sunday AM.	0	0
Peak time play Saturday AM	0	0
	0	1.5
	0	0.5
	0	1

King James	Poor	Unsecured	3	3	0	3	0	3

Appendix 1: Harrogate Stage C - Football Sub Areas

Currently unused	0	3

Appendix 1: Harrogate Stage C - Football Sub Areas

Youth 11v11 Pitch Provision – Site and Peak Period Sub Area Knaresborough Harrogate	Pitch Rating	Security of Community Use on Site	Number of Pitches	Pitch Capacity	Demand (Match Equivalent Sessions weekly)	Difference Between Capacity & Demand Match Equivalent Sessions Weekly	Demand Match Equivalent Sessions Peak Period	Match Equivalent Sessions Actual Spare Capacity in The Peak Period
King James School	Poor	Unsecured	2	2	0	2	0	2
Knaresborough Celtic -Thistle Hill	Good	Secured	1	3	4	-1	3.5	-2.5
The Spinney	Standard	Secured	1	2	0	2	0	1
Total			4	7	4	3	3.5	0.5
Total Secured Community Use			2	5	4	1	3.5	-1.5
Total Unsecured Community Use			2	2	0	2	0	2

Junior 9v9

Junior 9v9 Pitch Provision – Site and Peak Period Sub Area Knaresborough Harrogate	Pitch Rating	Security of Community Use on Site	Number of Pitches	Pitch Capacity	Demand (Match Equivalent Sessions weekly)	Difference Between Capacity & Demand Match Equivalent Sessions Weekly	Demand Match Equivalent Sessions Peak Period	Match Equivalent Sessions Actual Spare Capacity in The Peak Period
King James School	Poor	Unsecured	1	1	0	1	0	1
Knaresborough Celtic - Thistle hill	Good	Secured	1	3	2	1	1.5	-0.5
Total			2	4	2	2	1.5	0.5
Total Secured Community Use			1	3	2	1	1.5	-0.5
Total Unsecured Community Use			1	1	0	1	0	1

Mini Soccer 7v7

Appendix 1: Harrogate Stage C - Football Sub Areas

Comment	Overmarked MES Peak Time
No Identified play	
3.5 MES peak time Sunday staggered KO times.	
No identified play	
0	0
	0
	0

Comments	Overmarked MES Peak Time
No identified Play	
Peak time Play Sunday staggered K.O. times	0
0	0

Appendix 1: Harrogate Stage C - Football Sub Areas

Mini Soccer 7v7 Pitch Provision – Site and Peak Period Sub Area Knaresborough Harrogate	Pitch Rating	Security of Community Use on Site	Number of Pitches	Pitch Capacity	Demand (Match Equivalent Sessions weekly)	Difference Between Capacity & Demand Match Equivalent Sessions Weekly	Demand Match Equivalent Sessions Peak Period	Match Equivalent Sessions Actual Spare Capacity in The Peak Period
Fysche Field	Poor	Secured	1	2	0	2	0	1
Knaresborough Celtic - Thistel Hill	Good	Secured	2	12	1	11	0.5	1.5
Totals			3	14	1	13	0.5	2.5
Secured Community Use			3	14	1	13	0.5	2.5

Mini Soccer 5v5

Mini Soccer 5v5 Pitch Provision – Site and Peak Period Sub Area Knaresborough Harrogate	Pitch Rating	Security of Community Use on Site	Number of Pitches	Pitch Capacity	Demand (Match Equivalent Sessions weekly)	Difference Between Capacity & Demand Match Equivalent Sessions Weekly	Demand Match Equivalent Sessions Peak Period	Match Equivalent Sessions Actual Spare Capacity in The Peak Period
Knaresborough Celtic - Thistel Hill	Good	Secured	2	12	0.5	11.5	0.5	1.5
Totals			2	12	0.5	11.5	0.5	1.5
Total Secured Community Use			2	12	0.5	11.5	0.5	1.5

Appendix 1: Harrogate Stage C - Football Sub Areas

Comments	Over Marked MES Peak Time
No identified play	
Peak time of Play Saturday AM and Sunday AM	
0	0

Comments
Peak time of play is Sunday AM

Appendix 1: Harrogate Stage C - Football Sub Areas

Nidderdale Sub Area

Harrogate Sub Area

Adult 11v11 Pitch Provision

Adult Pitch Provision – Site and Peak Period Sub Area Nidderdale Harrogate	Pitch Rating	Security of Community Use on Site	Number of Pitches	Pitch Capacity	Demand (Match Equivalent Sessions weekly)	Difference Between Capacity & Demand Match Equivalent Sessions Weekly	Demand Match Equivalent Sessions Peak Period
Darley Playing Fields	Poor	Secured	1	1	1.5	-0.5	0.5
Belmont Grosvenor School Birstwith	Standard	Unsecured	1	2	0	2	0
Nidderdale High School	Poor	Unsecured	1	1	0	1	0
Feast field	Poor	Secured	1	1	2	-1	0
Totals			4	5	3.5	1.5	0.5
Secured Community Use			4	5	3.5	1.5	0.5
Unsecured community Use			1	1	0	1	0

Youth 11v11 Pitch Provision

Appendix 1: Harrogate Stage C - Football Sub Areas

Match Equivalent Sessions Actual Spare Capacity in The Peak Period	Comment	Overmarked MES Peak Time of Play	Match Equivalent Sessions Actual Spare Capacity in The Peak Period including over play
0.5	Peak Time Play Saturday PM and Sunday PM. Youth 11v11 overmarked 0.5 MES Sunday AM	0.5	0.5
1	No identified play	0	1
1	Not currently used	0	1
1	No adult play play identified. Over marked 0.5 Youth 11v11 MES Sunday AM, 0.5 Junior 9v9 MES Sunday AM, 1 MES mini soccer 7v7 and 1 MES Mini Soccer 5v5	2	-1
3.5		2.5	1.5
3.5			
1		0	1

Appendix 1: Harrogate Stage C - Football Sub Areas

Youth 11v11 Pitch Provision – Site and Peak Period Sub Area Nidderdale Harrogate	Pitch Rating	Security of Community Use on Site	Number of Pitches	Pitch Capacity	Demand (Match Equivalent Sessions weekly)	Difference Between Capacity & Demand Match Equivalent Sessions Weekly	Demand Match Equivalent Sessions Peak Period
St Cuthberts Primary School	Poor	Unsecured	1	1	0	1	0
Nidderdale Show Ground - Bewerley Park	Standard	Secured	1	2	0	2	0
Total			1	2	0	2	0
Total Secured Community Use			1	2	0	2	0

Junior 9v9

Junior 9v9 Pitch Provision – Site and Peak Period Sub Area Nidderdale Harrogate	Pitch Rating	Security of Community Use on Site	Number of Pitches	Pitch Capacity	Demand (Match Equivalent Sessions weekly)	Difference Between Capacity & Demand Match Equivalent Sessions Weekly	Demand Match Equivalent Sessions Peak Period
Max Pullen Sports Ground - Dacre Banks	Standard	Secured	1	2	0.5	1.5	0.5
Total			1	2	0.5	1.5	0.5
Total Secured Community Use			1	10	5.5	4.5	5.5

Mini Soccer 7v7

Mini Soccer 7v7 Pitch Provision – Site and Peak Period Sub Area Nidderdale Harrogate	Pitch Rating	Security of Community Use on Site	Number of Pitches	Pitch Capacity	Demand (Match Equivalent Sessions weekly)	Difference Between Capacity & Demand Match Equivalent Sessions Weekly	Demand Match Equivalent Sessions Peak Period
--	--------------	-----------------------------------	-------------------	----------------	---	---	--

Appendix 1: Harrogate Stage C - Football Sub Areas

Match Equivalent Sessions Actual Spare Capacity in The Peak Period	Comment	Overmarked MES Peak Time
1	Not currently used	0
1	No identified play	
1		0
1		

Match Equivalent Sessions Actual Spare Capacity in The Peak Period	Comments	Overmarked MES Peak Time
0.5	Peak time Play Saturday AM	0
0.5		0
-0.5		

Match Equivalent Sessions Actual Spare Capacity in The Peak Period	Comments	Over Marked MES Peak Time
--	----------	---------------------------

Appendix 1: Harrogate Stage C - Football Sub Areas

Max Pullen Sports Ground - Dacre Banks	Standard	Secured	1	4	1	3	1
Totals			1	4	1	3	1
Secured Community Use			1	4	1	3	1

Mini Soccer 5v5

Mini Soccer 5v5 Pitch Provision – Site and Peak Period Sub Area Nidderdale Harrogate	Pitch Rating	Security of Community Use on Site	Number of Pitches	Pitch Capacity	Demand (Match Equivalent Sessions weekly)	Difference Between Capacity & Demand Match Equivalent Sessions Weekly	Demand Match Equivalent Sessions Peak Period
Max Pullen Sports Ground - Dacre Banks	Standard	Secured	1	4	1	3	1
Totals			1	4	1	3	1
Total Secured Community Use			1	4	1	3	1

Appendix 1: Harrogate Stage C - Football Sub Areas

0	Peak time of Play Saturday AM	
0		0
0		

Match Equivalent Sessions Actual Spare Capacity in The Peak Period	Comments
0	Peak time of Play Saturday AM
0	
0	

Appendix 1: Harrogate Stage C - Football Sub Areas

Harrogate Sub Area

North East

Adult 11v11 Pitch Provision

Adult Pitch Provision – Site and Peak Period Sub Area North East Harrogate	Pitch Rating	Security of Community Use on Site	Number of Pitches	Pitch Capacity	Demand (Match Equivalent Sessions weekly)	Difference Between Capacity & Demand Match Equivalent Sessions Weekly	Demand Match Equivalent Sessions Peak Period	Match Equivalent Sessions Actual Spare Capacity in The Peak Period	Comment	Overmarked MES Peak Time of Play
Boroughbridge Sports Association overplay 1 MES 5v5 Ability For All sun Am	Standard	Secured	1	2	2	0	1	0		0.5
Boroughbridge High School	Standard	Secured	2	4	0	4	0	2		0
Totals			3	6	2	4	1	2		0.5
Secured Community Use			3	6	2	4	1	2		

Youth 11v11 Pitch Provision

Appendix 1: Harrogate Stage C - Football Sub Areas

Youth 11v11 Pitch Provision – Site	Pitch Rating	Security of Community Use on Site	Number of Pitches	Pitch Capacity	Demand (Match Equivalent Sessions weekly)	Difference Between Capacity & Demand Match Equivalent Sessions Weekly	Demand Match Equivalent Sessions Peak Period	Match Equivalent Sessions Actual Spare Capacity in The Peak Period	Comment	Overmarked MES Peak Time
Borough Bridge Primary School	Poor	Secured	1	1	1	0	1	0	Peak time play Sunday AM	
Total			1	1	1	0	1	0		0
Total Secured Community Use			1	1	1	0	1	0		

Junior 9v9

Junior 9v9 Pitch Provision – Site and Peak Period Sub Area North East Harrogate	Pitch Rating	Security of Community Use on Site	Number of Pitches	Pitch Capacity	Demand (Match Equivalent Sessions weekly)	Difference Between Capacity & Demand Match Equivalent	Demand Match Equivalent Sessions Peak Period	Match Equivalent Sessions Actual Spare Capacity in The Peak	Comments	Overmarked MES Peak Time
Borough Bridge High School	Poor	Secured	1	1	2.5	-1.5	2.5	-1.5	Peak time Play Saturday AM	0
Total			1	1	2.5	-1.5	2.5	-1.5		0
Total Secured Community Use			#REF!	10	5.5	4.5	5.5	-0.5		

Appendix 1: Harrogate Stage C - Football Sub Areas

Mini Soccer 7v7

Mini Soccer 7v7 Pitch Provision – Site and Peak Period Sub Area North East Harrogate	Pitch Rating	Security of Community Use on Site	Number of Pitches	Pitch Capacity	Demand (Match Equivalent Sessions weekly)	Difference Between Capacity & Demand Match Equivalent Sessions Weekly	Demand Match Equivalent Sessions Peak Period	Match Equivalent Sessions Actual Spare Capacity in The Peak Period	Comments	Over Marked MES Peak Time
Boroughbridge Primary School	Standard	Secured	1	4	1	3	1	0	Peak time of Play Saturday AM	
Totals			1	4	1	3	1	0		0
Secured Community Use			1	4	1	3	1	0		

Mini Soccer 5v5

Mini Soccer 5v5 Pitch Provision – Site and Peak Period Sub Area North East Harrogate	Pitch Rating	Security of Community Use on Site	Number of Pitches	Pitch Capacity	Demand (Match Equivalent Sessions weekly)	Difference Between Capacity & Demand Match Equivalent Sessions Weekly	Demand Match Equivalent Sessions Peak Period	Match Equivalent Sessions Actual Spare Capacity in The Peak Period	Comments
						0	0	0	
Totals			0	0	0	0	0	0	

Appendix 1: Harrogate Stage C - Football Sub Areas

Total Secured Community Use			0	0	0	0	0	0	
-----------------------------	--	--	---	---	---	---	---	---	--

Appendix 1: Harrogate Stage C - Football Sub Areas

Harrogate Sub Area

Ripon

Adult 11v11 Pitch Provision

Adult Pitch Provision – Site and Peak Period Sub Area Ripon Harrogate	Pitch Rating	Security of Community Use on Site	Number of Pitches	Pitch Capacity	Demand (Match Equivalent Sessions weekly)
Malorie Park	Good	Secured	1	3	5
Camp Close - Ripon L.C.	KO times.	Secured	1	1	0
Outwood Academy	Standard	Unsecured	1	1	0
Totals			3	5	5
Secured Community Use			3	5	5

Youth 11v11 Pitch Provision

Appendix 1: Harrogate Stage C - Football Sub Areas

Difference Between Capacity & Demand Match Equivalent Sessions Weekly	Demand Match Equivalent Sessions Peak Period	Match Equivalent Sessions Actual Spare Capacity in The Peak Period	Comment	Overmarked MES Peak Time of Play
-2	1.5	-0.5	Peak Time Play Saturday PM Harrogate Town are using the pitch midweek 1.5 MES	
1	0	1	Not currently used.	
1	0	1	Not currently used. Mainly used for Rugby	
0	1.5	1.5		0
0	1.5	1.5		

Appendix 1: Harrogate Stage C - Football Sub Areas

Youth 11v11 Pitch Provision – Site	Pitch Rating	Security of Community Use on Site	Number of Pitches	Pitch Capacity	Demand (Match Equivalent Sessions weekly)
Hell Wath Community Park	Standard	Secured	2	4	4.5
Total			2	4	4.5
Total Secured Community Use			2	4	4.5

Junior 9v9

Junior 9v9 Pitch Provision – Site and Peak Period Sub Area Ripon Harrogate	Pitch Rating	Security of Community Use on Site	Number of Pitches	Pitch Capacity	Demand (Match Equivalent Sessions weekly)
Hell Wath Community Park	Standard	Secured	2	4	2.5
Total			2	4	2.5
Total Secured Community Use			2	10	5.5

Mini Soccer 7v7

Appendix 1: Harrogate Stage C - Football Sub Areas

Difference Between Capacity & Demand Match Equivalent Sessions Weekly	Demand Match Equivalent Sessions Peak Period	Match Equivalent Sessions Actual Spare Capacity in The Peak Period	Comment	Overmarked MES Peak Time
-0.5	4	-2	Peak time of play Sunday AM and PM staggered	
-0.5	4	-2		0
-0.5	4	-2		

Difference Between Capacity & Demand Match Equivalent Sessions Weekly	Demand Match Equivalent Sessions Peak Period	Match Equivalent Sessions Actual Spare Capacity in The Peak Period	Comments	Overmarked MES Peak Time
1.5	2	0	Peak time of play Sunday AM	0
1.5	2	0		0
4.5	5.5	-0.5		

Appendix 1: Harrogate Stage C - Football Sub Areas

Mini Soccer 7v7 Pitch Provision – Site and Peak Period Sub Area Ripon Harrogate	Pitch Rating	Security of Community Use on Site	Number of Pitches	Pitch Capacity	Demand (Match Equivalent Sessions weekly)
Hell Wath Community Park	Standard	Secured	2	8	2.5
Totals			2	8	2.5
Secured Community Use			2	8	2.5

Mini Soccer 5v5

Mini Soccer 5v5 Pitch Provision – Site and Peak Period Sub Area Ripon Harrogate	Pitch Rating	Security of Community Use on Site	Number of Pitches	Pitch Capacity	Demand (Match Equivalent Sessions weekly)
Max Pullen Sports Ground - Dacr	Standard	Secured	1	4	1
Totals			1	4	1
Total Secured Community Use			1	4	1

Appendix 1: Harrogate Stage C - Football Sub Areas

Difference Between Capacity & Demand Match Equivalent Sessions Weekly	Demand Match Equivalent Sessions Peak Period	Match Equivalent Sessions Actual Spare Capacity in The Peak Period	Comments	Over Marked MES Peak Time
5.5	2	0	Peak time of Play Sunday AM - overplay 1 MES 5v5 mini soccer	
5.5	2	0		0
5.5	2	0		

Difference Between Capacity & Demand Match Equivalent Sessions Weekly	Demand Match Equivalent Sessions Peak Period	Match Equivalent Sessions Actual Spare Capacity in The Peak Period	Comments
3	1	0	Peak time of Play Saturday AM
3	1	0	
3	1	0	

Appendix 1: Harrogate Stage C - Football Sub Areas

Harrogate Sub Area

South East Sub Area

Adult Pitch Provision – Site and Peak Period Sub Area - South East	Pitch Rating	Security of Community Use on Site	Number of Pitches	Pitch Capacity	Demand (Match Equivalent Sessions weekly)
Green Hammerton Playing Fields	Standard	Secured	1	2	0.5
Barr Field - Kirk Deighton Rangers	Good	Secured	1	3	2
Tockwith Sports Field	Standard	Secured	1	2	2
Totals			3	7	4.5
Secured Community Use			3	7	4.5

Youth 11v11 Pitch Provision

Youth 11v11 Pitch Provision – Site and Peak Period S	Pitch Rating	Security of Community Use on Site	Number of Pitches	Pitch Capacity	Demand (Match Equivalent Sessions weekly)
Green Hammerton Playing Fields	Standard	Secured	1	2	1

Appendix 1: Harrogate Stage C - Football Sub Areas

Difference Between Capacity & Demand Match Equivalent Sessions Weekly	Demand Match Equivalent Sessions Peak Period	Match Equivalent Sessions Actual Spare Capacity in The Peak Period	Comment	Overmarked MES Peak Time of Play
1.5	0.5	0.5	No adult play. Peak time of play Saturday AM Over marked 0.5 Junior 9v9,	0.5
1	1	0	Peak time of play Saturday PM 1 MES. Veterans Sun PM 0.5 MES and Harrogate Girls U16 Saturday PM 0.5MES. U16 over play adult pitch	0.5
0	1	0	Peak time of play Saturday PM 1 MES . U17's play Sunday AM 0.5 MES. Over marked/play 1 MES 9v9 Sat AM	0.5
2.5	2.5	0.5		1.5
2.5	2.5	0.5		

Difference Between Capacity & Demand Match Equivalent Sessions Weekly	Demand Match Equivalent Sessions Peak Period	Match Equivalent Sessions Actual Spare Capacity in The Peak Period	Comment	Overmarked MES Peak Time
1	1	0	Over marked peak time of play 1 mini 7v7 MES and 1 mini 5v5 MES	1

Appendix 1: Harrogate Stage C - Football Sub Areas

Tockwith Sports Ground	Standard	Secured	1	2	2.5
Total			1	2	2.5
Total Secured Community Use			1	2	2.5

Appendix 1: Harrogate Stage C - Football Sub Areas

-0.5	1	0	Peak time of play Sunday PM 1 MEs and 0.5 MES Sunday AM. Saturday AM provides overplay of Mini soccer 1 MES 7v7 and 1 MES 5v5 allocated 0.5 MES	1
-0.5	1	0		2
-0.5	1	0		

Appendix 1: Harrogate Stage C - Football Sub Areas

Harrogate Sub Area

South Harrogate Sub Area

Adult Pitch Provision – Site and Peak Period Sub Area - South	Pitch Rating	Security of Community Use on Site	Number of Pitches	Pitch Capacity	Demand (Match Equivalent Sessions weekly)
Beckwithshaw Playing fields	Poor	Secured	1	1	2
Totals			1	1	2
Secured Community Use			1	1	2

Appendix 1: Harrogate Stage C - Football Sub Areas

Difference Between Capacity & Demand Match Equivalent Sessions Weekly	Demand Match Equivalent Sessions Peak Period	Match Equivalent Sessions Actual Spare Capacity in The Peak Period	Comment	Overmarked MES Peak Time of Play
-1	1	0	Peak time of play is Saturday PM and Sunday AM	0
-1	1	0		0
-1	1	0		

Appendix 1: Harrogate Stage C - Football Sub Areas

Harrogate Sub Area

North West - Sub Area

Adult Pitch Provision – Site and Peak Period Sub Area - South	Pitch Rating	Security of Community Use on Site	Number of Pitches	Pitch Capacity	Demand (Match Equivalent Sessions weekly)	Difference Between Capacity & Demand Match Equivalent Sessions Weekly	Demand Match Equivalent Sessions Peak Period	Match Equivalent Sessions Actual Spare Capacity in The Peak Period	Comment
Highside Playing field - Kirby Male	Standard	Secured	1	2	0	2	0	1	No current play
Totals			1	2	0	2	0	1	
Secured Community Use			1	2	0	2	0	1	

Appendix 1: Harrogate Stage C - Football Sub Areas

Overmarked MES Peak Time of Play
0
0

Appendix 1: Harrogate Stage C - Football Sub Areas

Harrogate

Sport age groups	Percentage of the total population in the area	A1. Number of people in each sport age group	Team generation rate	Number of teams generated by the new population	A2. Number of teams generated by the new population (with any selected % adjustment in demand applied)	Number of home matches per team per week (per year for Cricket)
Football						
Men 11v11 (16-45yrs)	14.97%	4606.32	401	11.49	11.49	0.50
Women 11v11 (16-45yrs)	14.68%	4516.11	3369	1.34	1.34	0.50
Boys 11v11 (12-15yrs)	2.54%	780.65	67	11.68	11.68	0.50
Girls 11v11 (12-15yrs)	2.49%	765.33	307	2.49	2.49	0.50
Boys 9v9 (10-11yrs)	1.25%	385.34	43	9.00	9.00	0.50
Girls 9v9 (10-11yrs)	1.22%	375.00	326	1.15	1.15	0.50
Mixed 7v7 (8-9yrs)	2.39%	734.30	89	8.24	8.24	0.50
Mixed 5v5 (6-7yrs)	2.19%	674.93	101	6.70	6.70	0.50

Number of home matches per week (per year for cricket) required from the number of teams generated by the new population	
	5.75
	0.67
	5.84
	1.24
	4.50
	0.57
	4.12
	3.35

6.42

7.09

5.08

Playing Pitch Calculator

Core Criteria

Area of interest	Harrogate
Population Data Source	ONS Data Default
Total population of the	160,644

New population to estimate	30,767
----------------------------	--------

Football Teams	Teams
Men 11v11 (16-45yrs)	60
Women 11v11 (16-45yrs)	7
Boys 11v11 (12-15yrs)	61
Girls 11v11 (12-15yrs)	13
Boys 9v9 (10-11yrs)	47
Girls 9v9 (10-11yrs)	6
Mixed 7v7 (8-9yrs)	43
Mixed 5v5 (6-7yrs)	35



Harrogate Borough Council

Playing Pitch Strategy

Appendix C – Individual Site Action Plans



Harrogate Borough Council

Playing Pitch Strategy – Appendix C – Individual Site Action Plans

Site Name/ Ownership/Description	Objective	Action	Timescale	Partners	Cost	Date Reviewed
All Sites Below Across All Geographic Sub Areas	Protect	All football, 3G football turf pitches rugby union, hockey AGPs and cricket sites below regardless of Geographic Sub Area need to be protected as a playing field site in the Local Plan.	Short	Harrogate Borough Council	Low	
Harrogate Sub Area						
Almsford Playing Fields: Football: 2 junior 9v9, 2 mini soccer 7v7 and 3 mini soccer 5v5. Secured community use. 'Standard' quality pitches and good quality ancillary facilities. Cricket: 1 square 6 pitches, Secured community use. 'Standard' quality pitches and 'good' quality ancillary facilities.	Enhance	Need to ensure pitch drainage works have been carried out. Consider accommodating transfer of match play from The Stray. Junior 9v9 has spare capacity at peak time of play 1 MES	Short	Pannal Ash FC	Medium	
Burley Banks (Army Foundation College) Football: 2 adult 11v11, unsecured community use, 'Standard' quality pitches and ancillary facilities. Rugby: 2 adult rugby pitches overall capacity 3 MES.	Protect	This site requires a formal community use agreement to be in place to safeguard community use	Short	Pannal Ash FC, Pannal Sports FC/ Burley Banks (Army Foundation College)	Low	
Cats Field Football: 1 junior 9v9. Secured community use. 'Poor' quality pitches and no ancillary facilities.	Provide	No existing identified use. Has been used by Pannal Sports FC in the past.	Short	Harrogate Borough Council and West Riding County FA.	Low	
Crimple Meadow Football: 1 youth 11v11. Secured community use. 'Poor' quality pitch and no ancillary facilities	Enhance	If the pitch was raised to 'good' quality from 'poor' quality there would still be overplay. To alleviate overplay at this site teams will need to be asked to transfer play to an alternative site. For example, Queen Ethelburgas Community Park or Killinghall Moor.	Short	Harrogate Borough Council/ West Riding FA	Low	

Harrogate Borough Council

Playing Pitch Strategy – Appendix C – Individual Site Action Plans

Site Name/ Ownership/Description	Objective	Action	Timescale	Partners	Cost	Date Reviewed
Harlow Hill – Pannal Sports Seniors. Football: 1 adult 11v11. Secured community use. 'Standard' quality pitch and ancillary facility.						
Harrogate Grammar School Football: 3 adult 11v11. Unsecured community use. 'Poor' quality pitches and 'standard' ancillary facility. Full size Hockey AGP – restricted floodlighting hours of use. Rugby: 2 adult pitches, 2 junior pitches. Capacity 6 MES.	Protect	This site requires a formal community use agreement to be in place to safeguard community use	Short	Harrogate Borough Council	Low	
	Protect	The school has an existing sand based AGP with floodlight use allowed until 6.00pm Monday – Friday. There is a requirement to protect the sand-based carpet provision that can be used by Hockey Clubs from being replaced by a 3G carpet. Any future plans to change sand-based carpets to 3G need to be discussed by the Harrogate Playing Pitch Strategy Steering Group.	Short – Long	Harrogate Borough Council/ Harrogate Grammar School/ England Hockey/ Sport England. PPS Steering Group	Low	
Harrogate High School Football: 2 adult 11v11, 4 junior 9v9, 2 7v7 mini soccer. Unsecured community use, 'Poor' quality pitches and 'standard' quality ancillary facilities. Granby Centre – Hockey Full Size floodlit AGP. Secured community use, 'Standard' quality good ancillary facilities. Rugby: 1 junior pitch. Capacity 1.5 MES	Protect	Harrogate High School Playing Pitches require a formal community use agreement to be in place to safeguard community use	Short	Harrogate Borough Council/ Harrogate Railway Junior FC/ Harrogate High School/ West riding County Football Association.	Low	
	Enhance	The school is home to Harrogate Railway Juniors. The pitches are 'poor' quality and the club has stated they have difficulty playing games November – March due to the condition of the pitches. The club and school have aspirations for a 3G AGP to be provided on -site.	Short	West Riding County FA/ Harrogate Railway Juniors FC/ Harrogate Grammar School	Medium	

Harrogate Borough Council
Playing Pitch Strategy – Appendix C – Individual Site Action Plans

Site Name/ Ownership/Description	Objective	Action	Timescale	Partners	Cost	Date Reviewed
		In the first instance pitch improvement assessments should be undertaken to establish the investment needed to enhance the quality from 'poor' to 'good' and alleviate the existing overplay of these pitches. This would not alleviate the need for training and a 3G pitch would meet this need.				
	Enhance	It is important to ensure that those AGPs used for hockey and provide community use have prioritised peak time match use and training use for hockey use.	Short	Harrogate Hockey Club	Low	
	Enhance	Ensure sink funds are in place for sand based AGPs to renew carpets and floodlighting.	Short - Long	Harrogate Hockey Club	Medium	
	Provide	This is a possible site for a new 3G AGP. This is dependent on the outcomes of the pitch improvement assessments that are required to improve capacity of play on site.	Short - Long	Harrogate Borough Council/ Harrogate High School / West Riding County FA/ FA/ Harrogate Railway Juniors FC.	High	
	Provide	There is a need for a second hockey AGP at the Granby Centre which is on the site of Harrogate High School. Land ownership of the proposed pitch footprint at the Granby Centre– Old school building footprint owned by North Yorkshire County Council and the old macadam tennis courts are believed to be owned by Harrogate Borough Council.	Short - Long	Harrogate Borough Council/ North Yorkshire County Council/ England Hockey/ Harrogate high School/ Harrogate Hockey Club.	High	

Harrogate Borough Council

Playing Pitch Strategy – Appendix C – Individual Site Action Plans

Site Name/ Ownership/Description	Objective	Action	Timescale	Partners	Cost	Date Reviewed
		Mitigation for loss of the tennis courts is already met through the new build tennis courts locally. The length of any lease on a new AGP facility at the Granby Centre would need to be realigned with any existing lease to avoid staggering of end of the terms.				
Harrogate Railway FC and Harrogate Pythons Rugby Union Club Football: 1 adult 11v11. Secured community use, 'Good' quality pitch and standard quality ancillary facilities. Rugby: 1 senior pitch secured community use leased from Harrogate Railway FC. 0.5 MES existing spare capacity. This is because the club trains elsewhere. Harrogate Pythons Rugby Club share the social facilities and changing accommodation with Harrogate Railway FC.	Enhance	Work with the Rugby Club to improve the maintenance of the rugby pitch to 'Good' quality. This would improve the capacity to 3.5 MES per week and would meet current and future MES required by the Club. If a 3rd rugby team was developed there would be a need for an additional senior pitch.	Short	Harrogate Pythons rugby Club/ England Rugby.	Medium	
Hydro Jenny Fields Football: 2 junior 9v9. Secured community use. 'Poor' quality pitches and no ancillary facilities.	Provide	No existing identified use. Site could be considered to provide for transfer of match play from The Stray.	Short	Harrogate Borough Council	Low	
Killinghall Moor Football: 2 youth 11v11, 2 junior 9v9, 2 7v7 mini soccer and 2 5v5 mini soccer pitches. Secured community use leased to Killinghall Nomads Juniors FC. 'Poor' quality pitches and good quality ancillary facilities,	Enhance	FA Pitch Improvement Assessments should be undertaken to establish the investment needed to enhance the quality of the 2 youth 11v11 pitches from 'poor' quality to 'good' and alleviate overplay.	Short	West Riding County FA/ Killinghall Nomads Juniors FC	Medium	
Oatlands Park Football: 1 adult 11v11, 1 youth 11v11. Secured community use. 'Poor' quality pitches and 'poor' quality ancillary facilities	Enhance	FA Pitch Improvement Assessments should be undertaken to establish the investment needed to enhance quality of pitch provision from 'poor' quality to 'good' quality and enhance capacity of play.	Short	West Riding County FA/ Harrogate Borough Council	Medium	

Harrogate Borough Council

Playing Pitch Strategy – Appendix C – Individual Site Action Plans

Site Name/ Ownership/Description	Objective	Action	Timescale	Partners	Cost	Date Reviewed
	Enhance	Changing block at requires replacing.	Medium	West Riding County FA/ FA/ Harrogate Borough Council	Medium	
Old Dunlopillo Site – Housing Development Football: Proposed 1 junior 9v9 and 1 7v7 pitch. Secured community use.	Provide	Pannal Sports FC are in discussion over the use of a new 9v9 and 7v7 pitches. Currently the Council has not taken these facilities over. This is due to the required quality not being achieved by the developer. The future use of these pitches could accommodate football usage from The Stray.	Short	Harrogate Borough Council/ Pannal Sports FC. West Riding County FA.	High	
Pannal Community Park. Football: 2 youth 11v11, 2 junior 9v9, 2 mini soccer 7v7, 4 mini soccer 5v5. Secured community use. 'Good' quality pitches, No ancillary facilities	Provide	Pannal Sports FC aspire to provide a club house with changing rooms at Pannal Community Park.	Short	Pannal Sports FC / Harrogate Borough Council/ FA/ West Riding County FA.	High	
Cricket: Development of a 6-strip cricket square and match play non-turf pitch.	Provide	Pannal Sports FC to complete the development of provision of a 6-strip cricket square and match play non turf pitch for use by Pannal Cricket Club	Short	Pannal Sports FC/ FA/ West Riding County Football Association/ ECB/ Yorkshire Cricket and Pannal Cricket Club.	High	
Pannal Ash Cricket Club Cricket: New cricket facility to be provided by West of Harrogate Development. 9 wicket square and outfield, ancillary facilities and ball stop netting as required.	Provide	There is a need for the developers at West of Harrogate to provide a replacement home ground with cricket square, outfield and pavilion with changing facilities for Pannal Ash Cricket Club as part of the West of Harrogate Housing Developments.	Medium	Harrogate Borough Council/ ECB/Yorkshire Cricket Board/ Pannal Ash Cricket Club/ West of Harrogate Developers.	High	
Queen Ethelbergas Community Park Football: 3 youth 11v11. Secured community use. 'Poor' quality pitches and no ancillary facilities.	Enhance	Existing spare capacity could be improved by improving the quality of pitches from 'poor' to 'good', FA Pitch	Short	West Riding County FA/ Harrogate Borough Council/ Pannal Ash FC.	Medium	

Harrogate Borough Council

Playing Pitch Strategy – Appendix C – Individual Site Action Plans

Site Name/ Ownership/Description	Objective	Action	Timescale	Partners	Cost	Date Reviewed
		Improvement Assessments should be undertaken to establish the investment needed to enhance quality of pitch provision and enhance capacity of play.				
Rossett School Playing Field/Rosset Sports Centre Football: 2 youth 11v11, 1 junior 9v9, 2 7v7 mini soccer. 'Standard quality pitches and ancillary facilities. 3G AGP – FA Registered. Rugby: 1 adult pitch. Capacity 1,5 MES.	Provide	Ensure a sink fund is in place for the replacement of 3G AGP carpet and floodlights. FA Registration of 3G AGP is in place and maintained.	Short - Long	Rosset School/ West Riding County Football Association/ FA	High	
	Enhance	Capacity of play could be improved. FA Pitch Improvement Assessments should be undertaken to establish the investment needed to enhance quality of pitch provision and enhance capacity of play.	Short	West Riding County FA/ Rosset School / Beckwithshaw Saints Juniors FC.	Medium	
St Aiden's Church of England School Football: 1 adult 11v11, 2 youth 11v11. Unsecured community use. 'Poor' quality pitches. 'Standard' quality ancillary facilities.	Provide	No identified community use. The school has planning permission for a new 3G AGP pitch with sports lighting. The planning permission has conditions regarding reduced opening until 8.00pm in the evenings. The school are currently working to discharge planning conditions. If the 3G pitch is built there will be a need to ensure a sink fund is in place and that the pitch is FA Registered.	Short	St Aiden's Church of England School/ FA/ West Riding County Football Association	High	

Harrogate Borough Council

Playing Pitch Strategy – Appendix C – Individual Site Action Plans

Site Name/ Ownership/Description	Objective	Action	Timescale	Partners	Cost	Date Reviewed
St John Fisher Catholic High School Football: 1 adult 11v11. Secured community use. 'Standard' quality pitch and 'standard' quality ancillary facilities. 3G AGP – FA Registered Rugby: 1 adult pitch. Capacity 1.5 MES	Provide	Ensure a sink fund is in place for the replacement of the 3G AGP carpet and floodlights. FA Registration of 3G AGP is in place and needs to be maintained.	Short - Long	Rosset School/ West Riding County Football Association/ FA	High	
The Stray Football: 5 youth 11v11. Secured community use 'Poor' quality pitches and ancillary facilities.	Provide	<p>The quality of The Stray football pitches and changing facilities is 'Poor'. The quality of pitches is in part because of the wider events programme and other recreational use of The Stray. With this in mind there should be an effort to move the teams currently using The Stray to alternative pitch sites.</p> <p>On this basis although the Stray has been identified as requiring pitch quality improvements and improved quality changing facilities. It is recommended that the alternative sites are considered in the first instance. The funding for current maintenance of football pitches at The Stray could be used at other Harrogate Borough Playing Pitch sites once the existing teams have been found new home grounds.</p>	Short	Harrogate Borough Council/ FA/ West Riding County Football Association	Low	

Harrogate Borough Council

Playing Pitch Strategy – Appendix C – Individual Site Action Plans

Site Name/ Ownership/Description	Objective	Action	Timescale	Partners	Cost	Date Reviewed
Ashville College (Independent School) Some community use of AGP by Harrogate Hockey club and cricket facilities by the College Ladies Cricket Club Yew Tree Lane Rugby Union: 5 senior rugby pitches, 1 junior rugby pitch. Capacity 12 MES Cricket: 1 square Green Lane Rugby Union: 1 junior rugby pitch. Capacity 2 MES Sand based Full size AGP Cricket x 2 squares	Protect	Seek to ensure a community use agreement is in place for use by Ashville College Ladies Cricket Club for the use of cricket facilities. The sand based AGP must be protected for hockey use.	Short	Ashville Ladies Cricket Club/ Ashville College/ Yorkshire ECB.	Low	
	Protect	The sand based AGP must be protected for hockey use.	Short – Long	Ashville College/ PPS Steering Group	Low	
	Enhance	There is a need to ensure a sink fund is in place to replace the AGP carpet and floodlights.	Short	Ashville College	High	
Bilton Cricket Club Cricket: 1 square 15 pitches. 'Good' quality pitches and ancillary facilities.	Enhance	The Club requires new covers.	Short	Bilton Cricket Club/ ECB/ Yorkshire Cricket	Low	
	Provide	Site has capacity to meet the club's aspirational demand.	Short	Bilton Cricket Club	Low	
Harrogate Cricket Club	Enhance	The Club requires the score board to be updated, a new roller, the need for	Short	Harrogate Cricket Club/ ECB/ Yorkshire Cricket	Low	

Harrogate Borough Council

Playing Pitch Strategy – Appendix C – Individual Site Action Plans

Site Name/ Ownership/Description	Objective	Action	Timescale	Partners	Cost	Date Reviewed
Cricket: 1 square 20 pitches, 1 square 9 pitches, 1 square 7 pitches, Secured community use. 'Good' quality pitches and ancillary facilities.		a new perimeter fence and buildings need painting.				
	Provide	Harrogate Cricket Club has 3 squares. 2 of these squares have capacity for 63 match equivalent sessions per season. The 3rd square is a junior square and has existing overplay of 37 match equivalent sessions per season. The junior overplay will increase by 5 match equivalent sessions to 42 with a new under 15 team. The club may need to consult with Yorkshire Cricket Board, ECB and/or Grounds Maintenance Association on how to potentially address the overplay of junior wickets. There is a potential option of utilising the additional squares.	Short	Harrogate Cricket Club/ ECB/ Yorkshire Cricket Board	Low	
Killinghall Cricket Club Cricket: 1 square 8 pitches. Secured community use. 'Standard quality pitch and 'good' quality ancillary facilities.	Provide	The Club would like a non turf pitch	Short	Killinghall Cricket Club/ ECB/ Yorkshire Cricket Board	Low	
Pannal Cricket Club Cricket: 1 square 10 pitches. Secured community use. 'Good' quality pitches and standard ancillary facilities.	Provide	Club require a non-fixed non turf nets and refurbishment of showers and toilets.	Short	Pannal Cricket Club/ ECB/ Yorkshire Cricket	Medium	
	Provide	The club needs to use the new cricket facility to be provided at Pannal Sports Community Park to meet its current team expansion plans and its current over play of existing facilities.	Short	Pannal Sports Fc, FA, West Riding County FA, Pannal Cricket Club/ ECB / Yorkshire Cricket.	Medium	

Harrogate Borough Council

Playing Pitch Strategy – Appendix C – Individual Site Action Plans

Site Name/ Ownership/Description	Objective	Action	Timescale	Partners	Cost	Date Reviewed
Harrogate RUFC – Pudding Lane Rugby: 4 adult pitches. Capacity 14 MES	Provide	Harrogate Rugby Club has a playing and training capacity of 14 match equivalent sessions; the pitches are over played by 13.5 match equivalent sessions per week. Maximising the maintenance quality is not an option to reduce overplay as the quality of maintenance and drainage is at its highest level for pitch capacity. This will be further exacerbated by future aspirations to provide new teams that will incur a further 6 match equivalent sessions per week. There is a need for additional rugby pitches or access to a World Rugby Regulation 22 3G pitch	Medium	Harrogate Borough Council/ Harrogate Rugby Club/ England Rugby.	High	
West of Harrogate Housing Development	Provide	<p>Sport England’s New Development Playing Pitch Calculator tool should be used to identify the playing pitch demand and cost that the development requires to meet the needs of the new population.</p> <p>In addition, there is a need for the developers at West of Harrogate to provide a replacement home ground with cricket square (9 pitches), outfield and pavilion with changing facilities for Pannal Ash Cricket Club as part of the development. There will be a need to improve quality of pitches and ancillary facilities at Beckwithshaw Cricket Club through off-site contributions.</p> <p>Off-site developer contributions would be a requirement for hockey and rugby union.</p>	Medium	Harrogate Borough Council/ ECB/Yorkshire Cricket Board/ Pannal Ash Cricket Club/ West of Harrogate Developers.	High	Pannal Ash Cricket Club – Cricket: New cricket facility to be provided by West of Harrogate Development. 9 wicket square and outfield, ancillary facilities and ball stop netting as required.

Harrogate Borough Council
Playing Pitch Strategy – Appendix C – Individual Site Action Plans

Site Name/ Ownership/Description	Objective	Action	Timescale	Partners	Cost	Date Reviewed
		The provision of 2 x 3G AGPs for football would resolve the existing and future shortfall in 3G AGPs in the Harrogate Sub Area. If this was to happen there would have to be additional funding to provide 2 x 3G AGPs instead of on-site natural grass pitch provision.				
Central Sub Area						
Bishop Monkton Playing Fields Football: 1 adult 11v11. Secured community use. 'Good' quality pitch and ancillary facilities. Cricket: 1 square 8 pitches. Secured community use. 'Good' quality pitches and ancillary facilities	Provide	Bishop Monkton Cricket Club (Central sub area) is used by Birstwith 3rd XI on a Saturday and has a strong junior section that requires 32 match equivalent sessions per season and the adult teams require 28 match equivalent sessions per season. Existing overplay is 20 match equivalent sessions per season. The club would need to consult with the Nidderdale Amateur Cricket League on possible ground options. The Yorkshire Cricket Board and ECB would be able to support the process if required. Potential option could be Bishop Thornton CC	Short	Bishop Monkton Cricket Club. / ECB/ Yorkshire Cricket Board/ Nidderdale Amateur Cricket League.	Low	
	Enhance	There is a need to refurbish the village hall changing rooms used by cricket.	Short	Bishop Monkton Cricket Club. / ECB/ Yorkshire Cricket Board.	Low	

Harrogate Borough Council

Playing Pitch Strategy – Appendix C – Individual Site Action Plans

Site Name/ Ownership/Description	Objective	Action	Timescale	Partners	Cost	Date Reviewed
<p>Burton Leonard Sports Ground: Football: 1 adult 11v11, 1 7v7 mini soccer, 1 5v5 mini soccer. Secured community use. 'Standard' quality pitches and 'Standard' quality ancillary facilities. Cricket: 1 square 5 adult and 4 junior pitches. Secured community use. 'Good' quality pitches and ancillary facilities.</p>						
<p>Markington Sports Ground: Football: 1 adult 11v1. Secured community use. 'Standard' quality pitches and 'Standard' quality ancillary facilities. Cricket: 1 square 6 pitches and 1 non-turf pitch. Secured community use. 'Standard' quality pitches and ancillary facilities.</p>	Provide	Cricket club require cricket nets.	Short	Markington Cricket Club/ ECB/ Yorkshire Cricket Board	Low	
<p>Percy Fields Football: 2 youth 11v11, 1 7v7 mini soccer. Secured community use. 'Standard' quality pitches and 'good' quality ancillary facilities.</p>	Enhance	2 youth 11v11 pitches are overplayed and need a FA Pitch Improvement Assessment undertaken to establish the investment needed to enhance quality of pitch provision from 'standard' to 'good'. This would increase capacity and alleviate overplay.	Short	West Riding County FA/ Scotton Scorchers Juniors FC.	Medium	
<p>Ripley Cricket Club Football: 1 junior 9v9, 1 7v7 mini soccer, 1 5v5 mii soccer. Secured community use. 'Standard' quality pitches and 'good' quality ancillary facilities. Cricket: 1 square 12 pitches. Secured community use. Good quality pitches and ancillary facilities.</p>	Provide	The club are in the process of providing a second square with outfield. There is a need for additional changing facilities.	Short - Medium	Ripley Cricket Club/ ECB/ Yorkshire Cricket Board.	High	
<p>Scotton Cricket Club Football: 1 junior 9v9. Secured community use. 'Standard' quality pitches and ancillary facilities. Cricket: 1 square 9 pitches. Secured community use. 'Good' quality pitches and ancillary facilities.</p>	Provide	The cricket club aspires to provide an additional adult mixed team in the near future. There is current capacity at the home ground to accommodate this team.	Short	Scotton Cricket Club	Low	

Harrogate Borough Council

Playing Pitch Strategy – Appendix C – Individual Site Action Plans

Site Name/ Ownership/Description	Objective	Action	Timescale	Partners	Cost	Date Reviewed
Bishop Thornton Cricket Club Cricket: 1 square 12 pitches and 1 non-turf pitch. Secured community use. 'Standard' quality pitches and 'good' quality ancillary facilities.	Provide	The ground has spare capacity and could be used to reduce overplay elsewhere.	Short	Nidderdale Amateur Cricket League. Yorkshire Cricket Board/ ECB/ Bishop Thornton Cricket Club	Low	
Knaresborough Sub Area						
King George V Playing Fields Football: 1 adult 11v11. Secured community use. 'Standard' quality pitch with 'good' quality ancillary facilities.						
King James School Football: 1 adult 11v11, 2 youth 11v11. Unsecured community use. 'Poor' quality pitch with 'standard' quality ancillary facilities.	Protect	Need to maintain a sinking fund for the replacement of the 3G AGP carpet and floodlights. Maintain FA Registration for the 3G AGP.	Short- Long	King James School/ Scotton Scorchers/ Knaresborough Celtic/ West Riding County FA/ FA/	High.	
	Provide	Knaresborough Celtic FC to approach the school to seek and agree a partnership approach for use of the grass pitches at the school to alleviate over play at the clubs Thistle Hill Ground.	Short	King James School/ Knaresborough Celtic FC/ West Riding County FA/ FA/	Low	
	Enhance	There will be a need to seek funding to improve the quality of the existing football pitches from 'poor' quality to 'good' quality. This will increase capacity of play and allow Knaresborough Celtic to have use of the pitches with the school.	Short	King James School/ Knaresborough Celtic FC/ West Riding County FA/ FA/	Medium	

Harrogate Borough Council

Playing Pitch Strategy – Appendix C – Individual Site Action Plans

Site Name/ Ownership/Description	Objective	Action	Timescale	Partners	Cost	Date Reviewed
Knareborough Celtic - Thistle Hill Football: 1 adult 11v11, 1 youth 11v11, 1 junior 9v9, 2 7v7 mini soccer, 2 5v5 mini soccer. Secured community use. 'Good' quality pitch and ancillary facilities.	Provide	There is a need to provide additional pitches to alleviate the current over play of youth 11v11 and junior 9v9 pitches. The club has a partnership with King James School to use the 3G AGP. The club should seek an agreement with the school to use the schools grass pitches. This would alleviate the over play at Thistle Hill (See above King James School).	Short	King James School/ Knareborough Celtic FC/ West riding County FA/ FA/	Medium	
Knareborough Town – Mamse Lane Northern Counties East League Premier Division. Football: 1 adult 11v11. Secured community use. 'Good' quality pitch and ancillary facilities.						
The Spinney Football: 1 Youth 11v11 Secured community use. 'Standard' quality pitch with no ancillary facilities.	Protect	No current use. Continue to use as a green apace.	Short	Harrogate Borough Council	Low	
Fysche Field Football: 1 5v5 mini soccer. Secured community use. 'Poor' quality pitches with no changing.	Protect	<p>This site needs to be protected as a playing field site in the Local Plan unless it meets one of Sport England's Exemptions from its Playing Field Policy.</p> <p>Pitches have not been used for the past 10 years. Harrogate Borough Council are proposing to provide a new swimming pool on site and will require part of the playing field to achieve this. There will be a requirement to meet one of Sport England's Playing Field Exemptions.</p>	Short	Harrogate Borough Council/ Sport England/West Riding County FA/ FA/	Low	

Harrogate Borough Council

Playing Pitch Strategy – Appendix C – Individual Site Action Plans

Site Name/ Ownership/Description	Objective	Action	Timescale	Partners	Cost	Date Reviewed
		<p>There will be little grass space remaining once the new swimming pool is built but a 5v5 pitch can be retained.</p> <p>If the site is unable to be used as a playing pitch site, mitigation for the loss on a replacement site and or improve existing sites to address the shortfalls identified within the Assessment</p> <p>Appropriate mitigation should be requested for the loss of one 5v5 pitch and off-site contributions provided towards the improvement in quality of pitches at King James School. This would assist with alleviating over play of youth pitches at Knaresborough Celtic Thistle Hill.</p>				
<p>Goldsborough Cricket Club Cricket: 1 square 7 adult and 5 junior pitches, Secured community use. 'good' quality pitch and 'standard' quality ancillary facilities.</p>	Provide	<p>Requires ball stop fencing to be in place due to new development of houses adjacent to ground.</p> <p>Requires fixed nets, moveable nets, roller, and scoreboard.</p>	Short	Goldsborough Cricket Club/ ECB/ Yorkshire Cricket Board/ Developer Contributions	High	
<p>Knaresborough Cricket Club Cricket: 1 Square 19 pitches. Secured community use. 'good' quality pitch and ancillary facilities.</p>	Provide	<p>Knaresborough Cricket Club – 1 adult women's team and 1 under 15 girls' team. There is capacity for additional 8 match equivalent sessions per week. Provision of a non turf pitch adjacent to the square would assist in increasing capacity by transferring some junior play from the grass wickets.</p>	Short	Knaresborough Cricket Club/ ECB/ Yorkshire Cricket Board.	Low	

Harrogate Borough Council
Playing Pitch Strategy – Appendix C – Individual Site Action Plans

Site Name/ Ownership/Description	Objective	Action	Timescale	Partners	Cost	Date Reviewed
	Provide	Need to develop and modernise the club house and the club aspires to have a second ground.	Medium	Knarborough Cricket Club/ECB/ Cricket Board.	High	
Knarborough Forest Cricket Club Cricket: 1 square 8 adult and 4 junior pitches, ‘Good’ quality pitches with ‘poor’ quality ancillary facilities.	Protect	The Club needs to negotiate a longer-term lease with Marston’s Brewery to be able to access grant funding for future club developments and to ensure security of tenure.	Short	Knarborough Cricket Club/ Forest ECB/ Yorkshire Cricket Board/ Marston’s Brewery.	Low	
	Enhance	<p>Club aspires to enhance the size and quality of the changing rooms, increase and improve number of male and female toilet facilities, and to improve shower rooms, to provide private cubicles. This will require additional accommodation.</p> <p>The electricity supply is inadequate to provide warm air dryers, power showers, extractor fans etc. The club wishes to make these areas more family friendly as the club attracts a growing number of junior and female participants and their families.</p> <p>In addition, there is a need to replace 2 bay cricket nets non turf, scoreboard, and moveable nets.</p>	Medium	Knarborough Cricket Club/ Forest ECB/ Yorkshire Cricket Board/ Marston’s Brewery.	High	

Harrogate Borough Council

Playing Pitch Strategy – Appendix C – Individual Site Action Plans

Site Name/ Ownership/Description	Objective	Action	Timescale	Partners	Cost	Date Reviewed
Hay-A-Park - Knaresborough RUFC Rugby: 2 adult pitches (1 with floodlights). Capacity 1 MES	Protect	There is a need to ensure that Hay-a-Park has sufficient security to stop traveller encampments in the future and enable the rugby pitches to be available for use by Knaresborough Rugby Club.	Short	Knaresborough Rugby club/ England Rugby/ Harrogate Borough Council.	Low	
Knaresborough RUFC Rugby: 1 adult (Show Pitch). Capacity 2 MES	Provide	If maintenance of the Knaresborough RUFC pitch was improved to good and floodlights were added, this pitch would have a capacity of 3 match equivalent sessions and meet the current match and training capacity requirements of the club. If maintenance of the Knaresborough RUFC pitch was improved to good by improving maintenance regimes, provision of floodlights and installation of drainage the pitch would have a capacity of 3.5 match equivalent sessions; this meets the current match and training capacity requirements of the club. However, when considering future team aspirations of Knaresborough Rugby Club, there is an additional demand for 2.5 match equivalent sessions per week. The current and future match equivalent sessions would be 4 per week. There would therefore be a shortfall of 0.5 match equivalent sessions. In addition, the development of a 3rd adult male team would impact on peak time play with a need for an additional pitch to meet 0.5 match equivalent sessions per week.	Medium	Knaresborough Rugby club/ England Rugby/ Harrogate Borough Council.	Medium	

Harrogate Borough Council

Playing Pitch Strategy – Appendix C – Individual Site Action Plans

Site Name/ Ownership/Description	Objective	Action	Timescale	Partners	Cost	Date Reviewed
Nidderdale Sub Area						
Darley Playing Fields Football: 1 youth 11v11. Secured community use, 'Poor' quality pitch and ancillary facilities.	Enhance	The youth 11v 11 pitch is over played and a FA Pitch Improvement Assessment should be undertaken to establish the investment needed to improve quality of pitch provision from 'poor' to 'good' and enhance capacity of play.	Short	West Riding County FA/ New Park Bulldog's FC.	Low	
Belmont Grosvenor School Birstwith Football: 1 adult 11v11. Unsecured community use, 'Poor' quality pitch and 'standard' quality ancillary facilities.	Protect	No identified community use. The site has been used in the past for community football				
Nidderdale Show Ground – Bewerley Park Football: 1 youth 11v11 pitch. Secured community use. Standard' quality pitch and ancillary facility. No identified play. Cricket: Pateley Bridge Cricket Club. 1 square 10 adult and 6 junior pitches. Secured community use. 'Good' quality pitches and ancillary facilities.	Enhance	<p>The overplay at Pateley Bridge Cricket Club (Nidderdale Sub Area) occurs due to the lack of adult wickets. Adults play 35 match equivalent sessions per season and the good quality 4 wickets provide for 20 match equivalent sessions per season overplaying 15 match equivalent sessions per season. The existing 6 junior wickets are underplayed by 14 match equivalent sessions per season.</p> <p>The club would need to consult with the Yorkshire Cricket Board, ECB and the Grounds Management Association to potentially improve the grounds maintenance and explore the option of reconfiguring junior wickets for adult play. The club would also need to consult with the Nidderdale Amateur Cricket League on possible ground options.</p>	Short	Pateley Bridge Cricket Club/ ECB/ Yorkshire Cricket.	Low	

Harrogate Borough Council

Playing Pitch Strategy – Appendix C – Individual Site Action Plans

Site Name/ Ownership/Description	Objective	Action	Timescale	Partners	Cost	Date Reviewed
		The Yorkshire Cricket Board and ECB would be able to support the process if required.				
Nidderdale High School Football: 1 adult 11v11 pitch. Unsecured community use. 'Poor' quality pitch and 'standard' quality ancillary facility. No identified play.	Protect	No identified use has been used in the past for football.				
Feast Field Football: 1 youth 11v11, 2 7v7 mini soccer, 1 5v5 mini soccer pitch. Secured community use. 'Poor' quality pitch and 'standard' quality ancillary facility. No identified play.						
Max Pullen Sports Ground – Dacre Banks Cricket club and Pateley Bridge Juniors FC Football: Junior 9v9, 2 7v7 mini soccer, 1 5v5 mini soccer. Secured community use. 'Standard' quality pitch and ancillary facilities. Cricket: 1 square 8 pitches and 1 non turf pitch. 'Standard' quality grass pitches.	Protect	Dacre Banks Cricket Club has identified that it is a challenge to pay its high rent. Discussions need to be undertaken with the Landlords to see if this issue can be resolved.	Short	Max Pullen Sports Ground/ Dacre Banks Cricket Club/ ECB/ Yorkshire Cricket Board.	Low	
	Provide	Non turf pitch is in poor condition and needs replacing. Need for fixed cricket nets non turf and movable nets	Short	Max Pullen Sports Ground/ Dacre Banks Cricket Club/ ECB/ Yorkshire Cricket Board.	Low	
St Cuthbert's Primary School Football: 1 youth 11v11. Unsecured community use. Poor' quality pitch and ancillary facilities	Protect	No identified use currently has been used by football in the past.				
Glasshouses Cricket Club Cricket: 1 square 8 pitches. Secured community use. 'Good' quality pitches and ancillary facilities.	Provide	Has capacity for 20 additional match equivalent sessions per season. The ground could be used as an overspill ground if required.	Short - Long	Glasshouses Cricket Club/ ECB/ Yorkshire Cricket Board	Low	
	Provide	Requires new fencing plus upgrading boundary wall and a new score board.	Medium	Glasshouses Cricket Club/ ECB/ Yorkshire Cricket Board	Medium	

Harrogate Borough Council
Playing Pitch Strategy – Appendix C – Individual Site Action Plans

Site Name/ Ownership/Description	Objective	Action	Timescale	Partners	Cost	Date Reviewed
Hampsthwaite Cricket Club Cricket: 1 square 8 pitches. Secured community use. 'Good' quality pitches and ancillary facilities.	Provide	Has capacity for 18 additional match equivalent sessions per season. The ground could be used as an overspill ground if required.	Short - Long	Hampsthwaite Cricket Club/ ECB/ Yorkshire Cricket Board	Low	
Birstwith Cricket Club Cricket: 1 square 6 pitches. Secured community use. 'Good' quality pitches and ancillary facilities.	Provide	Club requires a generator, machinery shed and mower.	Short	Birstwith Cricket Club/ ECB/ Yorkshire Cricket Board	Low	
	Provide	Birstwith Cricket Club has a good quality square. However, the square is overplayed by 35 match equivalent sessions and the 3rd XI currently use Bishop Monkton Cricket Club as their home ground on a Saturday. The club would need to consult with the Nidderdale Amateur Cricket League on possible ground options. The Yorkshire Cricket Board and ECB would be able to support the process if required	Short	Birstwith Cricket Club/ ECB/ Yorkshire Cricket Board/ Nidderdale Amateur Cricket League	Low	
Burnt Yates Cricket Club Cricket: 1 square 6 pitches. Secured community use. 'Standard' quality pitches and ancillary facilities.	Provide	Require moveable cricket nets and aspire to have a bigger clubhouse to increase size of changing rooms and showers	Short - Medium	Burnt Yates Cricket Club/ ECB/ Yorkshire Cricket Board	Low - High	
Darley Cricket Club Cricket: 1 square 6 pitches. Secured community use. 'Standard' quality pitches and ancillary facilities.	Provide	Require a roller and aspires to have a larger pavilion.	Short - Medium	Darley Cricket Club/ ECB/ Yorkshire Cricket	Low - High	

Harrogate Borough Council

Playing Pitch Strategy – Appendix C – Individual Site Action Plans

Site Name/ Ownership/Description	Objective	Action	Timescale	Partners	Cost	Date Reviewed
North East Sub Area						
Boroughbridge Sports Association Football: 1 adult 11v11, 1 7v7 mini soccer. Secured community use. 'Standard' quality pitches and ancillary facilities.	Provide	Boroughbridge Sports Association aspire to provide additional playing pitches at a new site.	Long	Boroughbridge Sports Association/ FA/ West Riding County FA.	High	
Boroughbridge High School Football: 1 adult 11v11, 1 junior 9v9. Unsecured community use. Adult pitch is 'standard' quality and junior 9v9 pitch is 'poor' quality. Ancillary facilities are 'standard' quality.	Protect	Boroughbridge High School Playing Pitches require a formal community use agreement to be in place to safeguard community use	Short	Boroughbridge High School/ Boroughbridge FC / West Riding County Football Association.	Low	
AGP – sand dressed small	Enhance	FA Pitch Improvement Assessment should be undertaken on the junior 9v9 pitch to establish the investment needed to improve the quality from 'poor' to 'good' and improve capacity of play.	Short	West Riding County FA/ Boroughbridge High School/ Boroughbridge FC.	Low	
	Provide	Hold discussions with Boroughbridge High School regarding change of use for the sand dressed AGP to a 3G AGP. Provision of a full-size 3G FTP in the Boroughbridge area has been identified as a priority project within the Harrogate Local Football Facilities Plan (LFFP). This 3G AGP would meet the future needs of the North West Sub Area and meet the training needs of Boroughbridge FC and juniors. It would assist in alleviating overplay of natural grass pitches at Boroughbridge and aid quality improvements through the transfer of play.	Short	West Riding County FA/ FA/ Boroughbridge High School/ Boroughbridge FC.	High	

Harrogate Borough Council

Playing Pitch Strategy – Appendix C – Individual Site Action Plans

Site Name/ Ownership/Description	Objective	Action	Timescale	Partners	Cost	Date Reviewed
Boroughbridge Primary School Football: 1 adult 11v11, Secured community use. 'Poor' quality pitch and no ancillary facilities. Changing linked to Boroughbridge Sports Association.	Protect	Boroughbridge Primary School Playing Pitches require a formal community use agreement to be in place to safeguard community use	Short	Boroughbridge Primary School/ Boroughbridge FC / West Riding County Football Association.	Low	
	Enhance	FA Pitch Improvement Assessment should be undertaken on the adult 11v11 pitch to establish the investment needed to improve the quality from 'poor' to 'good' and improve capacity of play	Short	West Riding County FA/ Boroughbridge high School/ Boroughbridge FC.	Low	
Newby Hall Cricket Club Cricket: 1 square 13 pitches. Secured community use. 'Good' quality pitches and ancillary facilities.	Enhance	Non-turf practice areas in need of improvement.	Medium	Newby Hall Cricket Club/ECB/ Yorkshire Cricket Board	Low	
	Provide	If required Newby Hall have access to a second ground on the estate that could be brought back into use in the future.	Short - Long	Newby Hall Cricket Club/Newby Hall Estate/ECB/ Yorkshire Cricket Board.	Medium	
Rainton Cricket Club Cricket: 1 square 9 pitches. Secured community use. 'Standard' quality pitches and 'good' ancillary facilities.	Enhance	Rainton Cricket Club is a 'Standard' quality rated site and is overplayed by 4 match equivalent sessions per season. Raising the quality to from 'standard' to 'Good' would improve capacity The Club need to consult with Yorkshire Cricket Board, ECB and the Grounds Maintenance Association to potentially improve the grounds maintenance.to enhance wicket quality; thus, increasing site capacity and eliminating overplay with potential spare capacity generated on site.	Short	Rainton Cricket Club/ECB/ Yorkshire Cricket Board/Grounds Maintenance Association	Low	

Harrogate Borough Council
Playing Pitch Strategy – Appendix C – Individual Site Action Plans

Site Name/ Ownership/Description	Objective	Action	Timescale	Partners	Cost	Date Reviewed
	Provide	The club requires covers,	Short	Rainton Cricket Club/ECB/ Yorkshire Cricket Board	Low	
Alderborough Playing Fields - Boroughbridge & Staveley Cricket Club Cricket: 1 square 12 pitches. Secured community use. ‘Standard’ quality pitches and ‘good’ ancillary facilities.	Provide	The club requires fixed cricket nets	Short	Boroughbridge and Staveley Cricket Club/ ECB/ Yorkshire Cricket Board	Low	
	Provide	The Club has sufficient capacity to provide for an additional Under 14 team.	Short	Boroughbridge and Staveley Cricket Club	Low	
Wath and Malmerby Cricket Club Cricket: 1 square 12 pitches. Secured community use. ‘Good quality pitches and ‘good ancillary facilities.	Provide	The Club has sufficient capacity to provide for an additional Under 14 team.	Short	Walth and Malmerbury Cricket club	Low	
Ripon Sub Area						
Claro, Deverell Barracks and Laver Banks, Ripon Football: 2 adult 11v11, 1 youth 11v11, 1 7v7 mini soccer. Rugby: 2 adult pitches	Protect	The existing playing fields at this site need to be protected as playing fields in the Local Plan unless it meets one of Sport England’s Exemptions from its Playing Field Policy.				
		This site is a site proposed as a housing development site and it is proposed to re-provide new playing fields and ancillary facilities and improve existing sites to meet the PPS assessment current and future shortfalls.				
		The Sport England New Development Playing Pitch Calculator Tool should be used to identify the demand and cost for football, cricket, hockey and rugby from the development.				

Harrogate Borough Council
Playing Pitch Strategy – Appendix C – Individual Site Action Plans

Site Name/ Ownership/Description	Objective	Action	Timescale	Partners	Cost	Date Reviewed
		<p>Ripon City FC are looking for a new ground and new facilities. A 3G AGP stadia pitch would provide this.</p> <p>A 3G AGP would meet the future needs of the Ripon Sub Area meeting the training needs of Ripon City FC and Ripon Panthers JFC. It would assist in alleviating overplay of natural grass pitches at Hell Wath Community Park and aid quality improvements through the transfer of play.</p> <p>There is a need to provide additional pitches for Ripon Panthers JFC to alleviate overplay on the existing pitches at Hell Wath Community Park. This could be achieved with a combination of on-site youth 11v 11 pitches at the Barracks.</p>				
<p>Hell Wath Community Park Football: 1 youth 11v11, 1 junior 9v9, 2 7v7 mini soccer, 2 5v5 mini soccer. Secured community use. 'Standard' quality pitches and 'good' ancillary facilities.</p>	Provide	<p>There is a need to consider additional playing pitches for use by Ripon Panthers Juniors FC. These are required to alleviate the current overplay of youth 11v 11 and junior 9v9 pitches.</p> <p>There may well be opportunities in partnership with Ripon City FC to provide a new football sports hub at Claro Barracks as part of the new housing developments at the Barracks.</p> <p>Discussions and agreements are required with the developers.</p>	Medium	Harrogate Borough Council' claro Banks Developers/ Ripon City Fc/ Ripon Panthers Juniors FC/ West Riding County FA/ FA.	High	

Harrogate Borough Council
Playing Pitch Strategy – Appendix C – Individual Site Action Plans

Site Name/ Ownership/Description	Objective	Action	Timescale	Partners	Cost	Date Reviewed
Malorie Park – Ripon City Football: 1 adult 11v11 Secured community use. 'Good' quality pitches and 'poor' ancillary facilities	Protect	<p>This site needs to be protected as a playing field site in the Local Plan unless it meets one of Sport England's Exemptions from its Playing Field Policy.</p> <p>Ripon City FC would like to sell their existing site and move to a new site that will meet their existing and future needs.</p>	Short - medium	Ripon City Fc/ Ripon Panthers Juniors Fc/ Harrogate Borough Council/ FA/ West Riding County FA.	High	
	Provide	<p>The club has out grown their existing ground at Malorie Park. There is existing overplay on a weekly basis and the club have been refused planning permission for floodlights has one football team having to play out of the area because of the lack of floodlights.</p> <p>The club are in discussions with developers at Claro Barracks with regards to relocating to a new pitch site at the Barracks development and are considering other locations.</p> <p>The Club are discussing a stadia 3G AGP and provision of additional pitch types.</p> <p>The capital funds from the sale of Malorie Park will need to be used to assist with funding for any new provision.</p>				

Harrogate Borough Council

Playing Pitch Strategy – Appendix C – Individual Site Action Plans

Site Name/ Ownership/Description	Objective	Action	Timescale	Partners	Cost	Date Reviewed
<p>Outwood Academy Football: 1 adult 11v11. Unsecured community use but currently not used by community teams. 'Poor' quality pitch and ancillary facilities.</p> <p>Rugby: 1 adult pitch used by the school. Capacity 1.5 MES.</p> <p>Ripon Rugby Club have used this facility in the past.</p>	Protect	There is a need for a formal community use agreement to be in place if the site is to be used in the future.	Short	Outwood Academy/ Ripon Rugby Club/	Low	
<p>Ripon Grammar School 3G AGP Full size FA Registered and England RFU Registered.</p> <p>AGP full size Sand-based no floodlights.</p> <p>Rugby: 2 adult pitches used by the school. Capacity 3 MES</p>	Protect	<p>Ensure sink funds are in place for sand based AGPs to renew the carpet.</p> <p>Ensure sink funds are in place for the 3G World Rugby 22 Regulation AGP to renew the carpet and floodlighting.</p> <p>Maintain the FA Registration and England RFU registration of the 3G pitch.</p>	Short - Long	Ripon Grammar School	Medium	
	Provide	<p>There is a need to further explore increasing the use of the 3G World 22 Regulation Rugby pitch for use by Ripon Rugby Club and Ripon Football Clubs.</p> <p>The floodlights are restricted in use to 8.00pm Monday – Friday. This restricts the usage of the pitch for football and rugby clubs to early evening training only. If the floodlight hours were increased this would possibly reduce the cost to hire as more hours would be available during the week for mid-week training.</p>	Short	Ripon Grammar School/ Ripon Rugby Club/ England Rugby	Low	

Harrogate Borough Council

Playing Pitch Strategy – Appendix C – Individual Site Action Plans

Site Name/ Ownership/Description	Objective	Action	Timescale	Partners	Cost	Date Reviewed
		The school should seek to increase the hours but it is considered that this will be highly unlikely and that alternative 3G AGP provision will be required in the Ripon Sub area.				
Camp Close Ripon Leisure Centre. Football: 1 adult 11v11. Secured community use. 'Poor' quality pitch and ancillary facilities.	Protect	Ripon Leisure Centre is being improved and a new 25m swimming pool is being built. This pitch is adjacent to the new swimming pool. The pitch will be improved to 'good' quality with changing provision provided in the new build. The pitch has no existing use and will be available for use once the building works are complete. The space could also be used for alternative sports provision if required.	Short	Harrogate Borough Council	Low	
West Tanfield Cricket Club Cricket: 1 square 12 adult pitches Secured community use. 'Standard' quality pitch and 'good' quality ancillary facilities.	Enhance	The club requires improvements to its patio areas.	Short	West Tanfield Cricket Club	Low	
Sharow Cricket Club Cricket: 1 square 4 adult and 5 junior pitches. Secured community use. 'Standard' quality pitch and 'good' quality ancillary facilities.	Provide	The Club requires practise nets.	Short	Sharow Cricket Club/ ECB/ Yorkshire Cricket	Low	

Harrogate Borough Council

Playing Pitch Strategy – Appendix C – Individual Site Action Plans

Site Name/ Ownership/Description	Objective	Action	Timescale	Partners	Cost	Date Reviewed
Ripon Cricket Club Cricket: 1 square 12 pitches. Secured community use. 'Standard' quality pitches and 'poor' quality ancillary facilities.	Provide	Ripon Cricket Club is in close proximity to Claro Barracks and could receive off site contributions to increase the quality of the square from 'standard' to 'good' and improve the capacity of play to meet requirements of the new population from the development. There is also a need to improve the Clubs ancillary facilities.	Medium	Ripon Cricket Club/ ECB/ Yorkshire Cricket Board/ Harrogate Borough Council/ Claro Barracks Developers.	Medium	
Ripon RUFC Mallorie Park Pitch 1 adult show pitch, Pitch 2 adult with floodlights and Pitch 3 adult with floodlights. Capacity 7.5 MES.	Protect	The club has use of 3 pitches. 2 of these 3 pitches are in the ownership of a Trust and are used by Ripon Rugby Club on a goodwill basis. There is a need to formalise the arrangement with a formal community use agreement to ensure security of tenure.	Short	Ripon rugby Club/Pitch Owners/ England Rugby.	Low	
	Provide	The clubhouse is of standard quality and used by partner organisations as well as the rugby Club such as Ripon Runners. There is a need for additional and gender-friendly changing facilities. The club are developing plans to consider extending the clubhouse to allow better and increased community use by partner organisations. Additional car parking is being considered but is subject to master planning, so as not to impact on pitches and there is a need to secure funds for the project.	Medium	Ripon Rugby Club/ England Rugby	High	

Harrogate Borough Council

Playing Pitch Strategy – Appendix C – Individual Site Action Plans

Site Name/ Ownership/Description	Objective	Action	Timescale	Partners	Cost	Date Reviewed
	Provide	<p>There is an opportunity for Ripon Rugby Club to use Ripon Grammar School 3G World Rugby 22 Regulation pitch for training and match play. This would reduce match and training equivalent session overplay on the existing grass pitches.</p> <p>The club is in close proximity to Claro Barracks and the new housing development. There will be an opportunity for Ripon Rugby Club to seek use of the 2 rugby union pitches on site at Claro Barracks or receive off site contributions to improve the clubs existing facilities.</p>	<p>Short</p> <p>Medium</p>	<p>Ripon Grammar School/ Ripon Rugby Club/ England Rugby.</p> <p>Harrogate Borough Council/ Ripon Rugby Club/ England Rugby/ Claro Barracks Developers.</p>	<p>Low</p> <p>High</p>	
South East Sub Area						
<p>Green Hammerton Playing Fields Football: 1 adult 11v11, 1 junior 9v9, Secured community use. 'Standard' quality pitches and ancillary facilities. Cricket: 1 square 10 pitches and 1 non-turf pitch. 'Good' quality pitches and ancillary facilities.</p>	Enhance	FA Pitch Improvement Assessment should be undertaken to improve the quality of the junior 9v9 pitch from 'standard' quality to 'good' quality. This would alleviate overplay on the existing pitch.	Short	West Riding County FA/ FA/ Green Hammerton Juniors FC/	Low	
	Provide	Green Hammerton Cricket Club require practise nets.	Medium	Green Hammerton Cricket Club/ECB/ Yorkshire Cricket	Low	
<p>Barr Field - Kirk Deighton Rangers Football: 1 adult 11v11. Secured community use. 'Good' quality pitches and ancillary facilities.</p>						

Harrogate Borough Council

Playing Pitch Strategy – Appendix C – Individual Site Action Plans

Site Name/ Ownership/Description	Objective	Action	Timescale	Partners	Cost	Date Reviewed
Tockwith Sports Field Football: 1 adult 11v11, 1 youth 11v11, 1 junior 9v9, 2 7v7 mini soccer. Secured community use. 'Standard' quality pitches and ancillary facilities.						
Great Ouseburn Playing Field - Ouseburn Cricket club Cricket: 1 square 6 adult and 7 junior pitches. Secured community use. 'Good' quality pitches and 'standard' quality ancillary facilities.	Enhance	Need for non-turf pitch and capital to replace ageing equipment & purchase additional equipment such as site screens & covers	Medium	Ouseburn Club/ECB/ Cricket	Cricket Yorkshire	Medium
Kirk Hammerton Cricket Club Cricket: 1 square 8 pitches. Secured community use. 'Standard' quality pitches and 'good' quality ancillary facilities.	Enhance	There is an opportunity to increase the 'standard' quality pitches to good and increase capacity if required.				
Little Ribston Cricket Club Cricket: 1 square 6 pitches. Secured community use. 'Standard' quality pitches and 'poor' quality ancillary facilities.	Enhance	There is currently spare capacity of 14 MES and this can be increased by raising the quality of the pitches from 'standard' quality to 'good' quality.				
	Provide	Need to refurbish or replace Poor' quality changing provision.	Medium	Little Ribston Cricket Club/ ECB/ Yorkshire Cricket	High	
Bilton in Ainsty Cricket Club Cricket: 1 square 8 pitches. Secured community use. 'Good' quality pitches and 'poor' quality ancillary facilities.	Protect	The club has a short ground lease that needs to be extended to ensure security of tenure.	Short	Bilton in Ainsty Cricket Club/ Landlords.	Low	
	Provide	Require electricity and a replacement for the 40-year-old pavilion.	Medium	Bilton in Ainsty Cricket Club	High	
	Enhance	There is a need to maintain the existing maintenance of the ground to maintain existing capacity.	Short	Bilton in Ainsty Cricket Club/ ECB/ Yorkshire Cricket Board	Low	

Harrogate Borough Council

Playing Pitch Strategy – Appendix C – Individual Site Action Plans

Site Name/ Ownership/Description	Objective	Action	Timescale	Partners	Cost	Date Reviewed
<p>Kirk Deighton Cricket Club Cricket: 1 square 5 pitches and 1 non-turf pitch. Secured community use. 'Standard' quality pitches and 'poor' quality ancillary facilities.</p>	Enhance	<p>If Kirk Deighton Cricket Club improved its square quality from 'standard' to 'good', the overplay would decrease from 27 to 22 match equivalent sessions per season. The club has a non turf pitch that is in poor condition. The replacement of the non-turf pitch would allow the clubs under 13 teams to play on it.</p> <p>The club is seeking a suitable location in the village to relocate to. The club would need to consult with the Nidderdale Amateur Cricket League on possible ground options. The Yorkshire Cricket Board and ECB would be able to support the process if required.</p> <p>The club's current usage is 47 match equivalent sessions per season. This capacity would require a good quality 10 wicket square.</p>	Short	Kirk Deighton Cricket Club/ECB/ Yorkshire Cricket Board/ Nidderdale Amateur Cricket League.	Low.	
<p>Long Marston Recreation Ground - Long Marston Cricket club Cricket: 1 square 8 pitches and 1 non-turf pitch. Secured community use. 'Good' quality pitches and 'standard' quality ancillary facilities.</p>	Enhance	Require motor powered rake; electric scoreboard, need more space in the Village Hall to act as meeting rooms, tearoom and toilets.	Short	Long Marston Cricket Club/ Long Marston Village Hall.	Low	
<p>Marton Cum Grafton Playing Field - Marton cum Grafton Cricket club Cricket: 1 square 6 pitches. Secured community use. 'Standard' quality pitches and 'poor' quality ancillary facilities.</p>	enhance	Need a scoreboard, outfield mower and roller. Need to eradicate rabbit infestation.	Short	Marton Cum Grafton Cricket Club/ ECB/ Yorkshire Cricket Board	Low	

Harrogate Borough Council

Playing Pitch Strategy – Appendix C – Individual Site Action Plans

Site Name/ Ownership/Description	Objective	Action	Timescale	Partners	Cost	Date Reviewed
Whixley Cricket Club Cricket: 1 square 11 pitches. Secured community use. 'Good' quality pitches and 'good' quality ancillary facilities.	Provide	The ground has existing overplay of 1 match equivalent session per season. This can be maintained by ensuring that grounds maintenance continues to be sustained. Future team growth will need to be assessed with use of an alternative ground in the future.	Medium	Whixley Cricket Club/ ECB/ Yorkshire Cricket Board	Low	
New Town Development Green Hammerton/Cattal Area	Protect	Any new sports provision arising from new housing development will need to be protected within the Local Plan.				
	Provide	<p>Sport England's New Development Playing Pitch Calculator Tool should be used to identify the playing pitch and ancillary facility demand and costs from the development for football, rugby union, hockey and cricket.</p> <p>On site development of a new cricket facility with ancillary facilities alongside football pitches forming a sports hub is considered sustainable for this development.</p> <p>However, there would need to be consultation with Yorkshire Cricket Board, England Cricket Board, Ground Maintenance Association, Sport England and Harrogate Council to determine the plausible need for an additional site or if off site contributions would be required based on the rural location</p>	Medium	Harrogate Borough Council. Housing Developers/ FA/ West Riding County FA/ England Rugby/ England Hockey/ ECB Yorkshire Cricket	High	

Harrogate Borough Council
Playing Pitch Strategy – Appendix C – Individual Site Action Plans

Site Name/ Ownership/Description	Objective	Action	Timescale	Partners	Cost	Date Reviewed
		<p>A 3G AGP should be considered as part of any new housing development at Green Hammerton and Catalall and be part of a wider sports hub provided by the development. Provision of a 3G AGP as part of a wider sports hub will meet the needs of existing and future football teams in the South East Sub Area. It will assist in alleviating over play at Green Hammerton playing fields and aid quality improvements through the transfer of play.</p> <p>Hockey and rugby will require off site contributions.</p>				
South Sub Area						
Beckwithshaw Playing Fields Football: 1 adult 11v11, Secured community use. 'Poor' quality pitch and ancillary facilities.	Enhance	FA Pitch Improvement Assessments should be undertaken to establish the investment needed to improve the adult 11v11 pitch from 'poor' quality to 'good' quality. This will enhance capacity of play and alleviate over play.	Short	West Riding County FA/ Beckwithshaw Saints FC/	Medium	
	Enhance	Changing rooms are of poor quality and need refurbishing.	Medium	Beckwithshaw Saints/ FA/ West Riding County FA.		

Harrogate Borough Council

Playing Pitch Strategy – Appendix C – Individual Site Action Plans

Site Name/ Ownership/Description	Objective	Action	Timescale	Partners	Cost	Date Reviewed
Beckwithshaw Cricket Club Cricket: 1 square 13 adult and 7 junior pitches. Secured community use. 'Standard' quality pitches and 'poor' quality ancillary facilities.	Enhance	<p>There is a need to invest in changing rooms and clubhouse to keep ageing facilities fit for purpose.</p> <p>There are currently two separate buildings with one for changing and another for hospitality. Club are currently worried that with no investment into facilities the club cannot sustain and grow their current participation levels.</p> <p>Practice facilities include a two-lane net with need of some investment to update.</p> <p>Currently no non tur pitch for additional on field practice/matches. This has been highlighted as not a priority from the club.</p> <p>Need for car park to be resurfaced and improvements made to the entrance to the site.</p>	Medium	Beckwithshaw Cricket Club/ ECB/Yorkshire Cricket Board		
	Provide	The club wishes to provide a women's team and has capacity to do so on a Sunday.	Short	Beckwithshaw Cricket Club	Low	
	Provide	The cricket club is in close proximity to the West of Harrogate new housing Developments. Off-site contributions to improve the existing pitch 'standard' quality to 'good' would increase capacity of play and enable increased participation from new residents. This would need to be supported by off-site contributions to improve changing and other ancillary facilities.	Medium	Beckwithshaw Cricket Club/ ECB/ Yorkshire Cricket Board	high	

Harrogate Borough Council

Playing Pitch Strategy – Appendix C – Individual Site Action Plans

Site Name/ Ownership/Description	Objective	Action	Timescale	Partners	Cost	Date Reviewed
Blubberhouses Cricket Club Cricket: 1 square 6 pitches. Secured community use. 'Standard' quality pitches and 'good' quality ancillary facilities.	Enhance	The cricket club needs to consult with Yorkshire Cricket Board, ECB and the Grounds Maintenance Association to potentially improve the grounds maintenance to enhance wicket quality; thus, increasing site capacity and eliminating overplay with potential spare capacity generated on site.	Short	Blubberhouses Cricket Club/ECB/ Yorkshire Cricket Board	Low	
	enhance	Need to eradicate mole infestation	Short	Blubberhouses Cricket Club		
Follifoot Cricket Club Cricket: 1 square 12 adult and 2 junior pitches. Secured community use. 'Good' quality pitches and 'poor' quality ancillary facilities.	Enhance	An extra fixed cricket net would help with junior training. There is a need for a new roller, grass cutting equipment and a new scoreboard.	Short	Follifoot Cricket Club/ ECB/ Yorkshire Cricket Board	Low	
	Provide	The club wish to provide a new under 17 team, 1 under 15 team and a mixed girls and women's team. There is availability for a girl's and women's team on a Sunday. The additional capacity could be achieved by reducing the adult pitches and increasing the junior pitches.	Short	Follifoot Cricket Club/ ECB/ Yorkshire Cricket Board	Low	

Harrogate Borough Council

Playing Pitch Strategy – Appendix C – Individual Site Action Plans

Site Name/ Ownership/Description	Objective	Action	Timescale	Partners	Cost	Date Reviewed
Sicklinghall Cricket Club Cricket: 1 square 10 pitches. Secured community use. 'Good' quality pitches and 'poor' quality ancillary facilities.	Provide	The club wish to introduce new teams 1 under 9 male team and 1 under 9 girls' team. There are 2 spare match equivalent sessions per season. The new team's capacity could be met by provision of a non-turf pitch adjacent to the grass square. Yorkshire Cricket Board would need to discuss with the club if a non-turf pitch is feasible.	Short	Sicklinghall Cricket Club/ ECB/ Yorkshire Cricket Board	Low	
Spofforth Cricket Club Cricket: 1 square 12 pitches. Secured community use. 'Good' quality pitches and 'standard' quality ancillary facilities.						
North West Sub Area						
Highside Playing Field – Kirby Malzeard Football: 1 adult 11v11, 1 7v7 mini soccer. Secured community use. 'Standard' quality pitches and 'good' quality ancillary facilities. Cricket: 1 square 7 pitches. Secured community use. 'Standard' quality pitches and 'good' quality ancillary facilities	Provide	The cricket club has spare capacity on site to that can provide for an additional Saturday team if required.	Short	Kirby Malzeard Cricket Club/ Nidderdale Amateur Cricket League	Low	
	Provide	The cricket club requires a new scoreboard	Short	Kirby Malzeard Cricket Club	Low	
Studley Royal Cricket Club – Galphay Lane Cricket: 1 square 18 pitches. Secured community use. 'Good' quality pitches and 'good' quality ancillary facilities.	Provide	Studley Royal Cricket Club at Galphay Lane is in close proximity to Claro Barracks new housing development. When considering off-site contributions this site should be considered.	Medium	Studley Royal Cricket Club/ ECB/ Yorkshire Cricket Board/ Harrogate Borough Council/ Claro Barracks Developers.	Low	
	Enhance	Need to refurbish fixed cricket nets to make them safe to use and fit for purpose.	Short	Studley Royal Cricket Club/ ECB/ Yorkshire Cricket Board	Low	

Harrogate Borough Council

Playing Pitch Strategy – Appendix C – Individual Site Action Plans

Site Name/ Ownership/Description	Objective	Action	Timescale	Partners	Cost	Date Reviewed
Studley Royal Cricket Club - Old Deer Park Cricket: 1 square 7 pitches. Secured community use. 'Good' quality pitches and 'good' quality ancillary facilities.	Provide	The club wishes to provide additional teams - 1 Under 17 team, 1 under 15 boys' team and 1 under 11 team. There is capacity to accommodate at the clubs 2 grounds.	Short	Studley Royal Cricket Club	Low	
Masham Sports Association - Masham Cricket Club Cricket: 1 square 13 pitches. Secured community use. 'Good' quality pitches and 'poor' quality ancillary facilities.	Enhance	The Club requires a new scoreboard. The clubhouse is in need of improvement and modernisation, changing rooms are needed to accommodate women's and juniors' cricket. There is also at threat of flooding due to close proximity of the river Nidd.	Medium	Masham Cricket Club/ Masham Sports Association/ECB/ Yorkshire Cricket	Medium	
	Provide	The club wishes to increase teams by 1 women's team and 1 girls' team. The Club has availability on a Sunday to accommodate 1 women's and girls' team and has the spare match equivalent capacity required.	Short	Masham Cricket Club	Low	
North Stainley Recreation Ground – North Stainley Cricket Club Cricket: 1 square 11 pitches. Secured community use. 'Standard' quality pitches and 'good' quality ancillary facilities.	Enhance	The Club requires fixed cricket nets and sight screens.	Low	North Stainley Cricket Club/ ECB/ Yorkshire Cricket Board	Low	
	Provide	If North Stainley Cricket Club improved the quality of the square from standard to good, this would decrease over play from 27 to 16 match equivalent sessions per season. The club wishes to provide a new girls' team and an U17 team in the future and this will increase the over play from 16 to 26 match equivalent sessions per season.	Short	North Stainley Cricket Club/ ECB/ Yorkshire Cricket Board/ Grounds Management Association/ Nidderdale Amateur Cricket League.	Low	

Harrogate Borough Council
Playing Pitch Strategy – Appendix C – Individual Site Action Plans

Site Name/ Ownership/Description	Objective	Action	Timescale	Partners	Cost	Date Reviewed
		The club would need to consult with the Yorkshire Cricket Board, ECB and the Grounds Management Association to potentially improve the grounds maintenance to increase site capacity and reduce overplay. There is a need to find a suitable location to meet the remaining overplay in the analysis area. The club would need to consult with the Nidderdale Amateur Cricket League on possible ground options. The Yorkshire Cricket Board and ECB would be able to support the process if required. Studley Royal CC and Masham CC have been identified as potential sites due to current existing capacity, but discussions with the League and Clubs would be needed				
Lofthouse and Middlemoor Cricket Club Cricket: 1 square 2 pitches. Secured community use. 'Poor' quality pitches and 'standard' quality ancillary facilities.	Provide	<p>This is a 'Poor' quality site. In the opinion of the ECB the site is not viable longer term due to size and they recommend no smaller than 6 grass wickets per square for costs and sustainability.</p> <p>Lofthouse and Middlemoor Cricket Club has one team that plays on a Saturday. The club would need to consult with the Nidderdale Amateur Cricket League on possible ground options. The YCB and ECB would be able to support the process if required.</p>	Short	Lofthouse and Middlemoor Cricket Club/ ECB/Yorkshire Cricket Board/ Nidderdale Amateur Cricket League.	Low	

Harrogate Borough Council

Playing Pitch Strategy – Appendix C – Individual Site Action Plans

In Addition to the above the sites below have identified playing fields and require protection within Harrogate Borough Council's Local Plan.

- Cundall Manor School
- Dacre Braithwaite C of E School
- Dishforth Airfield
- Fountain's C of E School Ripon
- Grewalthorpe C of E Primary School
- Harrogate College – Hookstone Road
- Meadowside Primary School
- Queen Ethelburgas College
- RAF Menwith Hill
- St Mary's School Knaresborough
- St Robert's Catholic Primary School
- St Wilfred's Catholic Primary School Ripon
- Saltergate Junior School
- Westville House Preparatory School
- Willow tree Community Primary School



Harrogate Borough Council

Playing Pitch Strategy

Appendix D – Outdoor Sports Assessments: Tennis, Netball and Athletics



Harrogate Borough Council

Playing Pitch Strategy – Appendix D – Outdoor Sports Assessments: Tennis, Netball and Athletics

Table of Contents

1. Tennis	1
Strategic Context	1
National Tennis Strategy	1
Lawn Tennis Association	1
Harrogate Tennis	2
Tennis Court Supply	5
Courts by sub-area	6
Courts with No Community Use	7
Padel Tennis Courts	8
Indoor Tennis Courts	8
Key Findings on Supply	9
Current Demand	10
National Demand Patterns	10
Latent Demand	12
Future demand	13
Balance Between Harrogate LTA Registered Tennis Court Supply and Demand	13
Future Needs	15
2. Netball	17
Organisational Context	17
Strategic Context	17
England Netball Strategy	17
Facility Development	18
Stakeholder Consultation	19
England Netball	19
Netball Court Demand	20
Population Growth and Future Demand	21
The options for securing netball court capacity	22
Protect	22
Provide	22
Enhance	22
Action Plan	22
Key Strategic Actions	23

Harrogate Borough Council

Playing Pitch Strategy – Appendix D – Outdoor Sports Assessments: Tennis, Netball and Athletics

3.	Athletics	24
	Strategic Context	24
	Harrogate Borough Athletics Facilities and Running Clubs	25
	Implications of the England Athletics Strategic Context	25
	Stakeholder consultation	25
	England Athletics	25
	Local Clubs	26
	Location of Athletics Facility	27
	Harrogate/Ripon Modelling	27
	The options for securing additional athletics facilities capacity	28
	Protect	28
	Provide	29
	Enhance	29
	Action Plan	29
	Key Strategic Actions	29

1. Tennis

Strategic Context

1.1. **Lawn Tennis Association (LTA):** The LTA is the governing body of the sport and supports the development of the game in Harrogate Borough.

National Tennis Strategy

1.2. The LTA's Vision is: 'Tennis Opened Up' and Mission is: 'To make Tennis relevant, accessible, welcoming & enjoyable'. Its Strategic Plan 2019 - 2023 'Tennis for Britain' (2019) contains the following priorities:

- **Visibility:** Broaden relevance and increase visibility of tennis all year round to build engagement and participation with fans and players.
- **Innovation:** Innovate in the delivery of tennis to widen its appeal.
- **Investment:** Support community facilities and schools to increase the opportunities to play.
- **Accessibility:** Make the customer journey to playing tennis easier and more accessible for anyone.
- **Engagement:** Engage and collaborate with everyone involved in delivering tennis in Britain, particularly coaches and volunteers, to attract and maintain more people in the game.
- **Performance:** Create a pathway for British champions that nurtures a diverse team of players, people and leaders.
- **Leadership:** Lead tennis in Britain to the highest standard so it is a safe, welcoming, well-run sport.

Lawn Tennis Association

1.3. The LTA's vision for tennis which has recently been introduced following a major consultative process. The vision is 'Tennis Opened Up' and the mission is to grow tennis by making it more relevant, accessible, welcoming and enjoyable. Strategic initiatives at county and national level aim to support this'.

Harrogate Borough Council

Playing Pitch Strategy – Appendix D – Outdoor Sports Assessments: Tennis, Netball and Athletics

- 1.4. The LTA wants to work with local networks, to promote a joined up, transformational improvement to existing facilities, largely through increasing the number of courts that are floodlit and covered but also courts that can be booked online. The LTA has a Local Harrogate Network. Harrogate Borough Council are engaged in the tennis network and are working in partnership to increase usage and financial sustainability (they do have an active charging policy for their courts in place).
- 1.5. The LTA has grant funding for Gate Access technology for courts in identified parks that have over 1,000 potential users within a 10min drive time.
- 1.6. The LTA also runs the 'Clubspark' online booking system, which enables players to book local courts.
- 1.7. The LTA has funding for fencing/floodlights, renovation works and court quality improvements and can provide clubs with loans
- 1.8. Padel Tennis is now integrated into LTA activities and played mainly in a doubles format on an enclosed court about a third of the size of a tennis court and can be played in groups of mixed ages and abilities, as it is not power dominant. The rules are broadly the same as tennis, although you serve underhand and the walls are used as part of the game with the ball allowed to bounce off them.

Harrogate Tennis

- 1.9. Tennis is a priority sport for Harrogate to help keep the population active and older for longer across the district. The vision is to have a simple and effective user journey for participants, with access to all venues operating a collaborative approach to promotion and connecting partners under one strategy.
- 1.10. Central to the vision is an identified need for a community accessible indoor tennis centre to not only provide for a gap in the market but also drive and connect the network. The proposed centre will be at Harrogate Spa Tennis Club, Harrogate. The delivery of the indoor tennis centre has currently been postponed. The proposed indoor tennis centre is crucial to delivering the network objectives by:
 - Providing a flagship facility for the town, district and county.
 - Being a sustainable and viable community multi-sports centre, acting as a hub for the local community and venues, targeting 1,000 new players.
 - Making connections to wider community groups across local sport, health, disability and social needs. This will build on existing Harrogate community and disability links connecting across local communities and partners.
 - Providing a coaching workforce to deliver outreach programmes and activity within park, club and education venues.
 - Offering a player pathway to a quality coaching programmes on site with long-term aspirations of LPDC status.
 - Providing a central resource to the education network, supporting and co-ordinating delivery with linked venues.
 - Being a venue of regional significance and competition venue attracting visitors to the town.
 - Being the exemplar sport for Harrogate council in terms of innovation, partnership, approach and sustainable outcomes.

Harrogate Borough Council

Playing Pitch Strategy – Appendix D – Outdoor Sports Assessments: Tennis, Netball and Athletics

- 1.11. Tennis Club membership contributes 3200 players across 14 registered venues. As a percentage of the population, Harrogate scores high compared with other Northern cities (Leeds, Sheffield and Manchester). Player participation is, however, predominantly seasonal due to the lack of community accessible covered facilities meaning 2,100 members play at outdoor clubs.
- 1.12. Outdoor tennis is provided through a network of 14 clubs and 3 parks covering a mix of more rural villages/market towns, and the more densely populated urban areas.
- 1.13. Each of the 3 larger urban conurbations have a park with tennis courts operating on a Play and Pay basis operated by Harrogate Borough Council. There are 9 courts across the three park sites.
- 1.14. Harrogate being home to Valley Gardens, a high footfall destination park acting as a shop window for new to tennis participants. There are 4 hard surface tennis courts which can be accessed during daylight hours throughout the year on a pay and play basis.
- 1.15. Ripon is home to Spa Park, which has 3 hard surface tennis courts which can be accessed during daylight hours throughout the year on a pay and play basis.
- 1.16. The third is Coyngnam Hall, Knaresborough. Conyngnam Hall has 2 hard surface tennis courts which can be accessed throughout the summer on a pay and play basis.
- 1.17. Valley Gardens and Ripon Spa Park operate an online booking service and bookings for Coyngnam Hall can be made at the Hut on site.
- 1.18. In addition, Nidderdale Leisure Centre provides 3 tennis courts/netball courts for hire.

Harrogate Borough Council

Playing Pitch Strategy – Appendix D – Outdoor Sports Assessments: Tennis, Netball and Athletics

1.19. There are 12 LTA Registered Tennis Clubs across Harrogate:

- Harrogate Spa Tennis Club
- Harlow Tennis Club
- Harrogate Racquets Club
- Boroughbridge Tennis Club
- Cundall Manor School/Tennis Club
- Knaresborough King James Tennis club/ King James School.
- Marton cum Grafton Tennis Courts Association
- Mashamshire Tennis Club – Masham Sports
- Almscliffe Tennis and Bowling Club
- Dacre Tennis Club – Max Pullen Sports Ground
- Ripon Tennis Centre
- Starbeck Tennis Club
- West Tanfield Memorial Tennis Club

1.20. There are 6 Unregistered Lawn Tennis Association Clubs and sites include:

- Birstwith Tennis Club
- Bishop Monkton Tennis Club
- Burton Leonard Tennis Club
- Kirkby Overblow
- Tockwith Tennis Club
- Kirby Malezeard Tennis Club

1.21. Commercial Clubs and sites include:

- David Lloyd Harrogate
- Nidd Hall Hotel and Leisure Club
- Origin Health Club, Ripon

1.22. Schools providing tennis courts include:

- Outwood Academy Ripon
- Ripon Grammar School
- Queen Ethelburgas College
- Queen Mary's School
- Army Foundation College
- Harrogate Grammar School
- Harrogate High School
- Rosset School Sports Centre
- St Aiden's C of E High School
- Ashville College
- Harrogate Ladies College – Main site
- Harrogate Ladies College – Swinton Courts
- Boroughbridge High school
- St John Fisher Catholic High School

Harrogate Borough Council

Playing Pitch Strategy – Appendix D – Outdoor Sports Assessments: Tennis, Netball and Athletics

Tennis Court Supply

- 1.23. This section summarises the detail of outdoor tennis court supply in Harrogate district. The courts included in the analysis are defined as hard courts permanently laid out with regulation markings for tennis.
- 1.24. The table below shows the courts with community use and used. In total there are 24 floodlit tennis courts and 48 non floodlit tennis courts across Harrogate District that are used by the community. Of the 24 sites 17 provide 'good' quality facilities. The remainder are rated as 'standard' quality.

Table 1: Courts with community use and used

Site	Post Code	Floodlit courts	Non-floodlit courts	Quality	Sub-area
Harrogate Spa Tennis Club	HG1 4BB	3	3	Good	Harrogate
Harlow Tennis Club	HG2 0DB	1	3	Good	Harrogate
Harrogate Racquets Club	HG2 8HA	1	3	Good	Harrogate
Starbeck Tennis Club	HG1 4DY	3	0	Good	Harrogate
Valley Gardens (Harrogate Borough)	HG1 2SF	0	4	Standard	Harrogate
David Lloyd Leisure	HG3 2XL	3	0	Good	Harrogate
Birstwith Tennis Club	HG3 2NN	0	2	Good	Nidderdale
Dacre Tennis Club – Max Pullen Sports Ground	HG3 4JP	0	3	Good	Nidderdale
Nidderdale Leisure Centre	HG3 5HL	0	3	Standard	Nidderdale
Bishop Monkton Tennis Club	HG3 3QL	0	2	Good	Central
Burton Leanord Tennis Club	HG3 3RZ	0	2	Standard	Central
Boroughbridge Tennis Club	Y051 9EA	3	0	Good	North East
Cundall Manor School	Y061 2RW	1	0	Good	North East
Almscliffe Tennis Club	LS17 0EG	3	0	Good	South
Kirby Overblow Wharfe View Playing Fields	HG3 1HN	0	2	Good	South

Harrogate Borough Council

Playing Pitch Strategy – Appendix D – Outdoor Sports Assessments: Tennis, Netball and Athletics

Site	Post Code	Floodlit courts	Non-floodlit courts	Quality	Sub-area
Knarborough King James Tennis Club / King James School Knarborough	HG5 8EB	0	3	Good	Knarborough
Conyngnam Hall (Harrogate Borough)	HG5 9AY	0	2	Standard	Knarborough
Tockwith Tennis Club	Y026 7PX	0	2	Standard	South East
Marton Cum Grafton Tennis Courts Association	YO51 9QJ	0	2	Good	South East
Kirby Malzeard - Highside	HG4 3SQ	0	3	2 Good 1 Standard	North West
Mashamshire Tennis Club – Masham Sports Association	HG4 4DY	0	3	Standard 2012	North West
Ripon Tennis Centre	HG4 3HJ	6	0	Good	Ripon
West Tanfield	HG4 3JX	0	3	Good	Ripon
Ripon Spa (Harrogate Borough)	HG4 2BU	0	3	Good	Ripon
TOTALS	-	24 courts	48 courts		-

Courts by sub-area

- 1.25. Courts with community use and used by sub-area are as follows. Harrogate has 24 courts (11 floodlit). Ripon has the next highest number 12 (6 floodlit). The next highest is Nidderdale with 8 courts. The remaining sub areas have an equitable distribution of courts.

Table 2: Courts by sub area with community use and used

Sub-area	Floodlit Courts	Non-Floodlit. Courts	Total
Harrogate	11	13	24
Central	0	4	4
Knarborough	0	5	5
Nidderdale	0	8	8

Harrogate Borough Council

Playing Pitch Strategy – Appendix D – Outdoor Sports Assessments: Tennis, Netball and Athletics

North East	4	0	4
Ripon	6	6	12
South East	0	4	4
South	3	2	5
North West	0	6	6
Harrogate District	24	48	72

Courts with No Community Use

- 1.26. The following courts are not available for community use. These sites are mainly school sites. Some coaching after school and during the school holidays take place at Rosset School and St John Fisher Catholic High School. The MoD have 9 courts – 2 at Claro Barracks and 7 at the Army Foundation College.

Table 3: Tennis courts not generally available for community use

Site	Courts
Outwood Academy - Ripon	6
Ripon Grammar School - Ripon	5
Queen Ethelburgas College	5
Army Foundation College - Harrogate	7
Claro Barracks (MoD) - Ripon	2
Rosset School/ Harrogate	5
Harrogate High School Harrogate	3
Ashville College Harrogate	6
Harrogate Ladies College – Main site Harrogate	4

Harrogate Borough Council

Playing Pitch Strategy – Appendix D – Outdoor Sports Assessments: Tennis, Netball and Athletics

Site	Courts
Harrogate Ladies College – Swinton site Harrogate	2
Boroughbridge High School – North East	3
St John Fisher Catholic High School - Harrogate	4
Total	52

Padel Tennis Courts

- 1.27. A padel court is slightly smaller than the boundary area of a singles tennis court. Two official size padel courts can easily be constructed within the area of a full-size tennis court. Courts can be built either outdoors or indoors with the same considerations as a tennis court.

Table 4: Padel Tennis Courts Harrogate

Site	Floodlit Outdoor	Indoor	Sub-area
Harrogate Sports And fitness Centre	3	0	Harrogate
Surge Padel – hornbeam Park	0	6	Harrogate

- 1.28. Ripon Tennis Centre has applied for planning permission to provide 2 padel tennis courts.

Indoor Tennis Courts

- 1.29. David Lloyd Harrogate has 4 indoor courts and Ripon Tennis Centre provided 2 indoor courts.
- 1.30. Harrogate Spa Tennis Club is on land at the end of Claro Park and adjacent to Harrogate High School. The club obtained planning permission in 2015 (Decision notice ref 6.79. 4323.T. FULMAJ Dated 20th March 2015). To build six outdoor tennis courts and indoor provision. Between 2015 and now the Harrogate Spa Tennis Club have been working closely with the Lawn Tennis Association to realise both their and the Association’s ambition to provide indoor tennis courts as part of the Lawn Tennis Association’s initiative, “Transforming British Tennis Together”.
- 1.31. To reflect the Lawn Tennis Association’s design criteria and also the funding position to enable the Harrogate Spa Tennis Club project to proceed. In November 2020 a Section 73 application was submitted to Harrogate Borough Council in response to these changes - 20/04600/DVCMAJ.

Harrogate Borough Council

Playing Pitch Strategy – Appendix D – Outdoor Sports Assessments: Tennis, Netball and Athletics

- 1.32. As a result of the significant cuts to grants and funding available. It was proposed to provide an extension of 50sqm to the existing Harrogate Spa Tennis Club clubhouse structure rather than provide a new club house.
- 1.33. In April 2022 the trustees of Harrogate Spa Tennis Club adjusted their vision and aims and have suspended their plans for indoor tennis courts for the time being. The club has devised an alternative, hopefully interim, but still significant, development plan which involves the provision of a new pavilion, two Padel tennis courts, LED floodlights to all tennis courts and extended car parking & landscaping.
- 1.34. Since establishing itself at the Claro Park site, Harrogate Spa Tennis Centre has expanded its original 49 adult members (plus pay and play users) to 240 adults. It has also grown from no juniors at all to 129 juniors. In addition, when public health restrictions allowed, a further 200 pupils from Harrogate High School have taken tennis coaching as part of their core curriculum.

Key Findings on Supply

- 1.35. The key findings are as follows:
 - There are 72 tennis courts with community access in Harrogate District, 24 of which are floodlit. Floodlit courts equate to 33% of the total courts. The LTA would like to see the number of floodlit courts rise to 50%.
 - Harrogate sub area has 24 courts (11 floodlit). Ripon sub area has the next highest number 12 (6 floodlit). The next highest sub area is Nidderdale with 8 courts. The remaining sub areas have an equitable distribution of courts.
 - The quality of tennis courts is generally good. Of the 24 community use sites 17 are of good quality the remaining are of standard quality. The standard quality sites need attention to tennis court surface or fencing requires repairing.
 - Accessibility of courts is good, with the entire population within 20 minutes driving time of the nearest facility.
 - Only nine courts are on Park sites and available for casual pay and play use. Club sites do offer pay and play sessions and visitors can use some courts. The majority of community use courts are available for club members.
 - Across Harrogate District there is significant opportunity within the education network to open up school tennis courts for public use. In the future. Usage and participation could be enhanced given:
 - Improved accessibility during community hours

Harrogate Borough Council

Playing Pitch Strategy – Appendix D – Outdoor Sports Assessments: Tennis, Netball and Athletics

- A co-ordinated approach to promoting available courts
- Improved links to club venues to provide a coaching workforce
- Improved condition of courts.

Current Demand

- 1.36. There are 13 LTA Registered Tennis Clubs across Harrogate and 6 unregistered clubs. There are 3 commercial based clubs and 3 Harrogate Borough Parks sites and Nidderdale Leisure Centre that have demand for tennis facilities across Harrogate.

National Demand Patterns

- 1.37. LTA data on national tennis playing demand patterns is instructive for describing activity patterns in Harrogate district.
- 1.38. **Location of play:** The importance of parks courts is emphasised by the following data on where people play tennis. Parks are the highest where people play 32%. Hence the need to protect Harrogate 3 park facilities and enhance them.

Table 5: National Survey – Location of Play

Location	% Players
Parks	32%
Education sites	21%
Tennis clubs	14%
Leisure centres	10%
Gyms/health clubs	7%
Private courts	5%
Indoor tennis centres	5%
Elsewhere	5%

- 1.39. **Organised play:** Parks players are less reliant on organised tennis activity but heavily reliant on using parks for social tennis with friends and family:

Table 6: National survey Organised Play

Harrogate Borough Council

Playing Pitch Strategy – Appendix D – Outdoor Sports Assessments: Tennis, Netball and Athletics

Type of Tennis	% Parks Players	% Club Players
Social tennis with friends/family	90%	74%
Informal tennis	15%	18%
Individual tennis competition	2%	17%
Group coaching/lessons	2%	15%
Team tennis competition	1%	13%
Private lessons	1%	11%
Cardio tennis	3%	8%

1.40. **Satisfaction levels with courts:** The % of players of each type who are ‘very satisfied’ are as follows:

Table 7: National Survey – Satisfaction Levels with Courts

Aspects of courts	% Parks players	% Club players
Safety of courts	28%	49%
Proximity to home	31%	45%
Condition of courts	13%	39%
Ease of booking	16%	35%
Cost of courts	36%	31%
Availability of courts	19%	30%
Number of courts	13%	30%
Customer service	10%	27%
Ancillary facilities	5%	26%

1.41. **Awareness of local tennis courts:** The importance of publicising court availability is emphasised by the following findings.

Table 8: National Survey – Awareness of Local Tennis Courts

Type of court	% People aware
Parks courts	31%
Tennis club courts	28%
Leisure centres	27%
Education courts	15%
Indoor tennis centres	10%
Gyms/health clubs	12%
Other courts	9%
No facilities nearby	11%
No known facilities nearby	25%

Latent Demand

1.42. The Lawn Tennis Association has identified from Sport England's Market Segmentation Tool that latent demand across Harrogate District is 3,321 persons with 3,254 persons playing tennis.

Harrogate Borough Council

Playing Pitch Strategy – Appendix D – Outdoor Sports Assessments: Tennis, Netball and Athletics

Future demand

1.43. This has been assessed as follows:

1.44. **Participation rates:** Sport England’s ‘Active Lives’ survey has recorded adult (16+) weekly participation rates for tennis at national level since 2015:

Table 9: Sport England Active Lives Tennis National Participation Rates

Nov 2015 Nov 2016	May 2016 May 2017	Nov 2016 Nov 2017	May 2017 May 2018	Nov 2017 Nov 2018	May 2018 May 2019	Nov 2018 Nov 2019	May 2019 May 2020	% Change
2.0%	1.9%	1.9%	1.9%	1.7%	1.7%	1.6%	1.6%	-0.4%

1.45. **Population growth:** Three scenarios have been modelled for future needs:

- **Claro Barracks:** The requirement is based on a housing development of 1,300 new homes, an expected occupancy rate of 2.3 people per dwelling, resulting in a new population of 2,990. On the basis that 1.6% of the population participate. This would mean out of 2,990 residents 48 would participate in tennis. Provision of 1 floodlit tennis court would provide for this.
- **West of Harrogate:** The requirement is based on a housing development of 2,195 new homes and an expected occupancy rate of 2.3 people per dwelling, resulting in population increase of 5,049. On the basis that 1.6% of the population participate. This would mean out of 5,049 residents 81 would participate in tennis. Provision of 2 tennis courts would provide for this.
- **Green Hammerton/Cattal:** The requirement is based on a housing development of 3,000 new homes and an expected occupancy rate of 2.3 people per dwelling, resulting in a population growth of 6,900. On the basis that 1.6% of the population participate. This would mean out of 6,900 residents 110 would participate in tennis. Provision of 2 floodlit tennis courts would provide for this.

Balance Between Harrogate LTA Registered Tennis Court Supply and Demand

1.46. The LTA calculates the capacity of tennis courts in relation to ‘Estimated Membership Capacity’. This is applied to all LTA registered club courts, on the basis that:

- A floodlit outdoor court has a capacity of 60 members.
- A non-floodlit outdoor court has a capacity of 40 members.

Harrogate Borough Council

Playing Pitch Strategy – Appendix D – Outdoor Sports Assessments: Tennis, Netball and Athletics

- 1.47. The results of applying this to LTA registered courts across Harrogate is tabulated below. Over and Under Capacity are shown. The analysis shows that of the 13 clubs identified below 6 are under capacity and 7 are over capacity. The sites with over capacity are Cundall Manor School, David Lloyd Harrogate but this over capacity could be taken up by the indoor courts. Harrogate Racquets Club floodlighting on the 4 court would increase capacity. Harrogate Spa Tennis Club. The club will cater for more members when the indoor courts are built. Additional floodlighting on 3 outside courts would assist with capacity. Marton Cum Grafton capacity would improve if tennis courts were floodlit. Ripon Tennis Centre is at capacity. The building of 2 padel tennis courts will provide additional capacity.

Table 10: Harrogate LTA Registered Clubs Over and Under Capacity

Club	Number of Non-Floodlit Courts	Number of Floodlit Courts	Average Members per court and Total Members per court	Capacity	Over/ under Capacity
Almscliffe Tennis Club	0	3	55 = 165	180	Under
Boroughbridge Tennis Club – Aldborough Road Sports Ground		3	46 = 138	180	Under
Cundall Manor – Mary Rose Tennis Club/Coaching Cundall Manor School		1	71 = 71	60	Over
Dacre Tennis Club	3	-	21 = 63	120	Under
Harlow Tennis Club	1	3	42 = 168	220	Under
David Lloyd Harrogate		3	115 = 345	180	Over
Harrogate Racquets	1	3	102 = 408	220	Over
Harrogate Spa Tennis Club	3	3	369	300	Over
Knaresborough King James	0	3	38 = 114	180	Under
Marton Cum Grafton	2	-	70 = 140	80	Over
Mashamshire	3	-	36 = 108	120	Under
Ripon Tennis Centre		6	63 = 378	360	Over
Starbeck Tennis Club		3	37 = 111	180	Under

Future Needs and Actions

- 1.48. Future demand patterns are likely to be similar to current levels, based on participation trends but the higher population projections will create a requirement for additional courts in 2035. These are identified as follows:
- Claro Barracks Housing Development – 1 floodlit tennis court
 - West of Harrogate Housing Development – 2 tennis courts
 - Green Hammerton/Cattal Housing Development – 2 floodlit tennis courts.
- 1.49. The quality of tennis courts is generally good, but surface improvements and line markings need to be undertaken on the standard quality sites. Valley Gardens has undertaken fencing repairs.
- 1.50. All court providers will need to continue to invest in maintaining and improving their facilities, so if this process can be assisted with funding from developer contributions in the future, it seems reasonable to assume that local provision will continue to be upgraded regularly.
- 1.51. Protecting existing tennis courts through the Local Plan will be key both to securing local provision by ensuring that planning policy supports the retention of existing facilities, unless the loss of a facility would involve its replacement with a facility of at least the equivalent size, quality and accessibility.
- 1.52. Protecting and enhancing the 3 Harrogate Borough Park sites is important as they are the only sites that are not club sites with memberships although some club sites do allow non-members to book courts when not being used by the club. Development of a sustainable model for all 3 parks should be discussed with the LTA, for example, using technology to maximise usage and revenue, delivering efficiencies, reducing costs, widening access and achieving long term sustainability. This would significantly improve the sustainability model for park courts and potentially secure future investment.
- 1.53. Enhancing existing tennis court capacity by:
- Ensuring that the courts and ancillary facilities receive regular maintenance and improvements, funded by developer contributions where appropriate.
 - Addition of floodlights at appropriate sites. The LTA would like to raise the current 33% of courts with floodlights to 50%. Sites for consideration would include:
 - Valley Gardens (Harrogate),
 - Ripon Spa (Ripon)
 - Conyngham Hall (Knaresborough).
 - Dacre Tennis Club,
 - Marton cum Grafton Tennis Club and
 - Mashamshire Tennis Club.

1.54. Education sites not providing community access to tennis courts need to consider:

- Improved accessibility during community hours by the community.
- A co-ordinated approach to promoting available courts
- Improved links to club venues to provide a coaching workforce
- Improved condition of courts.

1.55. All Clubs and public courts should use the LTA Clubspark and be encouraged to provide pay and play facilities.

2. Netball

Organisational Context

2.1. England Netball is the governing body of the sport and supports the development of the game across the Harrogate District

Strategic Context

England Netball Strategy

2.2. In November 2021 England Netball launched a 10-year 'Adventure Strategy' for the game with a new brand identity for the organisation.

2.3. England Netball's 'Adventure Strategy' shares a purpose-led ambition for the game, to build on the momentum the sport has seen in recent years and take it to new heights for the decade ahead.

2.4. The 'Adventure Strategy' outlines the intention to:

- accelerate the development and growth of the game at every level, from grassroots to the elite,
- elevate the visibility of the sport, and
- lead a movement to impact lives on and beyond the court.

2.5. At the heart of its purpose, England Netball, with its proud and unique female foundations, will remain dedicated to increasing opportunities for women and girls to play the game as a priority, working tirelessly to address the gender participation gap in sport that has widened since the global pandemic.

2.6. Underpinned by years of engaging with and delivering netball for female communities, the organisation pledges to understand, support and nurture women and girls more deeply at every life stage, at every age.

2.7. The organisation is also committed to opening the sport to new audiences in every community, so netball better represents the rich diversity of the country it proudly represents, and ensures the sport continues to evolve and adapt to thrive in the future, helping to create a truly inclusive sport for all where everyone can belong, flourish and soar. A recent partnership announcement with England Men's and Mixed Netball Association (EMMNA) to help develop and grow male participation in the game, supports this commitment as England Netball pledges to promote difference and embrace the opportunity to make the sport a possibility within everyone's reach.

Harrogate Borough Council

Playing Pitch Strategy – Appendix D – Outdoor Sports Assessments: Tennis, Netball and Athletics

- 2.8. Transforming netball for children and young people is a strategic priority to protect the future of the sport. Working with schools and policy makers to extend physical literacy within, and after the school day with a focus on netball specific provision will pave the way for greater community participation. The organisation will accelerate the expansion of its Bee Netball programme for young children, whilst supporting teens and young women to stay in the game to keep them physically active and in the game for life.
- 2.9. The elite game is in focus too, with the ambition for the Vitality Roses to be the best female sports team in the world, supporting the national team to consistently win on the world stage, with an outstanding talent pathway in place to fuel sustainable successes on court, and setting new standards for netball. The professionalisation of the game over the next decade is a priority, focusing on growing world-leading international and domestic competitions and events, and creating more careers in the sport.
- 2.10. Grounded in feedback from the Netball Family, with over 3,000 members and stakeholders consulted as part of the strategic process to understand what they wanted netball to 'look like' in 2031, the plan is aspirational and ambitious and sees the organisation pledge to continue to be a trailblazer for women's sport as it embarks on its new adventure.

Facility Development

- 2.11. The facility development aspirations stated within the Strategy are to:
- Take a fresh look at the spaces required to support the sport, creating accessible places in every community to allow netball to be incorporated into how and where women and girls live their lives;
 - Protect, enhance, and extend the network of homes that house the sport at a local and regional level;
 - Develop an elite domestic professional competition that supports full time athletes underpinned by a world class infrastructure and environments.
- 2.12. For England Netball to achieve its ambitions to make the game accessible to wider audiences and in every community, it encourages Local Authorities to adopt policies within Playing Pitch Strategies and Built Facilities Strategies that:
- Facilitates informal netball activity within neighbourhood multi use games areas for example by installing combined outdoor basketball and netball goals and art courts in Neighbourhood Equipped Areas for Play (NEAPs).
 - Incorporates the cultural and health needs of women and girls within any designs for improved or new facilities.
 - Protects and enhances netball facilities within all Primary and Secondary School environments so they offer a positive first experience of the sport for students and the wider community during out of school hours.
 - Supports the installation of floodlights on outdoor courts to increase all year-round use.
 - Facilitates the development of netball growth programmes, club training and competition within public leisure centres.

Stakeholder Consultation

England Netball

2.13. Consultation with the England Netball highlighted the following issues:

- Identified that the community netball courts provided across Harrogate District are of average quality – under England Netball court guidance.
- Harrogate District is the main source of netball for North Yorkshire
- Competitive minor league based in Harrogate uses indoor facilities at Ashville College, Harrogate Grammar School and Boroughbridge High School.
- Ripon has a large adult club Ripon City Netball Club and a junior club Ripon Rockets Netball Club based at Ripon Grammar School
- Expensive to run indoor sessions cost £50.00 per hour plus coach hire. Budget restraints stops participation.
- Demand to get more sessions running but need more coaches and facilities
- Back to Netball, Walking Netball and Netball Now all running.

2.14. Priorities for England Netball in Harrogate are:

Priority 1 - The delivery of Walking Netball programmes is a priority for the Harrogate area – this is a social and recreational programme for those that want to participate in a slower paced version of the game and have a cup of tea with friends afterwards. The programme does not rely on a formal netball court. Access to indoor (in the winter) and outdoor (during the day) spaces that can be modified to accommodate portable netball posts and line markings. Programmes often take place during the day as well as in the evenings. Finding venues in Harrogate to accommodate these programmes isn't an issue. There are however difficulties in recruiting and deploying Walking Netball 'hosts' to run the sessions on a regular basis.

Priority 2 – The protection of the following key venues is also a priority for England Netball in Harrogate;

- Ashville School – 5 outdoor courts non floodlit
- Harrogate High School - 2 outdoor courts and 3 outdoor part floodlit courts.
- Harrogate Grammar School – 5 outdoor courts non floodlit
- Boroughbridge High School – 2 outdoor courts non floodlit
- Harrogate Ladies College – 2 outdoor courts non floodlit
- St Aiden's Church of England High School – 3 outdoor courts non floodlit
- Ripon Grammar School – 4 courts outdoor non floodlit (1 court cannot be used)

These venues accommodate a significant amount of School, Club and League netball activity at a junior and senior level. Organisations who are based at these venues are considered crucial to the grass roots development of the sport.

Harrogate Borough Council

Playing Pitch Strategy – Appendix D – Outdoor Sports Assessments: Tennis, Netball and Athletics

Netball Court Demand

2.15. Netball clubs in Harrogate Borough and the outdoor courts where they play are as follows:

Table 11: Harrogate Borough Netball clubs and Facilities Used.

Club	Courts	Teams
Harrogate Halos Junior Netball Club	Harrogate High School Ainsty Road, Harrogate, North Yorkshire, HG1 4AP	Training Mondays 7.00pm – 8.00pm
Hi Lites Netball Club	Ashville College Sports Centre, Yew Tree Lane, Harrogate, HG2 9JP.	<ul style="list-style-type: none"> • U12's train each Friday between 6.00pm – 7.00pm • U13's train each Friday between 6.00pm-7.00pm
Harrogate Aspire Netball Club	Ashville College Sports Centre, Yew Tree Lane, Harrogate, HG2 9JP.	<ul style="list-style-type: none"> • Girls in Years 7 train each Thursday between 6pm – 7.30pm • Girls in Years 8 and 9 train each Wednesday between 6pm-7.30pm • Girls in Years 10 and 11 train each Wednesday between 7.30-9.00pm • Girls in Years 12 and 13 train each Thursday between 7.30pm-9.00pm. <p>North Yorkshire Junior Netball League</p>
Harrogate Phoenix Netball Club	Ashville College Sports Centre, Yew Tree Lane, Harrogate, HG2 9JP. Harrogate Ladies College Clarence Drive, Harrogate, HG1 2QG.	<ul style="list-style-type: none"> • U14's train each Monday between 6pm – 7.00pm Ashville College • U16's train each Wednesday between 6pm-7.00pm Harrogate Ladies College • Seniors train each Wednesday between 7.00-8.30pm Harrogate Ladies College <p>Senior Leagues: West Yorkshire Premier League Yorkshire Regional Division 2 North Yorkshire Netball Association League Harrogate District Netball League</p>
Ripon City Netball Club	Ripon Grammar School Ellington House Clotherholme Road, Ripon HG4 2DG	Senior's training and competition. Training Wednesday evenings 8.00pm
Ripon Rockets Netball Club	Ripon Grammar School Ellington House Clotherholme Road, Ripon HG4 2DG	Under 18s, under 11's and Seniors tr Ripon Grammar School is the home of Ripon Rockets netball club and Saturday afternoons is Junior training sessions ll teams play in the North Yorkshire and Harrogate Senior and Junior Leagues as well as at a Regional Level.
Ripon Raiders and Fillies Netball Clubs	Ripon Grammar School Ellington House Clotherholme Road, Ripon HG4 2DG	Train Tuesday evenings 7.00pm – 8.00pm

Population Growth and Future Demand

2.16. This has been assessed as follows:

- **Participation rates:** Sport England’s ‘Active Lives’ survey has recorded adult (16+) weekly participation rates for netball at national level since 2015:

Table 12: Sport England Active Lives Survey (Netball Participation Rates)

Nov 2015 Nov 2016	May 2016 May 2017	Nov 2016 Nov 2017	May 2017 May 2018	Nov 2017 Nov 2018	May 2018 May 2019	Nov 2018 Nov 2019	May 2019 May 2020	% Change
0.7%	0.6%	0.6%	0.6%	0.6%	0.7%	0.7%	0.6%	-0.1%

2.17. **Population growth:** Three scenarios have been modelled for future needs:

- 2.18. **Claro Barracks:** The requirement is based on a housing development of 1,300 new homes, an expected occupancy rate of 2.3 people per dwelling, resulting in a new **population** of 2,990. On the basis that 0.6% of the population participate. This would mean out of 2,990 residents 18 would participate in netball. This will create demand for additional facilities in the Ripon area. England Netball have said that they would like to see an additional 2 outdoor courts in the Ripon area to meet current and future demand. If courts at Ripon Grammar School had floodlights this would assist with club training needs,
- 2.19. **West of Harrogate:** The requirement is based on a housing development of 2,195 new homes and an expected occupancy rate of 2.3 people per dwelling, resulting in population increase of 5,049. On the basis that 0.6% of the population participate. This would mean out of 5,049 residents 30 would participate in netball. If multi use games areas are to be provided as part of the development netball court line markings should be put in place.
- 2.20. **Green Hammerton/Cattal:** The requirement is based on a housing development of 3,000 new homes and an expected occupancy rate of 2.3 people per dwelling, resulting in a population growth of 6,900. On the basis that 0.6% of the population participate. This would mean out of 6,900 residents 41 would participate in tennis. Provision of 1 netball court would provide for this.

The options for securing netball court capacity

2.21. The options for securing existing netball court capacity to meet current and future needs are as follows:

Protect

2.22. Protecting existing netball courts through the Local Plan will be key both to securing local provision by ensuring that planning policy supports the retention of existing facilities, unless the loss of a facility would involve its replacement with a facility of at least the equivalent size, quality and accessibility.

Provide

2.23. There is a need to provide two additional courts to meet demand arising from the higher population growth projections at Claro Barracks. These could be provided by bringing one netball court at Ripon Grammar School back into use and an additional court marked on a Multi-Use Games Area or a Multi-Use Games Area providing line markings for 2 courts. West of Harrogate – any multi use games areas to provide netball court line markings and Green Hammerton Cattal a minimum of 1 netball court either stand alone or on a school site providing community use.

Enhance

2.24. Enhancing existing netball court capacity by:

- Improving the court surfaces at Ripon Grammar School and bringing back into use the 4th netball court.
- Adding floodlights at sites where this is appropriate – Ripon Grammar School

Action Plan

2.25. The tables below set out the action plan for netball courts to guide the implementation of the strategy. The implementation of all proposals will subject to resource availability both in terms of funding and in terms of the staffing (particularly for MVDC) necessary to undertake the work required to pursue the actions. The capital cost estimates are based upon Sport England's *'Facility Costs - Second Quarter of 2021'* (2021).

Harrogate Borough Council

Playing Pitch Strategy – Appendix D – Outdoor Sports Assessments: Tennis, Netball and Athletics

Key Strategic Actions

Table 13: Netball Actions

Issues	Action	Lead/Facilitator	Partners	Resources	Priority
Protection of existing netball courts.	Include a policy in the Local Plan to protect all existing netball courts public, primary schools and secondary schools.	Harrogate Borough Council	-	-	High
Funding for future netball court needs.	Ensure that developer contributions are collected from developers for provision at development site – Claro Barracks (2 courts), West of Harrogate (Multi Use Games Area with netball court markings) and Green Hammerton/ Cattal (a minimum of 1 netball court either stand alone or on a school site providing community use).	Harrogate Borough Council	Developers	£50,000 per court	High
Netball court markings on MUGAs	Ensure that netball courts are marked on all MUGAs, to facilitate the expansion of the game.	Harrogate Borough Council	Developers/ Schools	£1,000 per MUGA	High
Provide sessions such as Walking Netball at suitable sites	Harrogate Borough Council to work with England Netball to provide sustainable Walking Netball Sessions across Harrogate District	Harrogate Borough Council	England Netball/ Netball Clubs		Low

3. Athletics

Strategic Context

3.1. 'England Athletics' 'Facilities Strategy 2018 - 2025' contains the following material of relevance:

'The strategic ambition is 'to create an innovative and inspiring network of sustainable athletics facilities, with the capacity to meet current and future demand across England'.

3.2. 'England Athletics is aware that athletics facilities have traditionally been built to a very rigid design (a 400m oval with 6-8 lanes with a natural turf infield). With the challenges faced by public sector bodies, a key driver of this strategy is to 'break the mould' and give clubs, operators and investors the ability to innovate and develop a new generation of athletics facilities that are both inspiring and viable. Not all clubs/athletes need a 400m oval track. The fundamentals of run, jump, throw can be taught on scaled down facilities that are much more appropriate and attractive for beginners / younger users and cost much less to build and maintain'.

3.3. 'England Athletics has adopted UK Athletics' strategic position to concentrate on preserving and improving the existing stock of 400m tracks rather than seeking to build additional ones. However, there are areas in the country where journey time to the nearest full-size outdoor track is greater than ideal and there are places where good coaching has created significant demand despite the lack of a local athletics facility. Innovative, new entry level athletics facilities are intended to fill this gap, providing facilities in places where there is insufficient demand, funding or land to accommodate a full-size track. A Compact Athletics facility or 200m MiniTrack can take a number of forms, but essentially provides a synthetic track/oval with some capacity for basic jumps and throws, enabling core athletic skills to be taught, enjoyed and developed. It can then be linked into a wider network of more traditional athletics facilities using a 'hub and spoke' approach'.

3.4. 'Priority will be given to developing innovative athletics facilities at locations where there is proven demand, a base of athletics participation and a partnership that enables the facility to be maintained, managed and financially secure. It may, for example, be a useful, first stage enabling development for clubs that do not have access to a facility or for those seeking to establish a base for the sport in a town or community that is presently not served by a standard synthetic athletics track. Suitable locations might include primary/secondary schools to complement existing sport/play provision. As additions to existing sports and leisure facilities. Aligned to tracks developed for seasonal running, such as grass marked routes at secondary schools. Compact / MiniTrack facilities will mainly develop athletes up to the age of 16, so ideal locations will have a high under 16 population within a 20-minute drive time.

Harrogate Borough Athletics Facilities and Running Clubs

3.5. There are no community use athletic facilities in Harrogate Borough. There are three facilities that are for private use only:

- Army Foundation College – Cinder Track
- RAF Menworth – Synthetic Track
- Queen Ethelburg's College - Synthetic Track

3.6. There are a number of running clubs across the Borough:

- Nidd Valley Road Runners – Based at Granby Hockey Centre
- Knaresborough Striders – Based at Knaresborough Cricket Club
- Harrogate Harriers and Athletic Club – Based at Ashville Sports Centre and Harrogate Squash Club
- Ripon Runners – Based at Ripon Rugby Club.

Implications of the England Athletics Strategic Context

3.7. The strategic approach is to concentrate on preserving and improving the existing stock of 400m tracks rather than seeking to build additional ones. However, for areas like Harrogate Borough where there is no track but some demand for athletics, it promotes the concept of 'Compact/Mini-track Athletics Facilities' to provide some specialist local provision.

Stakeholder consultation

England Athletics

3.8. Consultation with England Athletics highlighted the following issues:

3.9. **England Athletics Facilities Priorities:** These are as follows:

- To ensure that the allocation of resources to new and existing track and field facilities is prioritised to those that have the greatest potential to impact positively on general participation, club membership growth and retention, and improved personal performance'. To support this priority England Athletics will:
 - Encourage all tracks to seek accreditation through 'TrackMark'.

Harrogate Borough Council

Playing Pitch Strategy – Appendix D – Outdoor Sports Assessments: Tennis, Netball and Athletics

- 'Help venues to identify the level in the Hierarchy of Facilities that is most appropriate for them and support clubs and operators seeking to raise funding to maintain facilities at that level'.
- Prioritise new track and field facilities within multi-sport hubs.
- Seek to be actively involved in the development of local planning policies wherever possible.
- Support new 200m indoor tracks and indoor athletics training facilities where there is a proven demand and a clear geographical gap in supply.
- 'To actively encourage athletics and running facilities to be used to their fullest possible extent by the sport and by all sections of the community in order to maximise viability'. To support this priority England Athletics will:
 - Support athletics clubs in discussions with facility operators and local authorities over the use of the track infield for other pitch sports and collate examples of good practice and design guidance.
 - Support clubs and groups to ensure the facilities they use for athletics activity are accessible to all.
 - Help clubs to develop a strong partnership with facility owners/operators and will share examples of good practice.
 - Provide advice and guidance to clubs actively pursuing an asset transfer.
 - Help athletics and running clubs to become more professional and sustainable in how they operate.
 - Encourage new partnerships between athletics clubs and schools that have available indoor facilities.
- 'To encourage innovative approaches to the location and design of facilities for individual components of the sport in order to increase reach and create sustainability and viability'. To support this priority England Athletics will:
 - Expect all new and refurbished floodlight schemes to deliver a minimum of 100lux across the whole of the track and the infield.
 - Support clubs in exploring options for improved environmental sustainability and will share examples of good practice.
 - Support the development of MiniTracks/Compact athletics facilities where there is a viable business case.
 - Consider supporting facility innovations involving non-standard track shapes, designs and uses providing they are backed by a sound business case.
 - Continue to lobby bodies with an influence over urban design, to ensure that the needs of runners are considered alongside those of cyclists and pedestrians.
 - Continue to lobby for the free use of public parks and open spaces by runners and voluntary running groups.
 - Assist road running clubs that are looking for somewhere to meet, by introducing them to sports clubs in their area that have suitable facilities.

Local Clubs

- 3.10. Ripon Runners: Has been lobbying for an athletics facility to be provided as part of the Claro MoD housing development. England Athletics would support a running loop / route that could also be used by cyclists. British Cycling has confirmed they would support this type of facility.

Harrogate Borough Council

Playing Pitch Strategy – Appendix D – Outdoor Sports Assessments: Tennis, Netball and Athletics

- 3.11. Harrogate Harriers Athletics Club: Has been involved in discussions with Harrogate Grammar School. And England Athletics. These discussions involved provision of a synthetic training track with some throw areas and also discussed a loop around the track with British Cycling to accommodate road running and cycling. The project has fallen through. The club has discussed a track facility with Huddersfield Rugby club and are now in discussions with Ashville College where the club use the Ashville College Sports Centre for junior track and field training.

Location of Athletics Facility

- 3.12. England Athletics has confirmed that the work undertaken around the failed Harrogate Grammar School scheme certainly made a strong case for an athletics facility in the Harrogate district. Having said that the data shows that this would be best serviced by an entry level, multi-sport facility and (looking at the figures below), this would ideally be located in/around the Harrogate area.
- 3.13. England Athletics facility population catchment thresholds are:
- 400m track (exclusive catchment): Minimum 150,000 exclusive population (equates to 450 members)
 - MiniTrack (exclusive catchment): Minimum 40,000 exclusive population (equates to 120 members)
 - Compact (exclusive catchment) : Minimum 17,500 exclusive population (equates to 50 members)

Harrogate/Ripon Modelling

- 3.14. Sport England Active Places Power data shows that a facility located in Harrogate would have a catchment of circa 128k and whilst this wouldn't justify a traditional 400m track and field facility (it's below the 150k threshold), it would certainly support a basic entry level athletics facility; for example a 200m MiniTrack or basic 2 lane endurance loop:- typically these type of facilities would be located on Sports Village / Multi sport type sites or education establishments to maximise usage and viability.
- 3.15. Ripon has a much smaller catchment population so an athletics facility located in/around the Harrogate area would be more desirable.

Table 14: Harrogate facility – 20-minute population catchment

Combined	0-14	15-24	25-39	40-59	60-79	80+	Total
0-2.5	1,528	794	1,376	2,900	1,963	822	9,383
2.5-5	4,443	2,313	5,028	7,825	5,302	1,818	26,729
5-10	7,807	4,013	7,617	13,133	10,780	3,360	46,710
10-15	3,354	1,413	2,455	5,868	5,470	1,442	20,002

Harrogate Borough Council

Playing Pitch Strategy – Appendix D – Outdoor Sports Assessments: Tennis, Netball and Athletics

Combined	0-14	15-24	25-39	40-59	60-79	80+	Total
15-20	3,877	2,117	3,354	7,123	6,867	1,995	25,333
Total	21,009	10,650	19,830	36,849	30,382	9,437	128,157

Table 15: Ripon facility – 20-minute population catchment

Combined	0-14	15-24	25-39	40-59	60-79	80+	Total
0-2.5	489	189	394	431	220	65	1,788
2.5-5	1,576	909	1,641	2,737	2,337	850	10,050
5-10	924	446	700	1,684	1,755	490	5,999
10-15	1,111	511	742	2,072	2,049	388	6,873
15-20	2,376	1,084	2,046	3,887	3,623	883	13,899
Total	6,476	3,139	5,523	10,811	9,984	2,676	38,609

3.16. **Conclusions:** England Athletics concludes that:

- A new, entry level track and field facility [mini-track/compact facility] would service latent demand and be best sited in the Harrogate area of the district.
- England Athletics supports the need for a running loop in conjunction with British cycling that could be provided within the future Claro Barracks MoD housing development in Ripon.

The options for securing additional athletics facilities capacity

3.17. The options for securing existing and additional athletics facilities capacity to meet current and future needs are as follows:

Protect

3.18. Whilst there are no athletics facilities in the district at present, ensuring that any future facilities are afforded the same protection as other sports facilities through the Local Plan will be important, by ensuring that planning policy supports the retention of existing facilities, unless the loss of a facility would involve its replacement with a facility of at least the equivalent size, quality and accessibility.

Harrogate Borough Council

Playing Pitch Strategy – Appendix D – Outdoor Sports Assessments: Tennis, Netball and Athletics

Provide

- 3.19. There is a clear case for providing an athletics facility in Harrogate Borough and the conclusions of England Athletics is that some form of Mini-track or compact athletics facility would be an appropriate scale of provision. This would enable specialist track and field training to take place, with the local clubs' occasional competitive needs catered for by tracks with spare capacity in neighbouring areas. Harrogate has been suggested as a potential location for such a facility.

Enhance

- 3.20. Whilst there are no existing facilities to enhance, the provision of new specialist athletics training facilities with a clubhouse base would significantly improve local opportunities.

Action Plan

- 3.21. The table below sets out the action plan for athletics facilities to guide the implementation of the strategy. The implementation of all proposals will subject to resource availability in terms of funding. The capital cost estimates are based upon Sport England's 'Facility Costs - Second Quarter of 2021' (2021).

Key Strategic Actions

Table 16: Athletics Actions

Issues	Action	Lead/ Facilitator	Partners	Resources	Priority
Deficiency in local athletics facilities provision	<p>Undertake a detailed feasibility study of the case for a mini-track/compact facility in the Harrogate area of the borough. The facility would be best placed in conjunction with other sporting facilities either on a school site or a sports hub.</p> <p>Subject to a positive outcome to the feasibility study and identification of a suitable location, seek to provide the identified facilities subject to available funding.</p>	Harrogate Borough Council	England Athletics Local Clubs	<ul style="list-style-type: none">£25,000 for feasibility study.£175,000 for the new facilities.	High